

**SIMON FRASER UNIVERSITY**  
**MEMORANDUM**

**To: Senate**

**From: Stephen T. Easton, Chair**  
**Senate Policy Committee on Scholarships, Awards and Bursaries**

**Re: Annual Report**

**Date: 17 December 2009**

---

I am pleased to submit the Annual Report of the Senate Policy Committee on Scholarships, Awards and Bursaries (SPCSAB) for the fiscal year 2008-2009.

Overview

SPCSAB is the committee charged by Senate with setting policy for the administration of awards, student scholarships, bursaries and other forms of financial aid at SFU. It should be noted that this is primarily for internal awards. Three other Senate committees, namely SUAAC (Senate Undergraduate Awards Adjudication Committee), SGAAC (Senate Graduate Awards Adjudication Committee) and SCUH (Senate Committee on University Honors) adjudicate financial awards to students where adjudication is needed. Financial Assistance, a unit within Student Services, processes bursary applications.

For the 2008-09 fiscal year total financial aid and awards was \$59.1 million down from \$60.1 million in 2007-08. However, financial aid and awards managed internally rose from \$11.7 to \$11.9. Externally supported financial aid for 2008-09 fell from \$49 to \$47 million primarily due to a decline in funding from Student Aid BC. Of the internal funding, year over year undergraduate entrance scholarship funding fell slightly from \$3.77 to \$3.73 million as the total number of awards fell from 871 to 764 primarily due to the decrease in Summit Entrance Scholarships. Some 1,688 Open Undergraduate Scholarships were awarded, an increase of 24% over 2007-08. The value of these scholarships totaled \$2.1 million from \$1.6 million in 2007-08. The award cutoff for a cumulative GPA was set at a grade point of 3.67 (an A-), and the payment per credit hour was increased to \$110 from \$100.

Total funding for SFU graduate students in 2008-09 was \$13.4 million up 5% from \$13.1 million in 2007-08. Total internally funded graduate awards fell from \$6.7 million in 2007-08 to \$6.6 million. Graduate entrance scholarship, graduate fellowship, research stipend and other scholarship funding in 2008-09 totaled \$5.49 million a decline of 2.7% from 2007-08. Of this funding 68 percent was awarded through Graduate Fellowships, 15 percent for President's Ph.D. Research Stipends, 6 percent for the C.D. Nelson Entrance Scholarships, and the remainder for Special Graduate Entrance Scholarships. Although this is a reduction in funding from the previous year's total of \$5.65 million, it may be an artifact of accounting procedures. Graduate awards are budgeted and reported for a fiscal year, but are actually awarded over an academic

year (September to August) that spans parts of two fiscal years. Because students can select the semester in which they hold certain awards (the Graduate Fellowships and President's Research Stipend), situations arise in which funds budgeted for a particular fiscal year (e.g. 2008-09) will be paid in the summer semester of the equivalent academic year (2009/2010), i.e. in the early part of the next fiscal year (2009/2010). Thus there can be minor variation in fiscal year totals that reflect decisions by students as to when they hold certain awards.

Reversing a trend in recent years, 2008-09 saw the number of applications for SFU bursary funding increased by 310 or approximately 5% from the previous year. The total calculated financial need increased by \$1,291,066 or approximately 22% from the previous year. This may be attributable to the significant global economic downturn that started in Fall 2008 and continued into Spring 2009. Financial Aid and Awards saw an increase of 17% in the number bursaries awarded to 4,080 with a disbursement of \$4.35 million. This represents a decrease in student assistance of \$308,000 or 6.6% less than the previous year.

As part of these totals, the number of graduate bursaries increased by 28 percent to 638. Total funding of graduate bursaries rose by 10 percent.

Individual student bursaries for domestic and grandfathered international students were awarded at an annual average of 73.3 % of assessed need, which was approximately 21% lower than the previous year to meet the need of more students in 2008-09. Fee schedule A (not grandfathered) international students were awarded at an annual average of 40%, which was 9% lower than the previous year.

The number of SFU students receiving Student Aid BC grants increased by 31% in 2008-09. This was accompanied by a decrease of 5.5 percent in the total value of awards received or \$42 million. Total external assistance came to \$47.2 million down from \$49.2 million the previous year.

Simon Fraser University continued to fund the Work-Study Program with 333 Undergraduate awards costing \$412,000 and 35 graduate awards costing \$46,000. This is the sixth year in which the University has funded these awards since the Province discontinued them.

Other notes of interest:

- SFU students received 325 external scholarships, awards and bursaries totaling \$654,314. This represented a 4% decrease in available opportunities over the previous year and may be attributed to the economic downturn that occurred.
- Canada Millennium Scholarship Merit Awards - 11 National Award winners attending Simon Fraser University, 13 Provincial/Territorial Award winners, and 6 local award winners, at a total amount of \$130,000.
- Canadian Millennium Foundation National In-Course Scholarship recognizes upper level post secondary students who demonstrate academic merit and leadership. Fifteen SFU students received a total of \$61,000 from the National In-Course Scholarship program

- World Petroleum Congress and Canadian Millennium Foundation offered an award to recognize students enrolling in studies related to the petroleum industry who demonstrate academic merit and financial need. Five SFU students received a total of \$15,000 from WPC.
- Premier's One World Scholarship valued at \$20,000 – five students received this prestigious award across British Columbia. An SFU student was one of the recipients.
- One World Scholarship for Study in British Columbia (People's Republic of China) valued at \$10,000 - four awards were available for the opportunity to study in B.C from China. Two recipients were SFU students.
- Ike Barber Transfer Scholarship - three students transferring to SFU received a total of \$15,000
- The SPCSAB continues the process of trying to identify what measurable effects financial assistance has on outcomes. A first pass at this question may be found at: [http://www.sfu.ca/irp/special\\_reports/documents/financial.aid.2006.pdf](http://www.sfu.ca/irp/special_reports/documents/financial.aid.2006.pdf)



## Graduate Studies

Report to the

Senate Policy Committee on Scholarships, Awards and Bursaries

2008-2009

PAGE	REPORT
1-2	Expense Summary of Graduate Award Funds Administered by Dean of Graduate Studies



DEAN OF GRADUATE STUDIES  
SIMON FRASER UNIVERSITY

**Expense Summary of Graduate Award Funds Administered by Dean of Graduate Studies  
Comparative Report: Fiscal Year 2008/2009 vs. FY2007/2008**

Name and Type of Award	FY2008/2009			FY2007/2008		
	Value per Award	Number of Award Recipients	Total Expenses (\$)	Value per Award	Number of Award Recipients	Total Expenses (\$)
<b>INTERNALLY-FUNDED GRADUATE AWARDS</b>						
<b>Graduate scholarships/fellowships/awards funded by Graduate SBA budget</b>						
C.D. Nelson Scholarships <sup>(1), (2)</sup>	19,000	35	325,334.00	18,000-19,000	29	288,405.00
Graduate Fellowships	6,250	600	3,750,000.00	6,000-6,250	665	4,116,250.00
President's PhD Research Stipends	6,250	132	825,000.00	6,000-6,250	135	829,250.00
Special Graduate Entrance Scholarships <sup>(3)</sup>	1,000-10,000	63	377,081.00	2,000-10,000	44	209,250.00
Travel & Minor Research Awards <sup>(4)</sup>	Varies (avg. \$550)	389	215,526.89	40-2,300	449	204,177.16
<b>Graduate scholarships/fellowships/awards funded by Graduate SBA budget</b>		<b>1,219</b>	<b>5,492,941.89</b>		<b>1,322</b>	<b>5,647,332.16</b>
<b>Graduate scholarships/fellowships funded by Faculties/Schools</b>						
Faculty of Applied Sciences Graduate Fellowships	3,125-3,250	30	94,000.00	3,000-3,250	36	115,000.00
Faculty of Business Administration Graduate Scholarships	5,000	8	40,000.00	5,000	19	95,000.00
Faculty of Education Graduate Scholarships	6,000	4	24,000.00	6,000	3	18,000.00
Faculty of Health Sciences Graduate Scholarships	1,000-9,000	15	72,500.00	4,000-4,600	11	44,600.00
School of Computing Science Graduate Fellowships/Scholarships	3,000	12	36,000.00	3,000	33	99,000.00
School of Interactive Arts and Technology Graduate Fellowships	6,125	2	12,250.00	(n/a)	0	0.00
<b>Graduate scholarships/fellowships funded by Faculties/Schools</b>		<b>71</b>	<b>278,750.00</b>		<b>102</b>	<b>371,600.00</b>
<b>Other internally-funded awards</b>						
Graduate International Research Travel Awards <sup>(5)</sup>	6,250	25	156,250.00	6,000	25	150,000.00
Private Awards (supported by endowments)	225-17,500	212	688,499.00	400-16,000	174	560,859.67
<b>Other internally-funded awards</b>		<b>237</b>	<b>844,749.00</b>		<b>199</b>	<b>710,859.67</b>
<b>TOTAL INTERNALLY-FUNDED GRADUATE AWARDS</b>		<b>1,527</b>	<b>6,616,440.89</b>		<b>1,623</b>	<b>6,729,791.83</b>
<b>EXTERNALLY-FUNDED GRADUATE AWARDS</b>						
<b>National scholarships funded by Federal funding agencies</b>						
NSERC Graduate Scholarships	17,300-35,000	150	2,211,206.43	17,300-35,000	152	2,012,997.45
NSERC Industrial Post-Grad Scholarships (excludes industrial portion)	15,000	16	190,000.00	15,000	15	185,000.00
SSHRC Graduate Scholarships	17,500-35,000	156	2,268,972.28	17,500-35,000	160	2,324,612.12
CIHR Graduate Scholarships	17,500-50,000	22	383,018.38	17,500-50,000	21	265,071.00
Canada Graduate Scholarships-M. Smith Foreign Study Supplements	6,000	1	6,000.00	(n/a)	0	0.00
NSERC Undergraduate Student Research Awards	4,500	123	534,852.52	4,500	91	388,012.27
<b>National scholarships funded by Federal funding agencies</b>		<b>468</b>	<b>5,594,049.61</b>		<b>439</b>	<b>5,175,692.84</b>
<b>Major scholarships funded by Provincial funding agencies</b>						
MSFHR Graduate Trainee Awards	7,000-20,000	46	411,254.00	7,000-20,000	36	451,919.00
Pacific Century Graduate Scholarships	10,000	61	481,649.00	10,000	46	425,000.00
Pacific Leaders Graduate Student Fellowships	20,000	5	86,667.00	20,000	3	39,999.00
Pacific Institute Climate Solutions Graduate Fellowships	10,000	2	13,332.00	(n/a)	0	0.00
<b>Major scholarships funded by Provincial funding agencies</b>		<b>114</b>	<b>992,902.00</b>		<b>85</b>	<b>916,918.00</b>
<b>Other externally-funded awards and grants</b>						
NSERC iPGS Industrial Sponsorships (contributed by industrial partners)	6,000-7,500	17	85,269.02	6,000	15	76,105.87
Private Awards (supported by annual donations)	250-6,000	41	126,650.00	500-6,000	23	65,020.00
Donor-Designated Awards	2,500-27,000	19	235,248.35	2,500-27,000	8	63,566.74
Northern Scientific Training Program Grants	870-3,150	15	26,617.59	600-4,000	9	26,828.76
CIHR Health Professional Student Awards	4,251	6	25,506.00	(see note 6)	0	0.00
Student Led Research Grants <sup>(7)</sup>	1,500	26	39,000.00	(n/a)	0	0.00
SSHRC Travel Awards	(n/a)	0	0.00	Up to 700	14	7,633.38
<b>Other externally-funded awards</b>		<b>124</b>	<b>538,290.96</b>		<b>69</b>	<b>239,154.75</b>
<b>TOTAL EXTERNALLY-FUNDED GRADUATE AWARDS</b>		<b>706</b>	<b>7,125,242.57</b>		<b>593</b>	<b>6,331,765.59</b>
<b>TOTAL GRADUATE AWARD FUNDS EXPENSED BY FISCAL YEAR</b>		<b>2,233</b>	<b>13,741,683.46</b>		<b>2,216</b>	<b>13,061,557.42</b>



DEAN OF GRADUATE STUDIES  
SIMON FRASER UNIVERSITY

**Expense Summary of Graduate Award Funds Administered by Dean of Graduate Studies  
Comparative Report: Fiscal Year 2008/2009 vs. FY2007/2008**

**Notes:**

- (1) Eighteen C.D. Nelson Scholarships are normally awarded each academic year and paid over three terms starting in the Fall term. The figures reported for FY2008/2009 include academic year 2007/2008 award winners (receiving their last award instalment corresponding to Summer 2008) and academic year 2008/2009 award winners (receiving their first two award instalments corresponding to Fall 2008 and Spring 2009). The total number of award recipients reported for FY2008/2009 reflects the number of students that were paid at least one instalment of their C.D. Nelson Scholarship in FY2008/2009.
- (2) One C.D. Nelson scholarship from academic year 2007/2008 was reduced to \$7,000 in order to keep within the \$42,000 maximum scholarship funds allowed per student.
- (3) Some of the Special Graduate Entrance Scholarships were awarded as top-up funding to major entrance scholarships (paid over one year), some were awarded as the second year of funding to provincial awards (paid over one year), and some were awarded as regular entrance scholarships (paid in one term). The total number of award recipients reported for FY2008/2009 reflects the number of students that were paid at least one instalment of their Special Graduate Entrance Scholarship in FY2008/2009.
- (4) Funds for the Travel & Minor Research Awards program were assigned to graduate programs for allocation to students at the discretion of each individual program. The number of award recipients is an approximate figure, and is based on documentation submitted by graduate programs to support funding requests made to the Dean of Graduate Studies.
- (5) Formerly called Graduate International Scholarships. Name was changed to Graduate International Research Travel Awards effective May 2008.
- (6) CIHR Health Professional Student Awards were reported under the "CIHR Graduate Scholarships" category in FY2007/2008. However, these awards are not national scholarships and should be treated as other external funding. As a result, the CIHR Health Professional Student Awards are reported under the "Other externally-funded awards and grants" category in FY2008/2009.
- (7) Formerly called Cross Government Research, Policy and Practice (CGRPP) Branch Awards until August 2008. Name was changed to Student Led Research Grants by the CGRPP Branch of the Ministry of Labour and Citizens' Services (the funding party) effective September 2008.



## Enrollment Services

### Report to the

### Senate Policy Committee on Scholarships, Awards and Bursaries

2008-2009

PAGE	REPORT
i	Disbursement Summary of Funding for Fiscal Year
1-8	Entrance Scholarship (Undergraduate)
9-10	Open Scholarship (Undergraduate)
11-12	Scholarship Programs (Undergraduate)
13-18	Bursary Program (Undergraduate and Graduate)
19-20	Athletics and Recreation (Undergraduate)
21-22	Work-Study Program (Undergraduate and Graduate)
23	Emergency Loan Program (Undergraduate)
24-25	BC Government Student Assistance Program (StudentAid BC) (Undergraduate and Graduate)
26-27	Government Part-Time Assistance and Canada Study Grants (Undergraduate and Graduate)
28-29	Out of Province Awards (Undergraduate and Graduate)
30-31	External Scholarships Awards and Bursaries (Undergraduate)



**Disbursement Summary of Funding Administered or Supported through Financial Aid and Awards**  
**Comparative Report: Fiscal Year 2008/2009 vs. 2007/2008**

Type of Financial Aid Support	FY 2008/2009	FY 2007/2008
Total Disbursements	47,151,457.00	49,228,976.00
Total Disbursements of Awards Disbursed	16,594	16,594

INTERNALLY MANAGED FINANCIAL AID AND AWARDS		
Entrance Scholarships (Undergraduate - Domestic - University funded)	680	\$ 3,141,760.00
Entrance Scholarships (Undergraduate - International - University funded)	75	\$ 501,750.00
Entrance Scholarships (Annual/Endowed)	9	\$ 81,675.00
<b>Subtotal</b>	<b>764</b>	<b>\$ 3,725,185.00</b>
Open Scholarship (Undergraduate)	1,688	\$ 2,063,930.00
In-Course Awards (University funded)	302	\$ 195,680.00
In-Course Awards (Annual/Endowed)	252	\$ 205,470.00
In-Course Scholarships (Annual/Endowed)	373	\$ 328,544.00
<b>Subtotal</b>	<b>2,615</b>	<b>\$ 2,793,624.00</b>
Bursary (Open - Undergraduate - Domestic - University funded)	1,930	\$ 1,969,258.00
Bursary (Open - Undergraduate - International - University funded)	622	\$ 622,638.00
Bursary (Open - Graduate - Domestic - University funded)	170	\$ 212,327.00
Bursary (Open - Graduate - International - University funded)	376	\$ 494,762.00
Bursary (Designated)	123	\$ 243,704.00
Bursary (Credit Based Graduate Programs)	32	\$ 27,306.00
Bursary (Annual/Endowed - Undergraduate)	767	\$ 718,054.00
Bursary (Annual/Endowed - Graduate)	60	\$ 63,078.00
<b>Subtotal</b>	<b>4,080</b>	<b>\$ 4,351,127.00</b>
Athletics Awards (University funded)	69	\$ 54,300.00
Athletics Awards (Annual/Endowed)	364	\$ 327,306.00
Athletics Awards (Fund Raiser)	0	\$ -
Athletics Awards (Promotion Awards)	136	\$ 164,505.00
<b>Subtotal</b>	<b>569</b>	<b>\$ 546,110.00</b>
Work-Study Program (Undergraduate)	333	\$ 412,533.00
Work-Study Program (Graduate)	35	\$ 46,053.00
Emergency Loans (Undergraduate/Graduate)	85	\$ 65,080.00
<b>Subtotal</b>	<b>453</b>	<b>\$ 523,666.00</b>
<b>Subtotal</b>	<b>16,509</b>	<b>\$ 11,939,712.00</b>
<b>TOTAL INTERNALLY MANAGED FINANCIAL AID AND AWARDS</b>	<b>16,509</b>	<b>\$ 11,939,712.00</b>
EXTERNALLY MANAGED OR SUPPORTED FINANCIAL AID AND AWARDS		
Student Aid BC (Undergraduate - Full-time)	18,462	\$ 39,690,023.00
Student Aid BC (Graduate - Full-time)	964	\$ 2,133,951.00
Student Aid BC (Undergraduate-Part-Time Studies)	13	\$ 21,376.00
Student Aid BC (Canada Study Grants for High Need Part-Time Students)	99	\$ 110,667.00
Student Aid BC (Canada Study Grants for Female Doctoral Students)	14	\$ 28,626.00
Student Aid BC (Canada Access Grants for Students with Permanent Disabilities)	25	\$ 19,974.00
<b>Subtotal</b>	<b>19,577</b>	<b>\$ 42,004,617.00</b>
Out of Province Student Loan Awards (Undergraduate)	798	\$ 2,476,729.00
Out of Province Student Loan Awards (Graduate)	291	\$ 1,293,583.00
U.S. Loan Awards (Undergraduate)	80	\$ 204,825.00
U.S. Loan Awards (Graduate)	135	\$ 416,554.00
<b>Subtotal</b>	<b>1,304</b>	<b>\$ 4,391,691.00</b>
Non-SFU Administered Scholarships (Undergraduate)	218	\$ 540,380.00
Non-SFU Administered Scholarships (Graduate)	3	\$ 3,010.00
Non-SFU Administered Awards (Undergraduate)	52	\$ 66,274.00
Non-SFU Administered Awards (Graduate)	5	\$ 5,900.00
Non-SFU Administered Bursaries (Undergraduate)	47	\$ 38,750.00
Non-SFU Administered Bursaries (Graduate)	0	\$ -
<b>Subtotal</b>	<b>325</b>	<b>\$ 654,314.00</b>
Athletics Awards (B.C. Athletic Assistance Program)	93	\$ 100,835.00
<b>Subtotal</b>	<b>89</b>	<b>\$ 101,155.00</b>
<b>TOTAL EXTERNALLY MANAGED OR SUPPORTED FINANCIAL AID AND AWARDS</b>	<b>21,299</b>	<b>\$ 47,151,457.00</b>

Notes:

- (a) Number of awards disbursed for entrance scholarships only includes new awards offered in fiscal year 2008/2009
- (b) Total entrance scholarship disbursement figures include new scholarship offers as well as scholarship renewals for continuing students
- (c) Bursary - Designated - includes Field School, Exchange, International Co-op, and Aboriginal (Undergrad)
- (d) Emergency Loans - temporary funding that the student must pay back within 60 days
- (e) Student Aid BC funding for full-time students include both federal and provincial loans along with possible grant funding
- (f) Non-SFU administered financial aid and awards normally just requires proof of enrollment from institution. Funds are then pushed to student's account



## ENTRANCE SCHOLARSHIPS

### Report to the Senate Policy Committee on Scholarships, Awards and Bursaries 2008-2009 (Summer 2008 to Spring 2009)

This report provides entrance scholarship data specific to intake and retention. Entrance scholarships are available to new applicants to SFU, who, at the time of admission to the University, demonstrate academic excellence or a combination of extraordinary personal achievement and community involvement.

#### 1. New admits

The table below is a summary of all the entrance scholarships and awards that SFU offers to new students. New awards that were launched in Fall 2008 include the \$10,000 SFU India Entrance Scholarship, \$10,000 SFU Zhejiang University Dual Degree Program Entrance Scholarship, and the \$5,000 SFU Zhejiang University Dual Degree Program Entrance Awards. The terms of reference for the Tadeusz Specht Memorial Scholarship in Science and Applied Science were also revised by the donor in Fall 2008. The amount of this scholarship has been increased to \$10,000 (formerly \$3,500), with approximately 10 scholarships available every Fall.

TABLE 1: ENTRANCE AWARD AND SCHOLARSHIP AMOUNTS					
Award	Amount	High School	College	International	Domestic
W. Ronald Heath International Entrance Scholarship	\$40,000	Yes	No	Yes	No
BC Secondary Simon Fraser Entrance Scholarship	\$34,000	Yes	No	No	Yes
Simon Fraser Alumni Leadership BC Secondary Entrance Scholarship	\$29,000	Yes	No	No	Yes
Gordon M. Shrum National Entrance Scholarship	\$25,000	Yes	No	No	Yes
Gordon M. Shrum BC Secondary School Entrance Scholarship	\$24,000	Yes	No	No	Yes
Shrum Shad Valley Entrance Scholarships	\$24,000	Yes	No	No	Yes
Lloyd Carr-Harris Scholarship	\$20,000	Yes	No	No	Yes
William M. Hamilton College Transfer Entrance Scholarship	\$10,000	No	Yes	No	Yes
Tadeusz Specht Memorial Scholarship In Applied Science	\$10,000	Yes	No	No	Yes

**TABLE 1: ENTRANCE AWARD AND SCHOLARSHIP AMOUNTS**

Award	Amount	High School	College	International	Domestic
Tadeusz Specht Memorial Scholarship in Science	\$10,000	Yes	No	No	Yes
SFU India Entrance Scholarship	\$10,000	Yes	No	Yes	Yes
SFU Zhejiang University Dual Degree Program Entrance Scholarship	\$10,000	No	Yes	Yes	No
Dean's Scholarships (Applied Sciences, Arts and Social Sciences, Business Administration, Education, Health Sciences, Science)	\$7,000	Yes	No	No	Yes
BC Secondary School Academic Excellence Entrance Scholarship	\$5,000	Yes	No	No	Yes
H. Y. Louie Entrance Award	\$5,000	Yes	No	Yes	Yes
Lohn Foundation Entrance Award	\$5,000	Yes	No	Yes	Yes
SFU Zhejiang University Dual Degree Program Entrance Award	\$5,000	No	Yes	Yes	No
Jack Diamond National Entrance Award	\$4,500	Yes	No	No	Yes
Kenneth Strand National Entrance Scholarship	\$4,500	Yes	No	No	Yes
BC Secondary School Jack Diamond Entrance Award	\$3,500	Yes	No	No	Yes
BC Secondary School Summit Entrance Scholarship	\$3,500	Yes	No	No	Yes
International Summit Scholarship	\$3,500	Yes	No	Yes	No
Ken Caple College Transfer Entrance Scholarship	\$3,500	No	Yes	No	Yes
Aboriginal Student Entrance Award	\$2,500	Yes	No	No	Yes
Community Entrance Awards	\$2,000	Yes	No	No	Yes

**TABLE 1: ENTRANCE AWARD AND SCHOLARSHIP AMOUNTS**

Award	Amount	High School	College	International	Domestic
SFU Surrey Entrance Awards	\$2,000	Yes	No	No	Yes
Columbia College Entrance Scholarship	varies	No	Yes	Yes	Yes
Mona F. East Memorial Scholarship	varies	Yes	No	No	Yes
Rotary Club of Vancouver Sunrise Entrance Scholarship	varies	Yes	No	No	Yes

**Intake for the Fall 2008 (Fall 2008) scholarship cycle**

Admission to the Fall term is our largest intake of entrance scholarship and award students. The majority of the students still come from secondary schools in BC and Canada. However, there has been a 50% increase in scholarship offers made to international schools (receiving the International Summit scholarship) in the Fall 2008 term. Subsequently, the number of International Summit recipients who are registered at SFU in Fall 2008 increased by more than 100% as compared to Fall 2007.

We also saw higher acceptance rates for our major entrance scholarships (e.g. Gordon Shrum Entrance Scholarship) in Fall 2008 compared to Fall 2007. The acceptance rate for the Gordon Shrum Scholarship for Fall 2008 was 89% compared to only 68% in Fall 2007. The same is true for the Ron Heath International Entrance Scholarship (acceptance rate for Fall 2008 is 50% compared to 27% for Fall 2007). Overall, we have an acceptance rate of approximately 30% for all scholarship offers made in the Fall 2008 semester.

**TABLE 2: ENTRANCE SCHOLARSHIP OFFERS VS FINAL REGISTRANTS (DISBURSED) FOR FALL 2007 VS FALL 2008**

Award	Fall 2007		Fall 2008	
	Offered	Disbursed	Offered	Disbursed
Aboriginal Student Entrance Award	2	2	4	4
BC Secondary School Academic Excellence Entrance Scholarship	335	54	261	25
BC Secondary School Jack Diamond Entrance Award	14	14	12	11
BC Secondary School Summit Entrance Scholarship	1,673	543	1,605	454
BC Secondary Simon Fraser Entrance Scholarship	2	1	4	2

**TABLE 2: ENTRANCE SCHOLARSHIP OFFERS VS FINAL REGISTRANTS (DISBURSED) FOR FALL 2007 VS FALL 2008**

Award	Fall 2007		Fall 2008	
	Offered	Disbursed	Offered	Disbursed
Columbia College Entrance Scholarship	1	1	1	1
Community Entrance Awards	6	4	5	4
Dean's Scholarship Faculty Of Applied Science	7	4	9	3
Dean's Scholarship Faculty Of Arts	15	7	9	8
Dean's Scholarship Faculty Of Business Administration	5	3	5	4
Dean's Scholarship Faculty Of Health Sciences	1	1	2	1
Dean's Scholarship Faculty Of Science	7	5	7	4
Dean's Scholarship in the Faculty Of Education	3	1	1	1
Gordon Diewert Annual Entrance Community Service Award	n/a	n/a	1	1
Gordon M. Shrum BC Secondary School Entrance Scholarship	53	36	53	47
Gordon M. Shrum National Entrance Scholarship	4	3	5	2
H. Y. Louie Entrance Award	2	2	2	2
International Summit Scholarship	164	21	246	48
Jack Diamond National Entrance Award	2	2	8	7
Ken Caple College Transfer Entrance Scholarship	20	13	16	9
Kenneth Strand National Entrance Scholarship	79	32	79	28
Lloyd Carr-Harris Scholarship	1	1	7	1
Lohn Foundation Entrance Award	1	1	2	1

TABLE 2: ENTRANCE SCHOLARSHIP OFFERS VS FINAL REGISTRANTS (DISBURSED) FOR FALL 2007 VS FALL 2008

Award	Fall 2007		Fall 2008	
	Offered	Disbursed	Offered	Disbursed
Mona F. East Memorial Scholarship	1	1	n/a	n/a
Rotary Club Of Vancouver Sunrise Entrance Scholarship	2	2	n/a	n/a
SFU Surrey Entrance Awards	36	35	36	28
Strum Shad Valley Entrance Scholarships	3	1	6	3
Simon Fraser Alumni Leadership BC Secondary Entrance Scholarship	2	0	2	1
SFU India Entrance Scholarship	n/a	n/a	3	3
SFU ZU DDP Entrance Awards	n/a	n/a	2	1
SFU ZU DDP Entrance Scholarships	n/a	n/a	1	1
Tadeusz Specht Memorial Scholarship In Applied Science1	0	0	2	0
Tadeusz Specht Memorial Scholarship In Science1	3	3	14	4
TV5 Entrance Scholarships For French Cohort	15	10	n/a	n/a
W. Ronald Heath International Entrance Scholarship	15	4	10	5
William M. Hamilton College Transfer Entrance Scholarship	2	2	2	2
<b>Total</b>	<b>2,476</b>	<b>809</b>	<b>2,422</b>	<b>716</b>

**2. Scholarship retention**

The success rate for scholarship students getting their second installment (normally requires a 3.00 SFU CGPA except for certain awards) is relatively high for most scholarships.

**TABLE 3: SUCCESS RATES ON SECOND DISBURSEMENT (SPRING 2009) FOR SELECTED ENTRANCE AWARDS FOR FALL 2008 ENTRY COHORT**

Award	Disbursements less deferrals	Second disbursement	Retention rate
BC Secondary School Academic Excellence Entrance Scholarship	25	23	92%
BC Secondary School Summit Entrance Scholarship	449	333	74%
Gordon M. Strum BC Secondary School Entrance Scholarship	47	46	98%
SFU Surrey Entrance Awards <sup>1</sup>	28	21	75%
Kenneth Strand National Entrance Scholarship <sup>2</sup>	28	16	57%
International Summit Scholarship	49	33	67%
BC Secondary School Jack Diamond Entrance Award <sup>1</sup>	11	10	91%
Ken Caple College Transfer Entrance Scholarship	10	10	100%
W. Ronald Heath International Entrance Scholarship	9	9	100%

The success rates for students to receive their second disbursements are relatively higher in Fall 2008 compared to Fall 2007 for most scholarships. Success rates are also higher for out-of-province students (recipients of the Kenneth Strand Scholarship) and varsity athletes (recipients of the Jack Diamond Entrance Award) in Fall 2008 compared to Fall 2007.

**TABLE 4: ENTRANCE SCHOLARSHIP RETENTION SUCCESS RATES ON SECOND DISBURSEMENT FOR SELECTED AWARDS (COMPARISON WITH PREVIOUS COHORTS)**

Award	Entry cohort			
	Fall 2005	Fall 2006	Fall 2007	Fall 2008
BC Secondary School Academic Excellence Entrance Scholarship	n/a	n/a	94%	92%

<sup>1</sup> Must attain 2.5 CGPA to receive the second disbursement.

<sup>2</sup> This scholarship is only awarded to high school students studying from out side of BC (ie out-of-province students). The retention rate may be lower for these students because it may be more difficult for them to adjust to living in another province.

**TABLE 4: ENTRANCE SCHOLARSHIP RETENTION SUCCESS RATES ON SECOND DISBURSEMENT FOR SELECTED AWARDS (COMPARISON WITH PREVIOUS COHORTS)**

Award	Entry cohort			
	Fall 2005	Fall 2006	Fall 2007	Fall 2008
BC Summit Entrance Scholarship	78%	66%	71%	74%
Gordon M. Strum (BC) Scholarship	95%	100%	97%	98%
International Summit Scholarship	67%	58%	68%	67%
Jack Diamond Entrance (BC) Award	100%	93%	79%	91%
Ken Caple College Transfer Scholarship	78%	92%	100%	100%
Kenneth Strand Scholarship	79%	67%	47%	57%
SFU Surrey Entrance Awards	67%	70%	80%	75%
W. Ronald Heath International Scholarship	100%	80%	100%	100%

**3. Expenditures**

This section is a summary of all the scholarship expenditures (endowed and SFU funded awards) for the Summer 2008, Fall 2008 and Spring 2009 terms. The table below shows the total amount of SFU funded and endowed awards for fiscal year 2008-2009.

**TABLE 5: TOTAL ENDOWED AND SFU-FUNDED ENTRANCE AWARDS FOR FISCAL YEAR 2008-2009**

Summer 2008	Fall 2008	Spring 2009	Total
\$171,375	\$1,960,185	\$1,593,625	\$3,725,185



The table below shows the total scholarship expenditures over several years.

<b>TABLE 6: AVERAGE ENTRANCE SCHOLARSHIP AMOUNTS</b>						
	<b>2003-2004</b>	<b>2004-2005</b>	<b>2005-2006</b>	<b>2006-2007</b>	<b>2007-2008</b>	<b>2008-2009</b>
<b>Entrance Scholarship Expenditure</b>	<b>\$2,812,397</b>	<b>\$2,550,630</b>	<b>\$3,511,999</b>	<b>\$3,858,757<sup>3</sup></b>	<b>\$3,766,615</b>	<b>\$3,725,185</b>
<b># of Students per year</b>	<b>22,098</b>	<b>23,480</b>	<b>24,368</b>	<b>25,009</b>	<b>26,332</b>	<b>27,479</b>
<b>Average \$/ student</b>	<b>\$127</b>	<b>\$109</b>	<b>\$144</b>	<b>\$154</b>	<b>\$143</b>	<b>\$136</b>

---

<sup>3</sup> Figures include 40<sup>th</sup> anniversary awards that were discontinued in Summer 2007 (includes 804 awards given out in 2005-2006 and 620 awards given out in 2006-2007)

## OPEN SCHOLARSHIPS

Report to the Senate Policy Committee on Scholarships, Awards and Bursaries  
2008-2009 (Summer 2008 to Spring 2009)

The Undergraduate Open Scholarship recognizes and supports undergraduate students who are highly qualified academically and provides scholarships to students on a term by term basis. No application is required and all undergraduate students are considered for eligibility each term. Students with an Entrance Scholarship are not eligible for this opportunity until all funding for that scholarship is disbursed.

The value of the scholarship is set each year by the University as a portion of the actual tuition costs accrued by those eligible.

Information of interest for 2008-2009:

- Total disbursement over 3 terms was \$2,063,930. Annual budget remained the same at \$1.6 million. (Annual budget was reduced to 1.5 million from 1.6 million in 2007/2008.)
- Cumulative grade point average (CGPA) was changed by SPCSAB in Spring 2008 from 3.70 (same CGPA since 1996) to 3.67 (CGPA was at 3.67)
- Spring 2008 to Spring 2009 comparison in terms of the number of awards given to support students increased by 18.8% based on same CGPA requirement
- Average Open scholarship disbursement increased by 5.3% from previous year. This was due to the increase in value given per unit hour.

YEAR/TERM	CGPA REQ.	VALUE PER UNIT	# OF AWARD	TOTAL \$	AVERAGE AWD
2008 Summer	3.67	\$110	408	\$393,690	\$965
2008 Fall	3.67	\$110	610	\$807,840	\$1,324
2009 Spring	3.67	\$110	670	\$862,400	\$1,287
<b>TOTAL</b>			<b>1688</b>	<b>\$2,063,930</b>	<b>\$1,223</b>
2007 Summer	3.70	\$100	313	\$263,400	\$842
2007 Fall	3.70	\$100	482	\$578,800	\$1,201
2008 Spring	3.67	\$110	564	\$735,460	\$1,304
<b>TOTAL</b>			<b>1359</b>	<b>\$1,577,660</b>	<b>\$1,161</b>
2006 Summer	3.70	\$100	328	\$301,500	\$919
2006 Fall	3.70	\$100	486	\$585,800	\$1,205
2007 Spring	3.70	\$100	479	\$558,800	\$1,167
<b>TOTAL</b>			<b>1293</b>	<b>\$1,446,100</b>	<b>\$1,118</b>

The table below compares open scholarships awarded to Canadian and International students. International students are eligible on the same basis as other students.

YR/TERM	CANADIAN STUDENT						INTERNATIONAL STUDENT		
	TOTAL#	#	S	#	S	%	#	S	%
	STD/TERM	AWARD	TOTAL	AWARD	TOTAL	AWARD	AWARD	TOTAL	AWARD
<b>08 Summer</b>	13,508	408	\$393,690	378	\$364,320	93%	30	\$29,370	7%
<b>08 Fall</b>	22,816	610	\$807,840	586	\$775,720	96%	24	\$32,120	4%
<b>09 Spring</b>	22,009	670	\$862,400	633	\$818,510	95%	37	\$43,670	5%
<b>TOTAL</b>	<b>58,333</b>	<b>1688</b>	<b>\$2,063,930</b>	<b>1606</b>	<b>\$1,958,550</b>	<b>95%</b>	<b>91</b>	<b>\$105,160</b>	<b>5%</b>
<b>07 Summer</b>	12,702	313	\$263,400	295	\$249,400	95%	18	\$14,000	5%
<b>07 Fall</b>	21,796	482	\$578,800	464	\$560,900	97%	18	\$17,900	3%
<b>08 Spring</b>	21,214	564 <sup>1</sup>	\$735,460	534	\$696,300	95%	30	\$39,160	5%
<b>TOTAL</b>	<b>55,712</b>	<b>1359</b>	<b>\$1,577,660</b>	<b>1293</b>	<b>\$1,506,600</b>	<b>96%</b>	<b>66</b>	<b>\$71,060</b>	<b>4%</b>
<b>06 Summer</b>	13,008	328	\$301,500	303	\$277,200	92%	25	\$24,300	8%
<b>06 Fall</b>	20,753	486	\$585,800	463	\$561,500	96%	23	\$24,300	4%
<b>07 Spring</b>	19,831	479	\$558,800	452	\$528,400	95%	27	\$30,400	5%
<b>TOTAL</b>	<b>53,592</b>	<b>1293</b>	<b>\$1,446,100</b>	<b>1218</b>	<b>\$1,367,100</b>	<b>95%</b>	<b>75</b>	<b>\$79,000</b>	<b>5%</b>

<sup>1</sup> In Spring 2008, the CGPA was changed to 3.67 from 3.70. Forty-eight more students became eligible with this change.

## **SCHOLARSHIP PROGRAMS**

Report to the Senate Policy Committee on Scholarships, Awards and Bursaries  
2008-2009 (Summer 2008 to Spring 2009)

### **Endowed/Annual Scholarships for In-Course Undergraduate Students**

Scholarships funded through endowments and annual gifts from donors are available to continuing, full-time undergraduate students who meet specified criteria and have a minimum cumulative grade point average of 3.50. To be considered students must submit applications to Financial Aid and Awards by the end of the second week of classes of the term the scholarship is offered. Most endowed and Annual Scholarships are adjudicated directly by the Senate Undergraduate Awards Adjudication Committee (SUAAC). Some of these scholarships are selected by nomination of the academic department and confirmed by the SUAAC. Information about all of these scholarships is published in the University Calendar and listed on the web site.

### **Academic & Service Awards for the University Community**

Academic and Service Awards are given to students, faculty or staff for outstanding performance in an academic area or outstanding service to the University or the community at large. These awards include the Terry Fox Gold Medal, the BC Sugar Achievement Award, the C.D. Nelson Award, Contemporary Arts Awards, History Book prizes and many others. Academic and Service Awards reported in the table below are funded through donor based endowments, annual gifts or by University operating dollars.

Information of interest for 2008-2009:

- Nine new scholarships, three annual and six endowed in-course scholarships established this year.
- Thirteen new awards, nine annual donation, four endowments and one University funded were established in the in-course endowed/annual awards category.
- Approximately 97% increase in the amount of in-course endowed/annual awards disbursed over previous year. Increase of over \$100,000 in-course scholarship awards. Examples include - \$44,500 SFU-India Student Mobility Awards, \$8,800 Mitsubishi Canada Exchange Award, \$6,000 London Drugs 60<sup>th</sup> Anniversary Award, \$5,000 Minerva Aboriginal Women Awards, \$4,000 Takao Tanabe Award in Visual Arts, \$2,000 G&F Financial Group Awards, \$2,000 VTech Graduation Prize Award.
- One in-course University funded award was established this year (Financial Aid for Students in the Certificate for Senior Citizens Program).
- Irving K. Barber British Columbia Scholarship Society provided \$5,500 for the One World Scholarships to support students in Mobility programs.
- Undergraduate In-course scholarships and awards are available to International students, unless otherwise specified in the terms of reference. In 2008/09, International students were awarded \$39,702 in endowed/annual scholarships, \$8,450 in endowed/annual awards and \$10,650 in University funded awards.

**In-Course Scholarships, Academic and Service Awards**

YEAR	IN-COURSE ENDOWED/ANNUAL SCHOLARSHIPS		IN-COURSE ENDOWED/ANNUAL AWARDS		IN-COURSE SFU FUNDED AWARDS	
	# OF AWARDS	TOTAL \$	# OF AWARDS	TOTAL \$	# OF AWARDS	TOTAL \$
	08/09	373	\$328,544	252	\$205,470	302
07/08	359	\$318,135	202	\$104,210	264	\$187,400 <sup>2</sup>
06/07	298	\$253,125	173	\$78,393	156	\$86,900
05/06	297	\$258,050	141	\$84,155	152	\$90,362
04/05	286	\$243,659	207	\$73,841	135	\$68,906
03/04	263	\$213,560	187	\$77,908	121	\$67,310
02/03	289	\$228,091	212	\$62,717	109	\$58,178
01/02	248	\$195,950	160	\$57,981	109	\$57,779
00/01	227	\$171,825	144	\$51,934	101	\$50,287

**International Students – Access to In-Course Scholarships and Awards**

YEAR	INTERNATIONAL STUDENTS					
	ENDOWED/ANNUAL SCHOLARSHIPS		ENDOWED/ANNUAL AWARDS		SFU FUNDED AWARDS	
	TOTAL \$	% OF TOTAL \$	TOTAL \$	% OF TOTAL \$	# OF AWARDS	% OF TOTAL \$
08/09	\$39,702	12.08%	\$8,450	4.11%	\$10,650	5.44%
07/08	\$41,400	13.01 %	\$7,820	7.50 %	\$14,300	7.63 %
06/07	\$40,250	15.90 %	\$4,630	6.29 %	\$11,500	13.23 %

<sup>1</sup> Increase attributed to \$100,000 commitment to International Co-op Education and International Mobility Awards

<sup>2</sup> Increase attributed to continued \$100,000 commitment to International Co-op Education and International Mobility Awards

## BURSARY PROGRAM

### Report to the Senate Policy Committee on Scholarships, Awards and Bursaries 2008-2009 (Summer 2008 to Spring 2009)

Bursaries are awarded on the basis of financial need and satisfactory academic performance to full-time undergraduate (9 units or more per term in normally graded courses) and graduate students (in approved full-time programs). Bursaries are funded through endowments and annual gifts from donors as well as through university operating funds. The SFU Open Bursaries and the SFU Daycare Bursaries are funded by University operating funds and are disbursed from one umbrella allocation. SFU Open Bursaries for international undergraduate students includes funding for two groups of students, those entering the university prior to September 2003 and those entering on or after September 2003 (fee schedule A). Bursaries for International students entering on or after September 2003 (fee schedule A) are funded through their own tuition revenue. The Annual and Endowed Bursaries are funded through annual or long-term gifts from donors. Bursaries are adjudicated by Financial Aid and Awards on behalf of the Senate Undergraduate Awards Adjudication Committee. Information about the bursary program is published in the University Calendar and on the Financial Aid and Awards website.

Information of interest for 2008-2009:

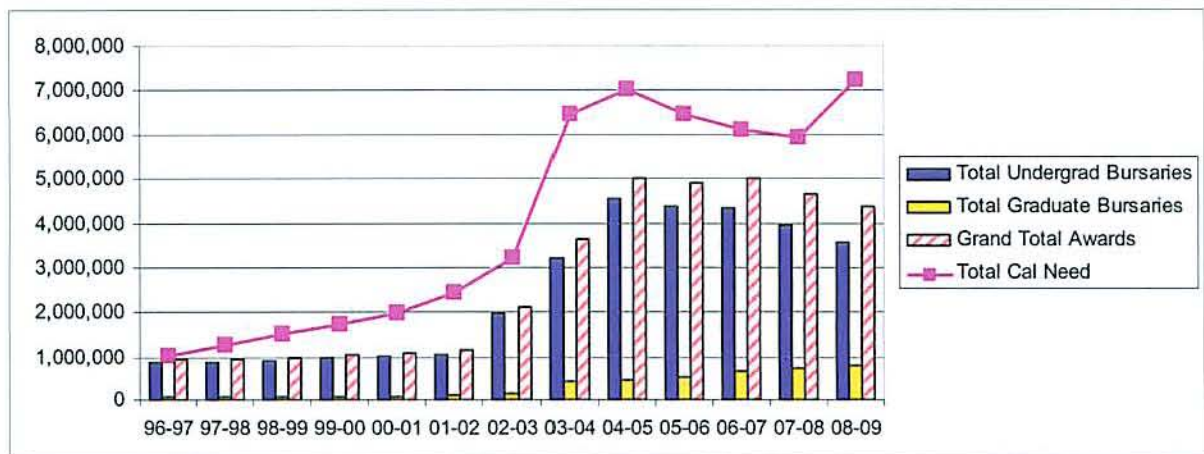
- The number of applications received by Financial Aid and Awards for bursary funding increased by 310 or approximately 5% from the previous year. This may be attributed to the significant global economic downturn that started in Fall 2008 and continued into Spring 2009.
- The total calculated financial need increased by \$1,291,066 or approximately 22% from the previous year. Again, this may be related to the economic downturn that transpired during this time and may have had an impact on student need.
- Individual student bursaries for domestic and grandfathered international students were awards at an annual average of 73.3 % of assessed need, which was approximately 21% lower than the previous year. In order to meet the need of more students, the percentage of assessed need needed to be lowered.
- The budget for international fee schedule A students was \$725,000. Fee schedule A international students were awarded at an annual average of 40%, which was 9% lower than the previous year.
- Included in the SFU Open Undergraduate (domestic) data reported below is funding for two World University Services of Canada (WUSC) refugee students for three terms. Simon Fraser University has an agreement with the Simon Fraser Student Society to assist in the support of two students a year identified and immigrated to Canada by WUSC. The University pays for tuition up to 12 credit hours each term, the athletic and recreation fee, the student services fee, residence fees (dorms only), and a \$500 start-up bursary.
- University designated bursaries to encourage internationalization for undergraduate students showed a 22% increase in bursary funding awarded, over the previous year.
- University designated bursaries to support aboriginal students (both graduate and undergraduate) in high financial need showed a 447% increase in bursary funding awarded, over the previous year. This was in part due to an awareness and communication campaign for students through a Financial Aid and Awards partnership with the First Nations Office. Aboriginal students also received bursaries from donors and these numbers were included under the undergraduate student Annual/Endowed bursaries portion of the table below. It is a priority to use donor funded bursaries before accessing funds through University funded bursaries.
- There was approximately a 16% decrease in bursary funding awarded, for domestic graduate students from the SFU Open Graduate Bursary compared to the previous year. There was an approximately 36% increase in bursary funding awarded, for international graduate students from the SFU Open Graduate Bursary, over the previous year.

- The SFU Open Graduate Bursary figures reported in the table below include the TSSU Member Child Care Bursary. This was the seventh year of this bursary program that is included in the TSSU employment contract with the University. This year, 23 bursaries were disbursed, which is slightly more than 2007-2008, totaling \$35,425. This amount is approximately 14% increase over the previous year. Eleven bursaries were awarded to domestic students (\$24,570) and twelve were awarded to international students (\$10,855).
- Program funded bursaries totaling \$36,605 were disbursed to students in these programs. Five bursaries totaling \$5,422 were given to international students and 35 bursaries totaling \$31,183 to domestic students. In 2008-09, students in these programs have also received bursaries funded by donors. The bursaries are reported under Annual and Endowed Bursaries in the table below.

As of Fall 2007, domestic students must be approved for government student assistance to qualify for bursaries. While applications may have been up, domestic students who did not qualify for student loans would not be eligible for bursary funding. In exceptional circumstances, students may appeal for exemption. International student eligibility was not impacted by these changes. Decreases in bursary funding awarded may also be attributed to increased support through the establishment of donor or University funded awards, where demonstrating financial need is not a requirement to be eligible for funding (i.e. International Mobility Awards, International Co-op Education Awards, and One World Scholarships).

### Bursary Totals Summary

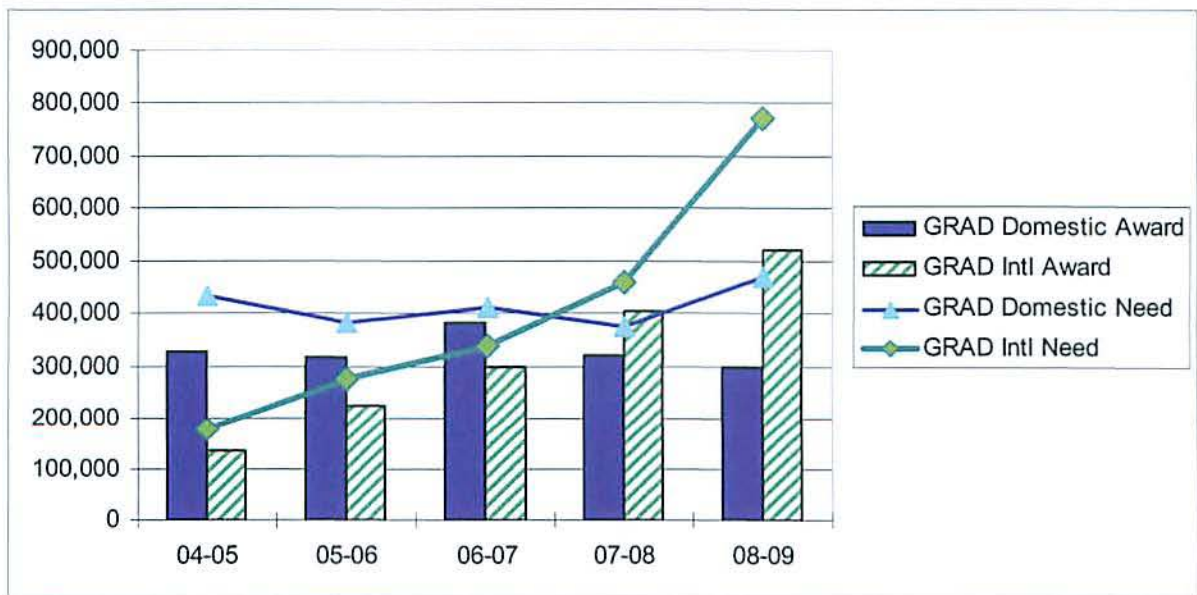
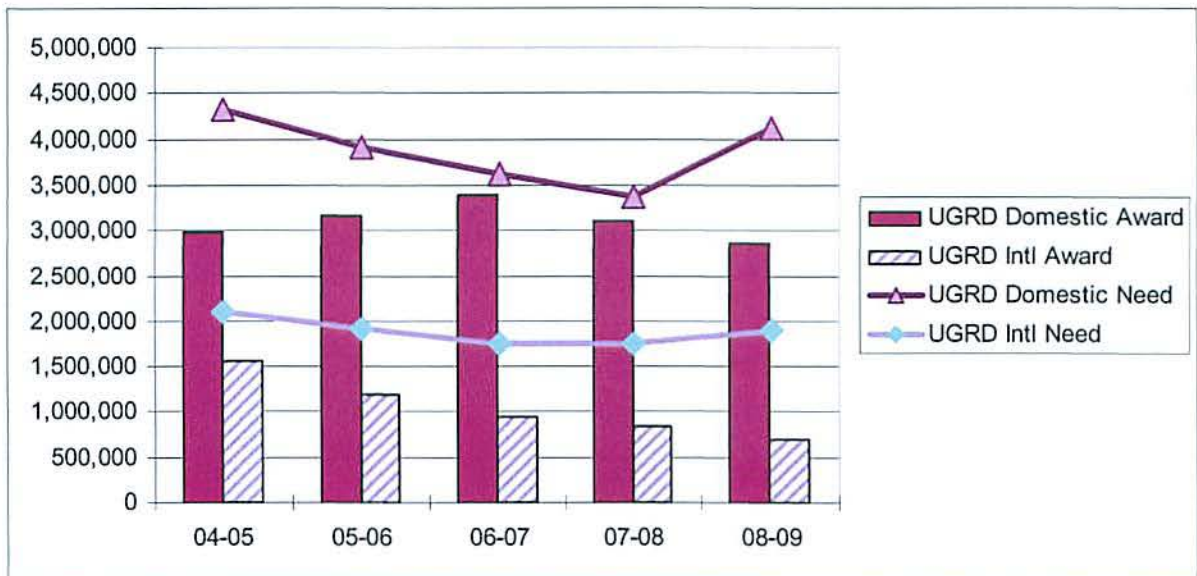
YEAR	TOTAL NUMBER APPLICATIONS	TOTAL CALCULATED NEED	TOTAL UNDERGRADUATE BURSARIES AWD \$	TOTAL GRADUATE BURSARIES AWD \$	GRAND TOTAL BURSARIES AWD \$
08/09	6,197	7,248,266	3,548,349	818,835	4,367,184
07/08	5,884	5,957,200	3,936,464	723,857	4,660,321
06/07	6,271	6,138,565	4,333,674	684,076	5,017,750
05/06	6,112	6,490,951	4,362,185	543,827	4,906,012
04/05	5,763	7,033,080	4,544,201	462,963	5,007,164
03/04	4,697	6,468,740	3,222,505	415,713	3,638,218
02/03	4,012	3,237,696	1,964,929	141,942	2,106,871
01/02	3,429	2,476,765	1,070,295	91,530	1,161,825
00/01	2,870	2,013,725	1,008,105	79,146	1,087,251





Summary by Career

YEAR	UNDERGRADUATE				GRADUATE			
	DOMESTIC		INTERNATIONAL		DOMESTIC		INTERNATIONAL	
	NEED	\$ AWARD	NEED	\$ AWARD	NEED	\$ AWARD	NEED	\$ AWARD
08/09	4,112,580	2,851,219	1,893,517	697,130	470,228	298,319	771,941	520,516
07/08	3,382,619	3,099,499	1,739,801	835,465	376,498	320,078	458,282	403,779
06/07	3,630,239	3,385,094	1,758,324	948,580	412,482	384,351	337,520	299,725
05/06	3,912,767	3,168,925	1,919,494	1,193,260	380,946	316,122	277,744	227,705
04/05	4,316,898	2,987,491	2,106,006	1,556,710	433,418	329,688	176,758	133,275



**Undergraduate Bursaries - General**

YEAR	SFU OPEN (DOMESTIC)		SFU OPEN (INTERNATIONAL)		SFU DAYCARE		ANNUAL AND ENDOWED	
	# OF AWARDS	TOTAL \$	# OF AWARDS	TOTAL \$	# OF AWARDS	TOTAL \$	# OF AWARDS	TOTAL \$
08/09	1,930	1,969,258	622	622,638	0	0	767	718,054
07/08	1,629	2,354,681	512	708,285	0	0	770	700,368
06/07	1,980	2,782,947	693	865,120	2	251	596	443,450
05/06	1,814	2,517,054	774	1,141,190	1	165	545	471,465
04/05	1,885	2,439,222	765	1,428,385	13	5,931	497	404,453
03/04	2,320	1,502,092	735	1,014,020	18	5,451	600	522,662
02/03	1,461	1,047,642	330	400,950	10	2,628	595	513,709
01/02	1,166	457,100	186	111,243	10	2,670	656	499,282
00/01	1,023	470,892	136	93,100	5	2,116	517	441,997

**University Funded Designated Bursaries**

YEAR	FIELD SCHOOL			EXCHANGE			INTERNATIONAL CO-OP			ABORIGINAL (UGRD/GRAD)		
	APPL	AWD	TOTAL \$	APPL	AWD	TOTAL \$	APPL	AWD	TOTAL \$	APPL	AWD	TOTAL \$
08/09	74	55	126,293	61	38	63,047	26	6	10,280	41	24	44,084
07/08	78	45	103,995	77	23	47,850	30	10	13,230	53	6	8,055
06/07	205	57	108,845	147	57	92,525	56	19	19,645	56	14	20,891
05/06	92	52	83,405	96	47	85,575	33	21	27,205	49	25	36,126
04/05	59	47	94,980	90	67	99,210	53	23	26,840	57	25	45,180
03/04	10	9	18,120	70	62	124,955	9	6	10,015	74	22	28,095

**Graduate Bursaries – General**

YEAR	SFU OPEN (DOMESTIC)		SFU OPEN (INTERNATIONAL)		SFU DAYCARE		ANNUAL AND ENDOWED	
	# OF AWARDS	TOTAL \$	# AWARDS	TOTAL \$	# AWARDS	TOTAL \$	# AWARDS	TOTAL \$
08/09	170	212,327	376	494,762	3	861	60	63,078
07/08	181	252,445	229	364,324	4	1,015	53	56,709
06/07	252	374,705	187	300,555	5	716	9	8,100
05/06	233	296,045	150	223,965	6	2,732	16	21,085
04/05	255	309,240	115	130,670	13	5,923	15	17,130
03/04	184	197,880	63	60,854	13	7,019	30	26,055
02/03	42	25,310	28	23,160	4	1,137	17	16,345
01/02	87	47,765	31	14,775	3	570	35	28,420
00/01	90	54,870	27	13,405	1	406	10	10,465

**Program Funded Bursaries for Credit Based Graduate Programs**

As of the 2004-05 academic year, credit based graduate programs were required to contribute funds toward bursaries for their students from their tuition revenue. These programs are reported below.

YEAR	EXECUTIVE MBA			GLOBAL ASSET WEALTH MANAGEMENT			MANAGEMENT OF TECHNOLOGY			GRADUATE DIPLOMA IN BUSINESS ADMINISTRATION		
	APPL	AWD	TOTAL \$	APPL	AWD	TOTAL \$	APPL	AWD	TOTAL \$	APPL	AWD	TOTAL \$
08/09	3	0	0	14	0	0	1	0	0	3	0	0
07/08	0	0	0	0	0	0	3	2	1,125	10	2	1,600
06/07	1	0	0	10	2	6,230	12	1	450	5	2	4,715
05/06	9	1	0	8	4	0	7	0	0	9	4	2,420
04/05	12	7	9,250	13	0	0	17	0	0	18	7	6,950
03/04	15	9	16,400	3	2	2,605	30	15	22,305	18	5	7,655
02/03	13	3	7,635	2	1	2,205	12	5	10,360	17	9	16,685

YEAR	MBA (DAY)			MED/EDD (OFF-CAMPUS)			MASTER OF PUBLIC POLICY		
	APPL	AWD	TOTAL \$	APPL	AWD	TOTAL \$	APPL	AWD	TOTAL \$
08/09	20	4	3,280	13	8	6,207	37	20	17,819
07/08	17	7	12,925	12	2	1,390	38	13	16,150
06/07	4	0	0	18	3	1,815	45	18	19,930
05/06	16	1	680	16	4	1,930	41	17	20,360
04/05	47	19	17,315	1	0	0	35	21	15,280
03/04	74	38	46,570	6	3	3,805	27	21	24,265
02/03	28	21	34,470	5	3	4,635	N/A	N/A	N/A

YEAR	GRADUATE URBAN STUDIES			MASTER IN PUBLISHING			MASTER OF FINANCIAL RISK MANAGEMENT			GRADUATE HEALTH SCIENCE		
	APPL	AWD	TOTAL S	APPL	AWD	TOTALS	APPL	AWD	TOTALS	APPL	AWD	TOTAL S
08/09	8	2	934	20	3	4,475	16	3	3,890	81	0	0
07/08	15	1	677	30	3	9,637	7	4	5,860	62	0	0
06/07	10	3	1,700	34	9	20,985	20	12	20,265	25	4	4,225
05/06	8	5	2,163	35	13	10,002	N/A	N/A	N/A	N/A	N/A	N/A

## ATHLETIC AND RECREATION AWARDS

Report to the Senate Policy Committee on Scholarships, Awards and Bursaries  
2008-2009 (Summer 2008 to Spring 2009)

### Athletic Awards

Athletic awards are available to students who are members of varsity teams at Simon Fraser University and are awarded primarily on the basis of Athletic merit, though some awards have an academic achievement component. There are three categories of Athletic Awards: (1) those funded through endowed and annual donations, (2) those funded by University operating funds, and (3) those funded by money raised by the individual teams to support their own athletes (Athletic Tuition Awards).

Information of Interest for 2008-2009:

- SFU Athletic Entrance Awards funding increased to \$30,000 to provide 30 awards at \$1,000. The 2007-2008 Athletic Awards funding was \$4,000.

YEAR	ENDOWED/ANNUAL ATHLETICS		SFU FUNDED ATHLETICS		ATHLETIC TUITION AWARDS	
	# OF AWARDS	TOTAL \$	# OF AWARDS	TOTAL \$	# OF AWARDS	TOTAL \$
08/09	364	\$327,305	69	\$54,300	0	\$0
07/08	345	\$324,209	56	\$41,000	2	\$3,573
06/07	383	\$270,665	56	\$41,700	0	\$0 <sup>1</sup>
05/06	458	\$322,541	68	\$54,120	47	\$31,637
04/05	374	\$312,883	49	\$36,100	42	\$51,240
03/04	349	\$276,098	58	\$40,900	47	\$54,137
02/03	352	\$265,243	55	\$38,600	62	\$54,450
01/02	385	\$291,679	54	\$38,500	25	\$14,822
00/01	297	\$222,859	55	\$39,000	112	\$88,100

### Recreation Awards

Simon Fraser University supports a number of awards for students who actively support the University's Recreation Program. The Recreational Leadership Awards are given in recognition of individual participation, leadership and volunteerism in various aspects of Recreation Services. The Recreation Promotion Award, was created in 2004 to further support and promotes the University's recreation programs.

YEAR	RECREATIONAL LEADERSHIP AWARD		RECREATIONAL PROMO AWARD	
	# OF AWARDS	TOTAL \$	# OF AWARDS	TOTAL \$
08/09	32	\$19,200	104	\$145,305
07/08	32	\$19,200	124	\$115,135
06/07	31	\$18,600	65	\$63,500
05/06	31	\$18,600	57	\$58,000

<sup>1</sup> B.C. Athletic Assistance Program funding of \$40,000 given in 2006/07 displaced the use of the Athletic Tuition Awards in that year.

04/05	33	\$19,800	45	\$61,238
03/04	33	\$19,800	21	\$25,625
02/03	32	\$19,200	n/a	n/a
01/02	30	\$18,000	n/a	n/a
00/01	29	\$17,400	n/a	n/a

### B.C. Athletic Assistance Program

The B.C. Athletic Assistance Program (BCAAP) is funded by the provincial government to support top athletes in pursuing their education while maintaining their sport training.

Information of interest for 2008-2009:

- In 2007/08 SFU received an allocation for the BCAAP awards of \$40,000. This was repeated in the 2008-2009 fiscal year.

### BC ATHLETIC ASSISTANCE PROGRAM

YEAR	# OF AWARD	TOTAL \$ AWARDED
08/09	93	\$100,835
07/08	89	\$101,155
06/07	112	\$103,871
05/06	58	\$61,237
04/05	58	\$60,403
03/04	65	\$65,679
02/03	65	\$53,710
01/02	63	\$61,250
00/01	90	\$66,916

## WORK-STUDY PROGRAM

### Report to the Senate Policy Committee on Scholarships, Awards and Bursaries 2008-2009 (Summer 2008 to Spring 2009)

Like the SFU bursary program, the Work-Study program is intended to be supplemental funding for Simon Fraser students with demonstrated financial need. The program is not restricted to BC residents or to those receiving funding from StudentAid BC only. Most participants are identified through the bursary application process though some are also identified from StudentAid BC data.

Information of interest for 2008-2009:

- Of the \$412,533 in salary (includes benefits) paid to SFU undergraduate students this year, \$73,351 was awarded to international undergraduate students in fee schedule A (entered SFU in Fall 2003 or later) whose work study funding was paid by the international bursary fund budget. These international undergraduate students are included in the chart below.
- The currently hourly wage is \$10.25 (plus approximately 12% in lieu of benefits and vacation – totals approximately \$11.50 per hour)
- Until August 2002 the Work-Study program was part of the BC Student Assistance Program limiting the program to those BC residents who were receiving maximum government student assistance. In Fall 2003 the government program was discontinued and Simon Fraser University funded the Work-Study program.

#### WORK-STUDY- Undergraduate

	NUMBER OF AWARDS	TOTAL \$ AWARDED	TOTAL \$ DISBURSED
08/09	333	519,455	412,533
07/08	409	589,200	447,087
06/07	525	714,000	526,331
05/06	507	687,800	536,678
04/05	541	734,400	607,721
03/04	573	760,200	633,425
02/03 <sup>1</sup>	427	510,800	431,640
01/02	363	417,900	329,208
00/01	346	385,120	310,655

---

<sup>1</sup> These numbers include expenditures for the Students Aiding Students program until August 2005.



**WORK-STUDY – Graduate**

	NUMBER OF AWARDS	TOTAL \$ AWARDED	TOTAL \$ DISBURSED
08/09	35	54,050	46,053
07/08	39	55,755	48,696
06/07	32	42,300	33,327
05/06	24	30,100	24,345
04/05	38	41,200	34,227
03/04	40	51,000	45,528
02/03 <sup>2</sup>	11	13,900	11,717
01/02	5	7,000	5,362
00/01	7	8,300	7,503

---

<sup>2</sup> The summer term of 2002/03 completed the B.C. Government funded Work-Study program. For the Fall and Spring terms of 2002/03 the Simon Fraser University funded Work-Study program was implemented.

## EMERGENCY LOAN PROGRAM

### Report to the Senate Policy Committee on Scholarships, Awards and Bursaries 2008-2009 (Summer 2008 to Spring 2009)

Short term (60 day), interest-free loans are available to students who require interim emergency funding while awaiting funds from other sources. To receive an emergency loan a student must demonstrate a guaranteed source of repayment, for example an assessed government student loan awaiting documents or confirmation of part-time employment. Emergency loan values are usually no more than \$500 but individual award values depend on the specific circumstances of the student. Some students may receive more than one Emergency Loan during a term. Students must meet with a Financial Aid Advisor as part of the assessment process. Since the transition to SIMS (2003-2004) bad debt lists from Student Financials have not been available and so are not recorded below.

#### EMERGENCY LOANS (Undergraduate/Graduate)

YEAR	NUMBER OF LOANS	TOTAL \$ AWARDED	# LOANS TO COLLECTION	TOTAL \$ TO COLLECTION
08/09	85	65,080	NA	NA
07/08	90	57,098	N/A	N/A
06/07	78	55,125	N/A	N/A
05/06	152	101,100	N/A	N/A
04/05	197	123,707	N/A	N/A
03/04	239	137,712	4	1,798
02/03	244	142,092	N/A	N/A
01/02	256	152,354	7	4,590
00/01	359	217,139	7	4,650

**BC GOVERNMENT STUDENT ASSISTANCE PROGRAM  
(STUDENT AID BC)**

Report to the Senate Policy Committee on Scholarships, Awards and Bursaries  
2008-2009 (Summer 2008 to Spring 2009)

Domestic Canadian students, graduate and undergraduate, may apply through their home province to receive funding assistance from the federal, provincial and territorial governments. The goal of these programs is to promote accessibility of post-secondary education among academically qualified students who do not have the personal or family resources to meet the costs of education.

Information of Interest for 2008-2009:

- At Simon Fraser University approximately 25% of all undergraduate students received their primary funding through StudentAid BC government student assistance.
- According to the government's statistics Simon Fraser remained the 2nd largest user of the assistance programs for the 7th year in a row.
- There was an approximately 10% decrease (undergrad) and 15% decrease (graduate) in the values associated with the Canada Student Loan (CSL) portion of student loan funding. It is possible that these decreases were related to changes in process implemented in Financial Aid and Awards in Fall 2008 onwards, whereby students applied one term at a time for funding rather than funding over a two term period. Implementation of this process was put in place to help students manage their finances better, knowing they'd received funding (federal and provincial) they were eligible for in one term and prevent complications associated with potential over-awarding of funding if students did not meet the requirements to receive further funding based on a two term application. Based on the previous practice of a two term application, our statistics would recognize higher values in the form of CSL and as such, this may be the reason why years previous values were higher when compared to this year. Students were not getting less funding per se but funding they were eligible to receive each term rather than an over award they may not have been entitled to. Given the current limitations of our statistical reporting, we can only confirm if this is the reason, if the values associated with CSL funding are similar in 2009-10. The increase in the number of awards is also associated with the fact that students apply one term at a time.

Undergraduate

YEAR	# OF STUDENT PER YEAR	CANADA STUDENT LOAN		BRITISH COLUMBIA LOAN		BC/FEDERAL GRANT		TOTALS	
		# AWARDS	TOTAL \$	# AWARDS	TOTAL \$	# AWARDS	TOTAL \$	# AWARDS	TOTAL \$
08/09	27,479	8,662	23,347,870	8,773	15,218,398	1,027	1,125,755	18,462	39,690,023
07/08	26,332	6,832	25,848,941	6,503	15,066,759	723	1,069,484	14,058	41,985,184
06/07	25,009	6,840	25,791,102	6,493	15,072,909	723	994,039	14,056	41,858,050
05/06	24,368	7,273	27,019,880	7,068	16,338,244	794	1,107,848	15,135	44,465,972
04/05	23,480	7,635	25,348,913	6,816	15,569,562	1,135	1,713,581	15,586	42,632,056
03/04	22,098	8,119	24,912,956	5,588	11,080,185	3,300	6,438,162	17,007	42,431,303
02/03	21,967	7,629	23,413,881	5,709	10,622,832	3,323	6,357,657	16,661	40,394,370
01/02	20,957	7,206	20,745,360	5,581	8,982,386	3,432	6,277,543	16,219	36,005,289
00/01	20,328	6,700	19,422,436	5,139	8,435,234	3,238	5,913,349	15,077	33,771,019

Graduate

YEAR	# OF STDNTS PER YEAR	CANADA STUDENT LOAN		BRITISH COLUMBIA LOAN		BC/FEDERAL GRANT		TOTALS	
		# AWARDS	TOTAL \$	# AWARDS	TOTAL \$	# AWARDS	TOTAL \$	# AWARDS	TOTAL \$
08/09	5,461	429	1,190,394	446	854,889	89	88,668	964	2,133,951
07/08	5,241	359	1,413,190	340	827,824	76	98,555	775	2,339,569
06/07	5,044	318	1,273,369	305	788,254	74	72,469	697	2,134,092
05/06	4,637	313	1,237,180	319	815,194	84	77,237	716	2,129,611
04/05	4,363	319	1,093,410	327	855,978	80	77,394	726	2,026,782
03/04	4,516	392	1,311,373	370	906,428	77	77,935	839	2,295,736
02/03	4,432	325	1,047,601	316	767,646	72	62,399	713	1,877,646
01/02	3,910	268	877,137	266	639,037	53	47,788	587	1,563,902
00/01	3,233	250	731,401	256	567,458	35	32,810	541	1,331,669

## GOVERNMENT PART-TIME ASSISTANCE AND CANADA STUDY GRANTS

Report to the Senate Policy Committee on Scholarships, Awards and Bursaries  
2008-2009 (Summer 2008 to Spring 2009)

To be eligible for the federal government Part-time Canada Student Loans (PT-CSL), Canada Study Grant for High-Need Part-Time Students (CSG-HNPT), and Canada Access Grant for Students with Permanent Disabilities (CAG-PD) students must be registered between 3 and 8 credit hours and have a demonstrated financial need. These programs assist with educational cost only and do not include support for living expenses.

In order to be eligible for grant funding, students must not only demonstrate financial need but also meet specific criteria for not studying full-time. The list of acceptable conditions for maintaining part-time studies includes: permanent disability, medical issues, being a single parent, being parent from a low income family, caring for an elderly dependent, taking prerequisites to enter a full-time program and requiring less than nine credit hours to fulfill graduation requirements. The CSG-HNPT program has a maximum award value of \$1,200 per program year and is well used by Simon Fraser students. This is the last year of this program as it will no longer be in effect from 2009-10 onwards as different funding opportunities will be made available to students.

The federal government offers a grant program to support female doctoral students in specific programs. The goal of the program is to encourage female students with financial need to continue studies to the doctoral level in fields that have an under representation of females based on national statistics. From 2001/02 onwards, these grants were assessed as part of the B.C. Student Assistance Program application and a separate application is not required. For those students who meet the criteria for a CSG-FD, the grants are automatically calculated and the award replaces federal loan funding. In other words, students do not receive additional funding but have a portion of their debt (loan) converted to grant. This is the last year of CSG-FD program as it will no longer be in effect from 2009-10 onwards.

Information of interest for 2008-2009:

- Fourteen students were awarded part-time loans totaling \$23,036 and thirteen students accepted the funding totaling \$21,376, which was a 30% decrease over previous year. Part-time loans require that you begin to make payments on the loans while you are still in school. More offer of grant funding did have an impact on the amount of loans students would need to access.
- Ninety nine students received grant awards totaling \$110,667, which was a 147% increase in award funding disbursed from the previous year. This can be attributed to improvements in Financial Aid & Awards staffing which had a direct impact on student awareness and application processing.

### Part-Time Canada Student Loan

YEAR	NUMBER OF AWARDS	TOTAL \$ AWARDED	NUMBER LOANS TO RELEASED	TOTAL \$ LOANS RELEASED
08/09	14	23,036	13	21,376
07/08	28	35,154	25	30,728
06/07	15	19,201	14	18,034
05/06	25	37,012	20	31,191
04/05	28	43,946	24	38,389
03/04	22	24,240	19	21,244
02/03	18	18,239	16	16,286
01/02	7	6,526	5	3,669

**Canada Student Grant for High Need Part-time Students**

YEAR	NUMBER OF AWARDS	TOTAL \$ AWARDED
08/09	99	110,667
07/08	37	41,690
06/07	42	43,790
05/06	57	63,256
04/05	41	44,446
03/04	42	43,513
02/03	47	45,450
01/02	54	50,739
00/01	54	51,014

**Canada Study Grant for Female Doctoral Students (CSG-FD)**

YEAR	NUMBER OF AWARDS	TOTAL \$ AWARDED
08/09	14	28,626
07/08	14	38,790
06/07	8	19,595
05/06	3	9,000
04/05	1	3,000
03/04	7	18,327
02/03	3	8,749
01/02	5	14,569
00/01	7	17,781

**Canada Access Grant for Students with Permanent Disabilities**

The Canada Access Grant for Students with Permanent Disabilities was introduced in Fall 2005. The purpose of the grant is to support students with permanent disabilities whose course load is between 3 and 8 credits.

YEAR	# AWARDS	TOTAL \$ AWARDS	# GRANTS RELEASED	TOTAL \$ GRANTS RELEASED
08/09	25	19,974	25	19,974
07/08	18	14,549	17	13,541
06/07	17	17,139	17	17,139
05/06	13	13,652	10	11,845

## OUT OF PROVINCE AWARDS

Report to the Senate Policy Committee on Scholarships, Awards and Bursaries  
2008-2009 (Summer 2008 to Spring 2009)

### Out of Province and United States Student Loans

The tables below report students who are receiving funding through other Canadian provinces or territories and from the United States. Not all provinces advise the institutions of assistance granted to students, particularly grant awards.

The funding received by U.S. students includes subsidized and unsubsidized government loans, private loans, and parental loans. Subsidized loans do not have to be repaid until students cease attending school or drop below ½ studies. Students must begin repaying unsubsidized loans while they are still in school. U.S. students receive separate disbursements in each term of their loan period and an increasing number of students are accessing private loans to supplement their government loans. With the economic crisis that transpired, the U.S. government has indicated that it will be changing its loan program in 2009-10 whereby banks will no longer be involved in the student loan program and that funding will be disbursed through the government instead.

#### Information of Interest for 2008-2009:

- There was a 14.7% increase in the number of loans awarded for graduate students from the U.S., over the previous year. There was a 17% increase in the US graduate student population from last year.

### Out of Province and US Students

#### Undergraduate

YEAR	FEDERAL STUDENT LOAN		PROVINCIAL LOAN		PROVINCIAL/ FEDERAL GRANT		US STUDENT LOANS	
	# AWARDS	\$ TOTAL	# AWARDS	\$ TOTAL	# AWARDS	\$ TOTAL	# AWARDS	\$ US TOTAL
08/09	346	1,456,583	323	750,558	129	269,588	81	206,250
07/08	299	1,435,926	339	624,010	148	357,870	51	205,130
06/07	237	1,197,020	303	543,759	126	293,376	26	81,548
05/06	189	872,354	218	409,474	71	160,649	30	120,258
04/05	195	775,505	286	434,569	67	184,080	51	195,983
03/04	169	704,420	169	370,665	91	217,666	21	187,451
02/03	221	917,707	231	456,882	98	265,602	34	128,811
01/02	249	900,177	209	403,709	72	182,303	18	108,983
00/01	251	894,323	212	422,693	84	230,272	20	108,145



Graduate

YEAR	FEDERAL STUDENT LOAN		PROVINCIAL LOAN		PROVINCIAL/FEDERAL GRANT		US STUDENT LOANS	
	# AWARDS	\$ TOTAL	# AWARDS	\$ TOTAL	# AWARDS	\$ TOTAL	# AWARDS	\$ TOTAL
08/09	137	760,111	136	506,369	18	27,103	135	416,554
07/08	123	613,188	98	379,769	14	17,517	119	363,139
06/07	83	465,948	78	297,758	9	17,026	93	309,536
05/06	68	409,047	71	246,984	8	14,837	69	245,855
04/05	76	376,873	103	249,858	3	5,980	73	230,440
03/04	56	252,998	76	203,922	10	26,851	68	227,686
02/03	57	276,274	76	202,438	10	21,129	24	102,904
01/02	49	206,584	60	165,695	1	834	10	94,915
00/01	60	215,651	62	142,727	4	2,194	14	125,933

## EXTERNAL SCHOLARSHIPS AWARDS AND BURSARIES

### Report to the Senate Policy Committee on Scholarships, Awards and Bursaries 2008-2009 (Summer 2008 to Spring 2009)

Each year Simon Fraser University students receive scholarships, awards and bursaries that are administered and adjudicated by organizations and corporations external to the University. Scholarships, awards and bursaries in this category include: Canadian Merit Scholarship Foundation Awards, Canadian Millennium Scholarship Foundation Merit Awards, Terry Fox Humanitarian Awards, Canada Trust Scholarships, Irving K. Barber British Columbia Scholarships, awards administered by the Association of Universities and Colleges of Canada, and many others. The awards have been categorized by the definitions used for our internal programs: scholarships are based primarily on academic performance; bursaries are based primarily on financial need; and awards are based on community service, excellence in a specific endeavor or a combination of criteria.

Financial Aid and Awards also actively promotes the availability of and assists students with the application process for numerous external awards that are not reported in the table below. These awards support students' educational goals during and after studies at Simon Fraser University but are not disbursed through the University. Awards programs in this category include the Rhodes Scholarship, the Queen Elizabeth II BC Centennial Scholarship, (ConocoPhillips Scholarships, CMA/CGA Accounting Scholarships) and many others.

Graduate students receive a variety of external awards that are administered through the Dean of Graduate Studies Office and are included in the Graduate Awards report. The external scholarships, awards and bursaries for graduate students listed below are those that have been received by the University for disbursement to students who are currently registered as graduate students. These awards are adjudicated by community groups and foundations without University nominations and may have been awarded on the basis of undergraduate accomplishments.

Information of interest for 2008-2009:

- SFU students received 325 external scholarships, awards and bursaries totaling \$654,314. This represented a 4% decrease in available opportunities over the previous year and may be attributed to the economic downturn that occurred.
- Canada Millennium Scholarship Merit Awards - 11 National Award winners attending Simon Fraser University, 13 Provincial/Territorial Award winners, and 6 local award winners, at a total amount of \$130,000.
- Canadian Millennium Foundation National In-Course Scholarship recognizes upper level post secondary students who demonstrate academic merit and leadership. Fifteen SFU students received a total of \$61,000 from the National In-Course Scholarship program
- World Petroleum Congress and Canadian Millennium Foundation offered an award to recognize students enrolling in studies related to the petroleum industry who demonstrate academic merit and financial need. Five SFU students received a total of \$15,000 from WPC.
- Premier's One World Scholarship valued at \$20,000 – five students received this prestigious award across British Columbia. An SFU student was one of the recipients.
- One World Scholarship for Study in British Columbia (People's Republic of China) valued at \$10,000 - four awards were available for the opportunity to study in B.C from China. Two recipients were SFU students.
- Ike Barber Transfer Scholarship - three students transferring to SFU received a total of \$15,000

YEAR	EXTERNAL SCHOLARSHIPS		EXTERNAL AWARDS		EXTERNAL BURSARIES	
	TOTAL # SCHOLARSHIPS	TOTAL \$	TOTAL # AWARDS	TOTAL \$	TOTAL # BURSARIES	TOTAL \$
08/09	218	\$540,380	52	\$66,274	47	\$38,750
07/08	324	\$613,707	4	\$3,350	41	\$36,261
06/07	276	\$483,341	16	\$4,500	38	\$32,829
05/06	270	\$471,745	7	\$15,500	51	\$35,550
04/05	261	\$487,823	11	\$17,700	62	\$39,725
03/04	247	\$437,854	0	\$0	31	\$20,900
02/03	236	\$381,781	5	\$6,715	60	\$35,394
01/02	216	\$294,590	14	\$15,840	72	\$44,775
00/01	204	\$226,270	7	\$10,500	56	\$38,061

#### GRADUATE EXTERNAL

YEAR	EXTERNAL SCHOLARSHIPS		EXTERNAL AWARDS		EXTERNAL BURSARIES	
	TOTAL # SCHOLARSHIPS	TOTAL \$	TOTAL # AWARDS	TOTAL \$	TOTAL # BURSARIES	TOTAL \$
08/09	3	\$3,010	5	\$5,900	0	\$0
07/08	14	\$22,952	1	\$2,000	4	\$3,500
06/07	8	\$9,056	2	\$3,000	2	\$1,000
05/06	7	\$12,298	0	0	3	\$3,066
04/05	1	\$625	0	0	1	\$2,000
03/04	9	\$13,650	0	0	1	\$500
02/03	3	\$3,600	0	0	3	\$3,000
01/02	6	\$7,200	0	0	1	\$2,000
00/01	5	\$6,300	0	0	3	\$1,400