



Senate & Academic Services


8888 University Drive,
Burnaby, BC
Canada V5A 1S6

TEL: 778.782.6930
FAX: 778.782.5732

<http://www.sfu.ca/senate/senate-committees/spcsab.html>

MEMORANDUM

ATTENTION Senate DATE December 18, 2023

FROM Connie Liu, Chair  PAGES 1/11
Senate Policy Committee on
Scholarships, Awards and Bursaries

RE: Annual Report 2022-2023

I am pleased to submit the Annual Report of the Senate Policy Committee on Scholarships, Awards and Bursaries (SPCSAB) for the fiscal year 2022/2023.

Overview

SPCSAB is the committee charged by Senate with setting policy for the administration of student awards, scholarships, bursaries and other forms of financial aid at SFU. This is primarily for university-administered funding. Three other Senate committees, namely SUAAC (Senate Undergraduate Awards Adjudication Committee), SGAAC (Senate Graduate Awards Adjudication Committee) and SCUH (Senate Committee on University Honors) adjudicate awards to students, where adjudication is needed. Financial Aid and Awards is a unit within Student Services, which processes and administers undergraduate scholarships and awards (entrance, athletic, in-course), needs-based government student financial assistance (Canadian and US), and needs-based bursary and Work-Study programs (for both undergraduate and graduate students). The Graduate and Postdoctoral Studies Office is responsible for the support and administration of major graduate entrance scholarships and awards and other internal and donor funded awards for graduate students.

SPCSAB is not responsible for administering budgets for scholarships, awards, work-study or bursary programs. We include for information, reports from both undergraduate (Appendix 1) and graduate studies (Appendix 2) indicating how funds were distributed. Policy decisions by SPCSAB in the 2022-23 period are detailed in Table 1.

Attachments

Table 1

Appendix 1 [Undergraduate Studies – Fiscal Years 2022-2023 – SPCSAB 23-12](#)

Appendix 2 [Graduate Studies – Fiscal Years 2022/2023 – SPCSAB 23-13](#)

Table 1: Actions of SPCSAB

April 2022	Uggle Family Scholarship Committee	SPCSAB approved the Terms of Reference and committee structure for the Uggle Family Entrance Scholarship
October 2022	Uggle Family Scholarship Committee Revision	SPCSAB approved revisions to motion for the Uggle Family Scholarship Committee Terms of Reference as follows: <ul style="list-style-type: none"> • From <i>At least two scholarships will be granted to students who self-identify as Indigenous</i> to <i>At least two scholarships will be granted to students who are Indigenous</i> • Omit the Registrar from the list of Uggle Family Scholarship – Committee Members • Add, the Vice-Chair of SPCSAB will serve as Chair whenever the Chair is unavailable • Omit the <i>preferably 15 units</i> from the scholarship criteria for consistency
November 2022	Dean’s and President’s Honour Rolls	SPCSAB approved changes to the Terms of Reference for the Dean’s and President’s Honour Rolls for Part Time students.
January 2023	Undergraduate Scholars Entrance Scholarship (USES)	SPCSAB approved the revised Terms of Reference for the Undergraduate Scholars Entrance Scholarships (USES).
	Discontinuation of Automatic College Transfer Scholarships	SPCSAB approved the discontinuation of two university-funded automatic college transfer scholarships (the Ken Caple Transfer Entrance Scholarship and the International Summit Transfer Entrance Scholarship) administered by Financial Aid and Awards (FAA), based on very low uptake.
	International Scholarship	SPCSAB approved the Terms of Reference for the International Student Entrance Scholarship for undergraduate students.
February 2023	International Excellence Entrance Scholarship	SPCSAB approved and recommended to Senate the revisions to the Terms of Reference for the International Student Entrance Scholarship for undergraduate students, including a name change to the International Excellence Entrance Scholarship
	Indigenous Graduate Entrance Scholarship	SPCSAB approved the revisions to the Terms of Reference for the Indigenous Graduate Entrance Scholarship



Financial Aid and Awards - Student Services

Disbursement Summary of Funding Administered or Supported through Financial Aid and Awards
Comparative Report: Fiscal Year 2021/2022 vs. 2022/2023

Type of Financial Aid Support	FY 2021/2022		FY 2022/2023	
	# of Awards Disbursed	Total Disbursements	# of Awards Disbursed	Total Disbursements
UNIVERSITY FUNDED - FINANCIAL AID AND AWARDS				
Entrance Scholarships and Awards	873	\$ 3,603,182	894	\$ 3,927,482
Undergraduate Open Scholarship	2,075	\$ 2,058,390	2,038	\$ 1,923,115
In-Course Awards	188	\$ 218,590	322	\$ 453,500
Bursary (Open - Undergraduate) ^a	1,113	\$ 1,464,949	1,111	\$ 1,884,994
Bursary (Open - Undergraduate - International)	3,387	\$ 6,633,382	3,468	\$ 5,739,396
Bursary (International Supplement - Undergraduate) ^b	2	\$ 1,530	0	\$ -
Bursary (Open - Graduate - Domestic)	136	\$ 202,267	115	\$ 195,078
Bursary (Open - Graduate - International)	484	\$ 649,122	497	\$ 481,752
Bursary (Designated) ^c	121	\$ 316,316	198	\$ 708,395
Athletics Awards ^e	377	\$ 760,566	373	\$ 764,200
Undergraduate Work-Study Program ^d	233	\$ 445,667	179	\$ 333,291
Graduate Work-Study Program ^d	39	\$ 78,924	60	\$ 133,814
SUBTOTAL INTERNALLY MANAGED FINANCIAL AID AND AWARDS (UNIVERSITY FUNDING)	9,028	\$ 16,432,885	9,255	\$ 16,545,017
PRIVATELY FUNDED - FINANCIAL AID AND AWARDS				
Entrance Scholarships and Awards (Annual/Endowed)	119	\$ 585,750	168	\$ 781,500
In-Course Awards (Annual/Endowed)	316	\$ 646,722	336	\$ 780,347
In-Course Scholarships (Annual/Endowed)	483	\$ 728,549	498	\$ 891,539
Bursary (Credit Based Graduate Programs)	61	\$ 117,783	77	\$ 131,470
Bursary (Annual/Endowed - Undergraduate) ^d	5,670	\$ 1,916,264	5,791	\$ 2,237,653
Bursary (Annual/Endowed - Graduate)	209	\$ 339,138	151	\$ 293,131
Athletics Awards (Annual/Endowed) ^f	402	\$ 839,328	445	\$ 1,007,532
SUBTOTAL INTERNALLY MANAGED FINANCIAL AID AND AWARDS (DONOR FUNDING)	7,260	\$ 5,173,534	7,466	\$ 6,123,172
TOTAL INTERNALLY MANAGED FINANCIAL AID AND AWARDS	16,288	\$ 21,606,419	16,721	\$ 22,668,189
EXTERNALLY MANAGED OR SUPPORTED FINANCIAL AID AND AWARDS				
StudentAid BC - Federal and Provincial Loans (Full-time and Part-time) ^h	34,401	\$ 31,184,218	34,336	\$ 29,469,225
StudentAid BC - Federal and Provincial Grants (Full-time and Part-time) ^h	incl. above	\$ 29,079,781	incl. above	\$ 29,071,579
Subtotal	34,401	\$ 60,263,999	34,336	\$ 58,540,804
Out of Province Loans and Grants	1,518	\$ 4,873,069	1,523	\$ 5,188,849
U.S. Loan Awards	222	\$ 1,140,240	196	\$ 836,966
Subtotal	1,740	\$ 6,013,309	1,719	\$ 6,025,815
Non-SFU Administered External Scholarships, Awards, and Bursaries ⁱ	478	\$ 997,020	619	\$ 1,523,318
Subtotal	478	\$ 997,020	619	\$ 1,523,318
Athletics Awards (B.C. Athletic Assistance Program)	26	\$ 46,494	24	\$ 44,832
Subtotal	26	\$ 46,494	24	\$ 44,832
TOTAL EXTERNALLY MANAGED OR SUPPORTED FINANCIAL AID AND AWARDS	36,645	\$ 67,320,822	36,698	\$ 66,134,769

Notes:

- (a) Bursary - Open - includes funding for World University Services of Canada (WUSC) student and other university funded bursaries
- (b) Bursary - International Student Supplement (introduced in 2015/16) - Recognizing that international tuition fees had increased significantly over a 3 year period, to help with these increased costs, undergraduate students admitted in the 2014/15 academic year or earlier were provided a special bursary, the International Student Bursary Supplement. No further funding is available once it is all disbursed.
- (c) Bursary - Designated - includes Field School, Exchange, International Co-op, Indigenous (Ugrad/Grad), former Youth in Care, SFU Intl Emergency Assistance
- (d) Now includes # of awards disbursed for SFSS BuildSFU Bursary which was created in Spring 2014
- (e) The University funding for athletic awards includes athletic entrance awards, recreation awards, international student-athlete awards, and female student athlete awards.
- (f) Externally fund-raised Athletic Awards were combined with the Annual/Endowed Athletic Awards category from 2015/16 onwards.
- (g) Work-Study hourly wage is currently \$16.75 per hour.

**Disbursement Summary of Funding Administered or Supported through Financial Aid and Awards
 Comparative Report: Fiscal Year 2021/2022 vs. 2022/2023**

Type of Financial Aid Support	FY 2021/2022		FY 2022/2023	
	# of Awards Disbursec	Total Disbursements	# of Awards Disbursec	Total Disbursements
INTERNALLY MANAGED FINANCIAL AID AND AWARDS				
Entrance Scholarships and Awards (University funded)	873	\$ 3,603,182	894	\$ 3,927,482
Entrance Scholarships and Awards (Annual/Endowed)	119	\$ 585,750	168	\$ 781,500
Subtotal	992	\$ 4,188,932	1,062	\$ 4,708,982
Undergraduate Open Scholarship (University funded)	2,075	\$ 2,058,390	2,038	\$ 1,923,115
In-Course Awards (University funded)	188	\$ 218,590	322	\$ 453,500
In-Course Awards (Annual/Endowed)	316	\$ 646,722	336	\$ 780,347
In-Course Scholarships (Annual/Endowed)	483	\$ 728,549	498	\$ 891,539
Subtotal	3,062	\$ 3,652,251	3,194	\$ 4,048,501
Bursary (Open - Undergraduate - Domestic - University funded) ^a	1,113	\$ 1,464,949	1,111	\$ 1,884,994
Bursary (Open - Undergraduate - International - University funded)	3,387	\$ 6,633,382	3,468	\$ 5,739,396
Bursary (International Supplement - Undergraduate - University funded) ^b	2	\$ 1,530	0	\$ -
Bursary (Open - Graduate - Domestic - University funded)	136	\$ 202,267	115	\$ 195,078
Bursary (Open - Graduate - International - University funded)	484	\$ 649,122	497	\$ 481,752
Bursary (Designated - University funded) ^c	121	\$ 316,316	198	\$ 708,395
Bursary (Credit Based Graduate Programs)	61	\$ 117,783	77	\$ 131,470
Bursary (Annual/Endowed - Undergraduate) ^d	5,670	\$ 1,916,264	5,791	\$ 2,237,653
Bursary (Annual/Endowed - Graduate)	209	\$ 339,138	151	\$ 293,131
Subtotal	11,183	\$ 11,640,751	11,408	\$ 11,671,869
Athletics Awards (University funding) ^e	377	\$ 760,566	373	\$ 764,200
Athletics Awards (Annual/Endowed) ^f	402	\$ 839,328	445	\$ 1,007,532
Subtotal	779	\$ 1,599,894	818	\$ 1,771,732
Undergraduate Work-Study Program (University funded) ^g	233	\$ 445,667	179	\$ 333,291
Graduate Work-Study Program (University funded) ^g	39	\$ 78,924	60	\$ 133,814
Subtotal	272	\$ 524,591	239	\$ 467,105
TOTAL INTERNALLY MANAGED FINANCIAL AID AND AWARDS	16,288	\$ 21,606,419	16,721	\$ 22,668,189
EXTERNALLY MANAGED OR SUPPORTED FINANCIAL AID AND AWARDS				
StudentAid BC - Federal and Provincial Loans (Full-time and Part-time) ^h	34,401	\$ 31,184,218	34,336	\$ 29,469,225
StudentAid BC - Federal and Provincial Grants (Full-time and Part-time) ^h	incl. above	\$ 29,079,781	incl. above	\$ 29,071,579
Subtotal		\$ 60,263,999		\$ 58,540,804
Out of Province Loans and Grants	1,518	\$ 4,873,069	1,523	\$ 5,188,849
U.S. Loan Awards	222	\$ 1,140,240	196	\$ 836,966
Subtotal	1,740	\$ 6,013,309	1,719	\$ 6,025,815
Non-SFU Administered External Scholarships, Awards, and Bursaries ⁱ	478	\$ 997,020	619	\$ 1,523,318
Subtotal	478	\$ 997,020	619	\$ 1,523,318
Athletics Awards (B.C. Athletic Assistance Program)	26	\$ 46,494	24	\$ 44,832
Subtotal	26	\$ 46,494	24	\$ 44,832
TOTAL EXTERNALLY MANAGED OR SUPPORTED FINANCIAL AID AND AWARDS	36,645	\$ 67,320,822	36,698	\$ 66,134,769

Notes:

- (a) Bursary - Open - includes funding for World University Services of Canada (WUSC) student and other university funded bursaries
- (b) Bursary - International Student Supplement (introduced in 2015/16) - Recognizing that international tuition fees had increased significantly over a 3 year period, to help with these increased costs, undergraduate students admitted in the 2014/15 academic year or earlier were provided a special bursary, the International Student Bursary Supplement. No further funding is available once it is all disbursed.
- (c) Bursary - Designated - includes Field School, Exchange, International Co-op, Indigenous (Ugrad/Grad), former Youth in Care, SFU Intl Emergency Assistance
- (d) Now includes # of awards disbursed for SFSS BuildSFU Bursary which was created in Spring 2014
- (e) The University funding for athletic awards includes athletic entrance awards, recreation awards, international student-athlete awards, and female student athlete awards.
- (f) Externally fund-raised Athletic Awards were combined with the Annual/Endowed Athletic Awards category from 2015/16 onwards.
- (g) Work-Study hourly wage is currently \$16.75 per hour.
- (h) StudentAid BC funding for full-time and part-time students includes federal and provincial loan funding and possible grant funding. # awarded includes same student receiving multiple loans in year.
- (i) Non-SFU administered external financial aid and awards normally just requires proof of enrollment from institution. Funds are then disbursed to the student's SFU account.

Attention: Senate Policy Committee on Scholarships, Awards and Bursaries (SPCSAB)

Date: August 1, 2023

Financial Summary of Graduate Scholarship, Bursaries and Awards (SBA) Budget

Scholarship and Awards Budget: Graduate and Postdoctoral Studies received \$11,586,032, for the FY2022/23 Graduate SBA Budget. We had a carryforward, from the FY2021/22 budget of \$164,511.84. A total of \$11,729,288 was disbursed in FY2022/23.



**Summary of Graduate Scholarships/Bursaries/Awards (SBA) Base Budget Allocations
Five-Year Overview: Fiscal Years 2019/2020 through 2022/2023**

FY2019/20	+1,000,000
Base Budget - approved by BoG	8,172,580
Adjustments for FY2019/2020:	
Add: FIC transfer	750,000
Add: BCGS Top-up Funds	1,000,000
Total FY2019/2020 Graduate SBA Budget	9,922,580
<i>FY2019/2020 Graduate Students Unique headcount (based on IRP data)</i>	<i>4,444</i>
FY2020/21	+1,000,000
Base Budget - approved by BoG	8,172,580
Adjustments for FY2020/21:	
Add: FIC transfer	2,750,000
Total FY2020/2021 Graduate SBA Budget	10,922,580
<i>FY2020/2021 Graduate Students Unique headcount (based on IRP data)</i>	<i>4,206</i>
FY2021/22	+163,452
Base Budget - approved by BoG	8,336,032
Adjustments for FY2021/22:	
Add: FIC transfer	2,750,000
Total FY2021/2022 Graduate SBA Budget	11,086,032
<i>FY2021/2022 Graduate Students Unique headcount (based on IRP data)</i>	<i>4,309</i>
FY2022/23	+500,000
Base Budget - approved by BoG	8,836,032
Adjustments for FY2022/23:	
Add: FIC transfer	2,750,000
Total FY2022/2023 Graduate SBA Budget	11,586,032
<i>FY2022/2023 Graduate Students Unique headcount (based on IRP data)</i>	<i>4,268</i>
FY2023/24	+400,000
Base Budget - approved by BoG	9,236,032
Adjustments for FY2023/24:	
Add: FIC transfer	2,750,000
Total FY2023/2024 Graduate SBA Budget	11,986,032



**Financial Summary of Graduate Scholarships/ Bursaries/ Awards (SBA) Budget
Fiscal Year 2022/2023**

BUDGET

Budget Allocation for FY2022/2023	11,586,032.00
Scholarship funds carryforward surplus from FY2021/2022	164,511.84
Total SBA Budget for FY2022/2023	11,750,543.84

EXPENSES (by academic term)

Name of Award (1)	Value of Award	Retroactive Awards ⁽²⁾		Summer 2022		Fall 2022		Spring 2023		Total for FY2022/2023	
		Number of Award Payments	Expensed in Term (\$)	Number of Award Payments	Expensed in Term (\$)	Number of Award Payments	Expensed in Term (\$)	Number of Award Payments	Expensed in Term (\$)	Total number of award payments	Total Expensed in FY20/21 (\$)
Graduate Dean Entrance Scholarships	up to \$21,000 annually	0	-	137	847,003.00	136	829,667.00	125	765,992.00	398	2,442,662.00
Graduate Fellowships	\$3,500 or \$7,000	8	38,500.00	411	2,268,000.00	521	3,181,500.00	315	1,676,500.00	1,255	7,164,500.00
Graduate Fellowships (Supplements GUSR018)	\$3,500 or \$7,000	2	14,000.00	8	49,000.00	11	63,000.00	4	21,000.00	25	147,000.00
Supervisory Support Award	\$1,000-\$7,000	0	-	1	7,000.00	0	-	0	-	1	7,000.00
President's PhD Scholarship	\$7,000	0	-	11	77,000.00	1	7,000.00	5	35,000.00	17	119,000.00
Special Graduate Entrance Scholarships - General	\$1,000-\$10,000	0	-	21	85,350.00	131	573,150.00	19	99,250.00	171	757,750.00
Provost Scholarships	\$5,000 annually	0	-	13	21,668.00	9	15,003.00	8	13,331.00	30	50,002.00
Travel & Research Awards	varies	24	39,499.00	284	443,805.00	47	53,736.00	153	151,767.00	508	688,807.00
Indigenous Graduate Student Travel Award	varies	0	-	9	5,900.00	0	-	5	5,000.00	14	10,900.00
Indigenous Graduate Entrance Scholarship	\$18,000-\$21,000	0	-	9	57,334.00	12	61,500.00	10	63,333.00	31	182,167.00
Dean's Graduate Fellowship ⁽³⁾	varies	7	18,500.00	11	47,500.00	11	61,500.00	3	24,000.00	32	151,500.00
Thesis Completion Fellowship	\$7,000	0	-	0	-	0	-	0	-	0	-
Three Minute Thesis Prize	\$100-\$1000	11	4,950.00	1	500.00	0	-	8	2,550.00	20	8,000.00
Totals		52	115,449.00	916	3,910,060.00	879	4,846,056.00	655	2,857,723.00	2,502	11,729,288.00

Total Expenses in FY2022/2023 **11,729,288.00**

BALANCE

Additions to Scholarship Account (e.g., GGSF funding, VPR office for Supplemental GF, ODSI, 3MT) **119,875.00**
Net Balance at Fiscal Year End (March 31, 2023) **141,130.84**

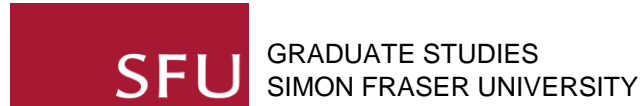
- NOTES**
(1) Some of these scholarships are paid over multiple terms. The total expenses on this report reflects the number of payments made this fiscal year.
(2) Paid within FY2022/23 but related to a previous term outside of the fiscal year
(3) Used to top-up BC Graduate Scholarships

**Expense Summary of Graduate Award Funds Administered by Dean of Graduate Studies
Three-Year Overview: Fiscal Years 2020/2021 through 2022/2023**



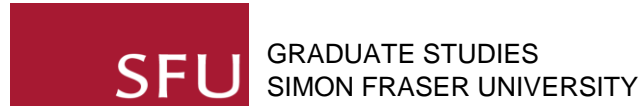
Name and Type of Award (1)	Award Duration/Value (\$)	FY2020/2021		FY2021/2022		FY2022/2023	
		Number of Award Payments	Total Expenses (\$)	Number of Award Payments	Total Expenses (\$)	Number of Award Payments	Total Expenses (\$)
INTERNALLY-FUNDED GRADUATE AWARDS							
Graduate scholarships/fellowships/awards funded by Graduate SBA budget							
Graduate Dean's Entrance Scholarships	21,000 (2-4yrs)	369	2,211,331	412	2,547,503	398	2,442,662
Graduate Fellowships	3,500-7,000 ⁽⁹⁾	1,062	5,755,500	1,285	7,010,500	1,254	7,161,000
Graduate Fellowships Supplemental	3,500-7,000 ⁽⁹⁾	21	130,500	50	333,500	25	147,000
GPS Graduate Fellowship	3,500-7,000 ⁽⁹⁾	0	0	0	0	1	3,500
Supervisory Support Award (formerly Dean's Leadership Travel Award)	1,000-7,000	0	0	2	7,000	1	7,000
President's PhD Scholarships	7,000	28	191,000	28	196,000	17	119,000
Special Graduate Entrance Scholarships	1,000-10,000	122	517,850	205	900,000	171	757,750
Provost Scholarships (PIF & PPD)	5,000/yr (1-3yrs)	76	120,668	34	54,667	30	50,002
Travel & Research Awards	varies (avg 500)	395	351,998	429	423,120	508	688,807
Graduate International Research Travel Awards (discontinued)	1,000-6,500	4	11,724	0	0	0	0
Indigenous Graduate Student Travel Award	varies (avg 700)	2	1,700	2	2,300	14	10,900
Indigenous Graduate Entrance (formerly Graduate Aboriginal Entrance) Scholarships	18,000/yr (2yrs) 21,000/yr (4 yrs)	19	116,667	31	202,000	31	196,000
Dean's Graduate Fellowship	varies (avg 4,000)	91	224,094	57	188,400	32	151,500
Thesis Completion Fellowship	7,000	25	175,000	6	42,000	0	0
Three Minute Thesis Prize	100-1,000	7	2,950	12	4,700	20	8,000
Total funded by Graduate SBA budget		2,221	9,810,982	2,553	11,911,690	2,502	11,743,121
Graduate scholarships/fellowships funded by Faculties/Schools							
Faculty of Applied Sciences Graduate Fellowships	3,500 ⁽⁹⁾	10	32,500	23	76,750	27	94,500
Faculty of Arts & Social Sciences	varies	7	6,600	1	2,000	8	13,666
Beedie Graduate Scholarships	varies	188	173,200	18	103,500	38	253,910
Faculty of Communication, Art & Technology Graduate Fellowships	3,500 ⁽⁹⁾	7	23,750	25	87,500	29	105,000
Faculty of Education Graduate Scholarships	3,500-7,000 ⁽⁹⁾	3	21,000	0		49	319,000
Faculty of Health Sciences Graduate Scholarships	varies	93	152,500	70	152,614	57	123,000
School of Computing Science Graduate Fellowships/Scholarships	3,500-7,000 ⁽⁹⁾	77	188,500	121	411,000	132	618,000
Global Communication Scholarship	varies	8	19,585	0	0	0	0
SFU Research Partnership Scholarship (CERi)	26,340	17	42,000	18	55,000	16	48,000
Graduate Assistance Award in History	1,500	12	18,000	4	6,000	0	0
Research Grant Stipend ⁽²⁾	Varies	106	490,919	35	205,075	0	0
School of Environmental Science Scholarship (established 2021)	7,000			3	21,000	6	21,000
Total funded by Faculties/Schools		528	1,168,554	318	1,120,439	362	1,596,076

**Expense Summary of Graduate Award Funds Administered by Dean of Graduate Studies
Three-Year Overview: Fiscal Years 2020/2021 through 2022/2023**



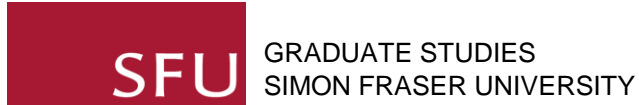
Name and Type of Award (1)	Award Duration/Value (\$)	FY2020/2021		FY2021/2022		FY2022/2023	
		Number of Award Payments	Total Expenses (\$)	Number of Award Payments	Total Expenses (\$)	Number of Award Payments	Total Expenses (\$)
Other internally-funded awards							
Donor Awards (supported by endowments & annual donations)	varies	511	2,137,508	504	2,217,343	533	2,665,417
CTEF Graduate Fellowships (supported by Community Trust Endowment Fund) ⁽³⁾	7,000	20	136,500	16	112,000	17	119,000
VPR USRA Science	6,000	58	261,000	61	363,000	50	300,000
VPR USRA Social Science and Humanities	3,000-6,000	50	159,750	61	192,750	52	189,000
Other USRA's ⁽⁴⁾	5,000-6,000	3	13,500	4	24,000	4	23,000
Total funded by Other internal sources		642	2,708,258	646	2,909,093	656	3,296,417
TOTAL INTERNALLY-FUNDED GRADUATE AWARDS		3,391	13,687,794	3,517	15,941,222	3,520	16,635,614.00

**Expense Summary of Graduate Award Funds Administered by Dean of Graduate Studies
Three-Year Overview: Fiscal Years 2020/2021 through 2022/2023**



Name and Type of Award (1)	Award Duration/Value (\$)	FY2020/2021		FY2021/2022		FY2022/2023	
		Number of Award Payments	Total Expenses (\$)	Number of Award Payments	Total Expenses (\$)	Number of Award Payments	Total Expenses (\$)
EXTERNALLY-FUNDED GRADUATE AWARDS							
National scholarships funded by Federal funding agencies							
NSERC Graduate Scholarships	17,500-50,000 (1-4yrs)	232	1,955,334	199	1,716,997	185	1,620,829
SSHRC Graduate Scholarships	17,500-50,000 (1-4yrs)	394	3,235,830	393	3,350,828	396	3,340,004
CIHR Graduate Scholarships	17,500-50,000 (1-4yrs)	68	595,833	69	597,499	82	672,501
Canada Graduate Scholarships-M. Smith Foreign Study Supplements	5,300-6,000	2	12,000	3	18,000	5	30,000
NSERC Undergraduate Student Research Awards	6,000	77	346,500	88	538,500	71	426,000
Total National scholarships funded by Federal funding agencies		773	6,145,497	752	6,221,824	739	6,089,334
Major scholarships funded by Provincial funding agencies							
BC Graduate Scholarship ⁽⁵⁾	15,000	226	1,130,000	126	635,000	96	505,000
Total Major scholarships funded by Provincial funding agencies		226	1,130,000	126	635,000	96	505,000
Other externally-funded awards and grants							
External Awards ⁽⁶⁾	varies	40	112,769	58	543,484	55	432,135
Northern Scientific Training Program Grants	varies	3	7,440	5	19,320	0	0
Centre for Digital Media Scholarships (MDM program) ⁽⁷⁾	varies	83	202,500	144	386,624	116	294,411
NSERC and SSHRC GGSF Expenses ⁽⁸⁾	varies	varies	17,500	0	0	0	0
Total Other externally-funded awards		126	340,209	207	949,428	171	726,546
TOTAL EXTERNALLY-FUNDED GRADUATE AWARDS		1,125	7,615,706	1,085	7,806,252	1,006	7,320,880
TOTAL GRADUATE AWARD FUNDS EXPENSED BY FISCAL YEAR		4,516	21,303,500	4,602	23,747,474	4,526	23,956,494

**Expense Summary of Graduate Award Funds Administered by Dean of Graduate Studies
Three-Year Overview: Fiscal Years 2020/2021 through 2022/2023**



Name and Type of Award (1)	Award Duration/Value (\$)	FY2020/2021		FY2021/2022		FY2022/2023	
		Number of Award Payments	Total Expenses (\$)	Number of Award Payments	Total Expenses (\$)	Number of Award Payments	Total Expenses (\$)

NOTES

- (1) These scholarships are paid over multiple terms. The total expenses on this report reflects the number of payments made this fiscal year.
- (2) Research Grant Stipends were implemented as a response to COVID-19 restrictions preventing graduate students from entering Canada, allowing Research Assistants to get paid while studying from outside of Canada.
- (3) CTEF - Includes Omics Data Science Initiative GF's (ODSI)
- (4) Other USRA's include: BPK Fac Undergrad Res Award; BPK Len Brownlie USRA; Charles Allard USRA; Dr. Ivor Fleming USRA; Faculty of Science USRA; Grant Sheffer USRA in Physics
- (5) BC government funding; recipients of the BCGS also received a \$5,000 top-up from the Dean's Graduate Fellowship
- (6) External awards include: SPOR GF's; Queen Elizabeth Scholarships (AUCC)
- (7) MDM scholarships consist of MDM Venture Internship Awards and Centre for Digital Media Scholarships
- (8) The NSERC & SSHRC GGSF expenses consist of reimbursements for grant-matching GF supplements.
- (9) The value of Graduate Fellowships has increased from \$3,250-\$6,500 to \$3,500-\$7,000 effective Fall 2020.