



MEMO

Senate Committee on
International Activities

SFU International
SH 2100
8888 University Drive
Burnaby, BC V5A 1S6

ATTENTION: Members of Senate
FROM: Joy Johnson, Chair of SCIA and Vice-President Research
RE: Senate Committee on International Activities Annual Report 2017
DATE: May 03, 2018

Please find attached the annual report for the Senate Committee on International Activities.

Yours truly,

A handwritten signature in black ink, appearing to be "Joy Johnson", written over a horizontal line.

Joy Johnson
VP, Research and International
Chair, Senate Committee on International Activities

SIMON FRASER UNIVERSITY
SENATE COMMITTEE ON INTERNATIONAL ACTIVITIES (SCIA)
ANNUAL REPORT TO SENATE
 January – December 2017

1. Introduction

The Senate Committee on International Activities (SCIA) is a Standing Committee (Reporting Category “B”) established under the terms of the University Policy on International Activities (GP 23). The terms of reference and Committee composition can be found at: <http://www.sfu.ca/senate/senate-committees/scia.html>. The University Policy on International Activities can be found at <http://www.sfu.ca/policies/gazette/general/gp23.html>.

In 2017, SCIA met 4 times, with additional special meetings and electronic approvals called as required. This Annual Report highlights the issues dealt with by the Committee over the course of the year. Senators wishing more detailed information concerning SCIA’s deliberations and/or the approved minutes of the meetings may find them at: <http://www.sfu.ca/senate/senate-committees/scia.html>

Senators are welcome to contact the Committee’s secretary by email: scia@sfu.ca for further information.

1.1 SCIA Members

Members
Vice-President, Research
Vice-President, Academic (or designate)
Associate Vice-President, Students (or designate)
Executive Director, SFU International
Faculty Member, Applied Sciences (vacant)
Faculty Member, Arts/Social Sciences
Faculty Member, Business Administration
Faculty Member, Communication, Art/Technology (vacant)
Faculty Member, Education
Faculty Member, Environment
Faculty Member, Health Sciences
Faculty Member, Science
Faculty Member, Lifelong Learning
Undergraduate Student (<i>at-large</i>)
Graduate Student (<i>at-large</i>)
Recording Secretary (non-voting)

1.2 2017 SCIA Meetings Dates

February 2, 2017
March 30, 2017
May 18, 2017
July 27, 2017
September 28, 2017
November 23, 2017

Current SCIA membership and meeting dates are available at:

<http://www.sfu.ca/senate/senate-committees/scia.html>

2. Received for Approval

- 2.01 Field School (Canada, Belgium, Italy & Latvia) – NATO Defense College [Feb]
- 2.02 Letter of Intent between Universidad del Valle de Guatemala (Guatemala City, Guatemala) and Simon Fraser University [Feb]
- 2.03 Student Mobility Agreement between the Indian Institute of Technology, Bombay (IIT Bombay)(Bombay, India) and Simon Fraser University [Feb]
- 2.04 Memorandum of Understanding between the Indian Institute of Technology, Delhi (IIT Delhi) (Delhi, India) and Simon Fraser University. [Feb]
- 2.05 Letter of Intent between Beijing HuanYu ZhiDa International Education Consulting Co., Ltd (Beijing, China) and the Faculty of Education at Simon Fraser University [Feb]
- 2.06 Student Mobility Agreement with Antai College of Economics and Management, Shanghai Jiao Tong University (Shanghai, China) and Simon Fraser University [Mar]
- 2.07 Student Mobility Agreement with School of Economics and Management, Tongji University (Shanghai, China) and Simon Fraser University [Mar]
- 2.08 Student Mobility Agreement with School of Management, Fudan University (Shanghai, China) and Simon Fraser University [Mar]
- 2.09 Letter of Intent with University of Kent (Canterbury, England) and Simon Fraser University [Mar]
- 2.10 Letter of Intent with Max Planck Society for the Advancement of Science (Munich, Germany) and Simon Fraser University [Mar]
- 2.11 Contribution Agreement – Phase VI China Council for International Cooperation on Environment and Development [Mar]

- 2.12 Scholarship Agreement - The National Commission for Scientific and Technological Research of the Republic of Chile (CONICYT)(Chile) and Simon Fraser University [Jul]
- 2.13 Letter of Intent with Hohai University (Nanjing, China) and Simon Fraser University [Jul]
- 2.14 Student Mobility Agreement with Kedge Business School (Talence, France) and Beedie School of Business, Simon Fraser University [Jul]
- 2.15 Letter of Intent with Universidad Autonoma Metropolitana (Mexico City, Mexico) and Simon Fraser University [Jul]
- 2.16 Course Proposal: HSCI 891 – Special Topics in Global Migrant Health at University of California (San Diego, California) [Jul]
- 2.17 Memorandum of Understanding with MITACS Globalink India Initiative and Simon Fraser University [Sept]
- 2.18 Memorandum of Understanding with Xi’an Jiaotong University (Xi’an, China) and Simon Fraser University [Sept]
- 2.19 Bioarchaeology Field School – University of the Algarve (Algarve, Portugal) [Sept]
- 2.20 Memorandum of Understanding with CASCADIA Innovation Network (USA/Canada) and Simon Fraser University [Nov]
- 2.21 Letter of Intent with Jiangsu Second Normal University (Jiangsu, China) and Simon Fraser University [Nov]

3. 2017 Study Abroad Program Statistics (Appendix A)

Statistics report only on International Services for Students’ activity.

Reports A and B provide an overview of activity through the Formal Exchange Program, plus activity through special inbound programs and – new for 2017 – outbound study abroad programs that operate outside of an exchange mechanism. Exchange activity was well-balanced in 2017, as the result of intentional efforts to send and receive equal numbers of student terms.

Report C provides an overview of the Field Schools that operated in 2017. As expected, field school activity increased significantly from 2016. The number of students participating in field schools increased by 90% over 2016 as the result of an increase in field school offerings. Three brand new field schools were offered in 2017 (NATO Political Sciences, London & Lake District English, and International Perspective on Cybercrime in Criminology), and one was brought back after a 7-year hiatus (Greece Hellenic Studies).

Report D shows total study abroad program activity by country, which remains similar to 2016. The top five countries with whom SFU had the most activity overall (both inbound and outbound) in 2017 were France, England, Netherlands, Hong Kong, and Italy. The five most popular exchange destinations for SFU students in 2017 were France, England, South Korea, Australia, and Netherlands.

Reports E and F show outbound student activity by faculty and department/program, respectively. As in 2016, the two faculties accounting for the most activity are the Faculty of Arts and Social Sciences, and the Beedie School of Business. At the department or program level, the five areas sending the most students are the Beedie School of Business, Political Science, Communication, French, and International Studies. Activity from Political Science increased in 2017 primarily as a result of their new NATO Field School.

4. International Co-op Program (information from co-op) (Appendix B)

Compared to last year, Fall 2017 saw a huge drop (30% compared to Spring 2016). After looking at the faculty placement list, the largest drop was in the Engineering and Mechatronics Programs (~60%).

5. SFU International Awards

Chris Dagg Award

12 applications were considered and awarded 1

Griffith University - SFU Travel

SFU received 3 applications and 3 awarded

Griffith received 4 applications and 4 awarded


International Engagement Fund

Received 12 applications and funded 6

Staff Internationalization Fund

Received 6 applications and funded 1

7. Signature



Joy Johnson, Chair
Senate Committee on International Activities

Date: May 3/18



SCIA Report A: SFU Formal Exchange Program and Study Abroad Activity by Year 2016: Data View

Year**	Formal Exchange				Inbound Study Abroad* (Fee-Paying)			Inbound Special Programs				
	Outbound (from SFU) Term Count	Unique Student Count	Inbound (to SFU) Term Count	Unique Student Count	International Rate Term Count	Unique Student Count	Domestic Rate Term Count	Grenoble Ecole de Management (Beeble) Term Count and Unique Student Count	Zhejiang Inbound Students*** (Offset for CMPT DDP) Term Count	Unique Student Count	Boconi, Italy (Beeble) Term Count and Unique Student Count	BI Norway (Beeble) Term Count and Unique Student Count
2016	252	252	256	251	13	13		34	6	6		
2015	290	289	269	266	5	5		28	8	8		
2014	252		260		6			29				
2013	253		319		6							
2012	243		332		5							
2011	234		320		18		2				2	
Fall 2010	110		188		13		2				2	
2009/10	245		312		5		12				28	18
2008/09	243		280		9		11				28	38
2007/08	244		280		13		23				26	13
2006/07	198		190		8		10				28	16
2005/06	150		252								28	14
2004/05		146		183								
2003/04		141		163								
2002/03		120		122								
2001/02		97		118								
2000/01		78		132								
1999/00		88		125								
1998/99		65		47								
1997/98		69		24								
1996/97		70		26								
1995/96		34		12								
1994/95		24		2								
1993/94		18		1								
1992/93		1		0								

Notes: *Inbound Study Abroad refers to inbound students who attend SFU for 1 to 3 terms under the terms of a formal agreement with another institution. Students pay international, or in special circumstances domestic, tuition rates.

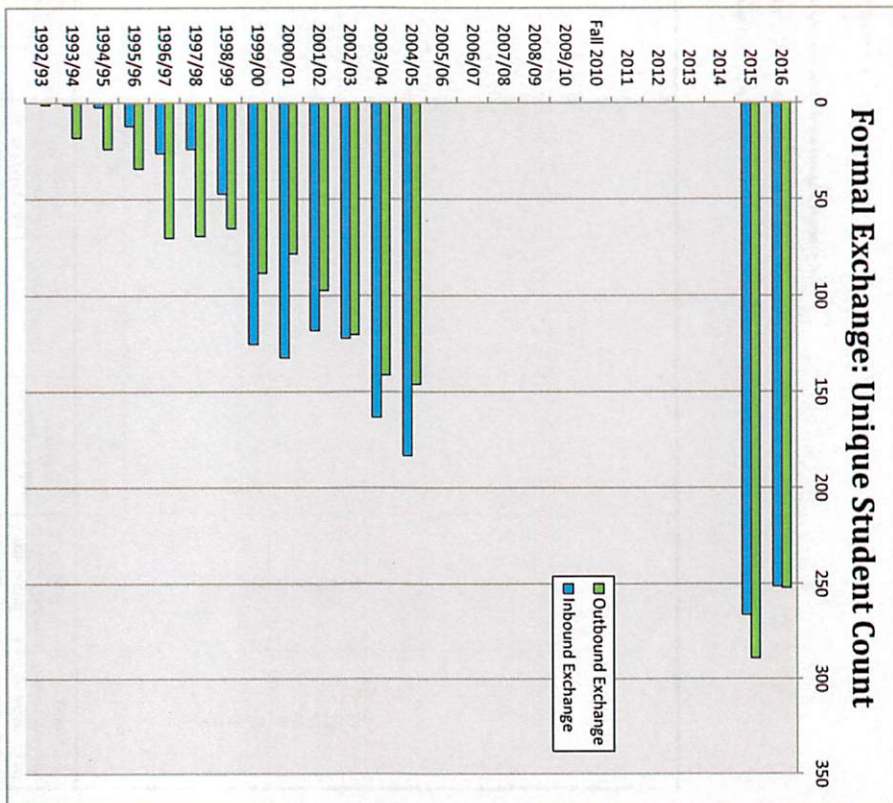
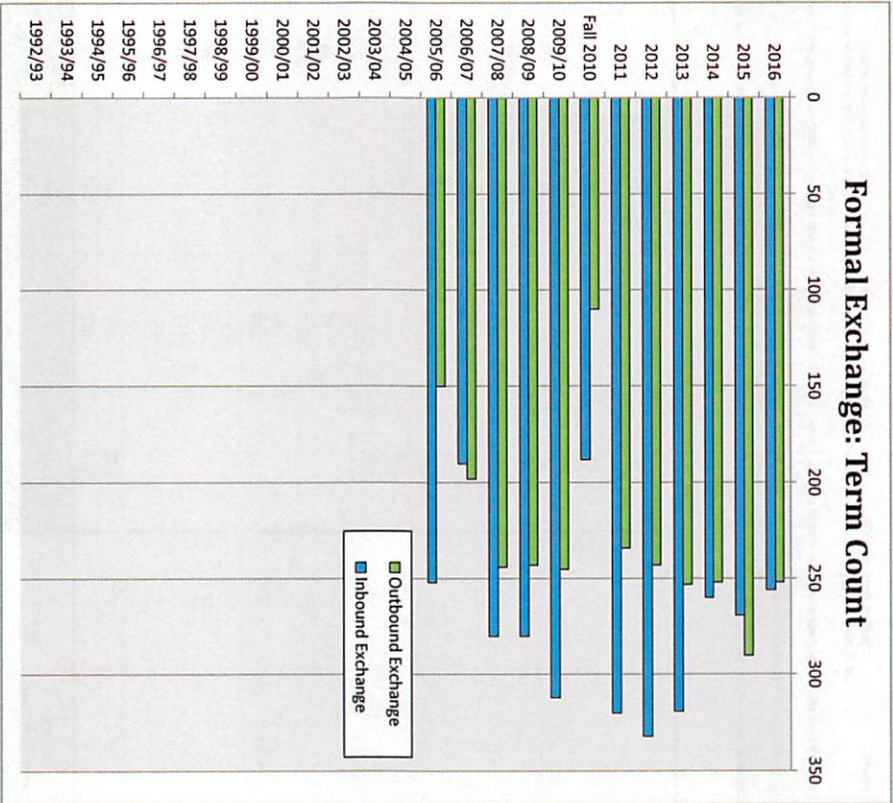
** Years 1992/93 - 2009/10 were reported by Academic Year (Fall, Spring, Summer). Years 2011 to present were reported by Calendar Year (Spring, Summer, Fall). The Fall 2010 term was reported separately.

Over time, annual numbers have been reported in terms of either term counts or unique student counts, as represented above. Beginning in the 2015 calendar year, numbers are reported in both ways.

2016 Statistics: The above unique student counts include some students who began their programs in the 2015 calendar year:

Outbound exchange: 18 Inbound exchange: 44 Inbound Study Abroad: 5 Special program, Zhejiang: 5

SCIA Report A: SFU Formal Exchange Program and Study Abroad Activity by Year 2016: Chart View



Country	Institution	Outbound Exchange									Inbound Exchange								
		Spring		Summer		Fall		TOTAL			Spring		Summer		Fall		TOTAL		
		Term Count	FTE Count	Term Count	FTE Count	Term Count	FTE Count	Term Count	FTE Count	Unique Student Count	Term Count	FTE Count	Term Count	FTE Count	Term Count	FTE Count	Term Count	FTE Count	Unique Student Count
	Hong Kong University of Science and Technology University of Hong Kong			1	0.25			1	0.25	1									
		1	0.5					1	0.5	1	7	3.5			2	1	9	4.5	9
Hungary	Corvinus University of Budapest	1	0.5					1	0.5	1									
India	Jawaharlal Nehru University										1	0.5					1	0.5	1
Ireland	University College Dublin	2	1			1	0.5	3	1.5	3	3	1.5					3	1.5	3
Italy	Politecnico di Milano	1	0.5					1	0.5	1									
	Università Commerciale Luigi Bocconi	3	1.5			3	1.5	6	3	6				4	2	4	2	4	
Japan	Kansai Gaidai University	1	0.5			1	0.5	2	1	2									
	Kwansei Gakuin University	1	0.5			2	1	3	1.5	3	1	0.5				1	0.5	1	
	Meiji Gakuin University					1	0.5	1	0.5	1				1	0.5	1	0.5	1	
	Ritsumeikan Asia Pacific University													2	1	2	1	2	
	Ritsumeikan University					1	0.5	1	0.5	1									
	Waseda University	2	1			4	2	6	3	6	2	1			1	0.5	3	1.5	3
Mexico	Tecnológico de Monterrey					1	0.5	1	0.5	1									
Morocco	Al Akhawayn University					1	0.5	1	0.5	1	2	1					2	1	2
Netherlands	Hague University of Applied Science	1	0.5			2	1	3	1.5	3	2	1		2	1	4	2	4	
	Maastricht University	5	2.5					5	2.5	5	2	1		2	1	4	2	4	
	Universiteit Utrecht	2	1					2	1	2				2	1	2	1	2	
	Universiteit van Amsterdam	3	1.5			5	2.5	8	4	8	2	1		4	2	6	3	6	
New Zealand	University of Auckland	2	1					2	1	2						1	0.5	1	
	University of Canterbury			1	0.5			1	0.5	1									
Philippines	De La Salle University										1	0.5		1	0.5	2	1	2	
Scotland	University of Glasgow					4	2	4	2	4	2	1		2	1	4	2	4	
Singapore	Nanyang Technological University	1	0.5			1	0.5	2	1	2	4	2		2	1	6	3	6	
	National University of Singapore	5	2.5	1	0.25	4	2	10	4.75	10	4	2		1	0.5	5	2.5	5	
South Korea	Korea Advanced Institute of Science and Technology					1	0.5	1	0.5	1									
	Korea University	1	0.5	6	1.5	2	1	9	3	9	2	1		3	1.5	5	2.5	5	
	Seoul National University	2	1			1	0.5	3	1.5	3	2	1		3	1.5	5	2.5	5	
	Yonsei University	1	0.5			5	2.5	6	3	6	2	1				2	1	2	
Spain	Universidad Carlos III de Madrid													2	1	2	1	2	
	Universitat Pompeu Fabra					1	0.5	1	0.5	1	1	0.5				1	0.5	1	
	University of Navarra					1	0.5	1	0.5	1									
Sweden	Lund University	8	4			4	2	12	6	12	2	1			5	2.5	7	3.5	7
	Uppsala Universitet	4	2					4	2	4				1	0.5	1	0.5	1	
Switzerland	Université de Lausanne	2	1					2	1	2	1	0.5			1	0.5	2	1	2
Taiwan	National Chengchi University										1	0.5			1	0.5	2	1	2
	National Taiwan University	1	0.5			3	1.5	4	2	4	1	0.5		3	1.5	4	2	4	
Thailand	Chulalongkorn University	1	0.5					1	0.5	1	1	0.5		2	1	3	1.5	3	
Turkey	Koc University	1	0.5					1	0.5	1	2	1		4	2	6	3	6	
United Arab Emirates	American University of Sharjah	2	1					2	1	2									
USA	San Diego State University	1	0.5			1	0.5	2	1	2				4	2	4	2	4	
Grand Total		125	62.5	30	9.997	97	48.5	252	120.997	252	119	59.5	2	1	134	67	255	127.5	251



SCIA Report C: SFU Field Schools Statistics 2016

Total Programs:	4
Total Participants:	51

Spring 2016 (no field schools offered)

Summer 2016

Program	SFU Department or Faculty	Field School Director	Country	Number of times program has run (including 2016)	Number of participants	Participants: Level of Study	Participants: Faculty(ies)
Berlin	School for the Contemporary Arts	Judy Radul	Germany	1	11	Undergraduate: 11 Graduate: 0	FCAT (11)
italiaDesign	Interactive Arts and Technology	Russell Taylor	Italy	11	11	Undergraduate: 11 Graduate: 0	FCAT (10) FASS (1)
Prague Humanities	Humanities	Paul Dutton	Czech Republic	20	13	Undergraduate: 13 Graduate: 0	FASS (13)

Fall 2016

Program	SFU Department or Faculty	Field School Director	Country	Number of times program has run (including 2016)	Number of participants	Participants: Level of Study	Participants: Faculty(ies)
Italy English	English	Anne Higgins	Italy	7	16	Undergraduate: 16 Graduate: 0	FASS (14) FCAT (1) EDUC (1)



SCIA Report E: Outbound Activity* by Faculty: Summary

Faculty	Exchange	Field Schools	TOTAL
APSC	5		5
ARTS	88	28	116
BUS	82		82
CAT	40	22	62
EDUC	6	1	7
ENV	5		5
HSCI	6		6
SCI	20		20
TOTAL	252	51	303

*Note: All activity by faculty reports unique student numbers, not term counts. In cases where students have programs in more than 1 faculty, it is their primary faculty that is used for this report. Students are not double-counted.

SCIA Report E: Outbound Activity by Faculty: Field Schools

Country	Program	Faculty								TOTAL
		APSC	ARTS	BUS	CAT	EDUC	ENV	HSCI	SCI	
Berlin	Berlin School for the Contemporary Arts 2016				11					11
Italy	italiaDesign 2016		1		10					11
Italy	Italy Field School: Department of English 2016		14		1	1				16
Czech Republic	Prague Humanities 2016		13							13
TOTAL			28		22	1				51

Country	Institution	Faculty								TOTAL
		APSC	ARTS	BUS	CAT	EDUC	ENV	HSCI	SCI	
	University of Hong Kong			1						1
Hungary	Corvinus University of Budapest			1						1
Ireland	University College Dublin			3						3
Italy	Politecnico di Milano				1					1
	Università Commerciale Luigi Bocconi			6						6
Japan	Kansai Gaidai University	1	1							2
	Kwansei Gakuin University			1	1		1			3
	Meiji Gakuin University	1								1
	Ritsumeikan University				1					1
	Waseda University		1	2	1				2	6
Mexico	Tecnológico de Monterrey		1							1
Morocco	Al Akhawayn University		1							1
Netherlands	Hague University of Applied Science		1		1			1		3
	Maastricht University		2	1	2					5
	Universiteit Utrecht		1						1	2
	Universiteit van Amsterdam		1		5				2	8
New Zealand	University of Auckland		1						1	2
	University of Canterbury		1							1
Scotland	University of Glasgow		4							4
Singapore	Nanyang Technological University			2						2
	National University of Singapore			5	4			1		10
South Korea	Korea Advanced Institute of Science and Technology		1							1
	Korea University		4	1	2				2	9
	Seoul National University			2	1					3
	Yonsei University		1	3	1			1		6
Spain	Universitat Pompeu Fabra		1							1
	University of Navarra			1						1
Sweden	Lund University		2	5	1		1	2	1	12
	Uppsala Universitet		3					1		4
Switzerland	Université de Lausanne		2							2
Taiwan	National Taiwan University		2		1				1	4
Thailand	Chulalongkorn University			1						1
Turkey	Koç University		1							1
United Arab Emirates	American University of Sharjah		1	1						2
USA	San Diego State University			1					1	2
TOTAL		5	88	82	40	6	5	6	20	252



**SCIA Report D: Total Study Abroad Program Participation* by Country 2016
(Ordered Alphabetically)**

Country	Outbound Exchange Students	Outbound Field School Students	TOTAL Outbound Students	Inbound Exchange Students	Inbound Non-Exchange Students	TOTAL Inbound Students	TOTAL STUDENT ACTIVITY
Argentina			0	1		1	1
Australia	20		20	22		22	42
Austria	8		8	5		5	13
Belgium			0	3		3	3
Brazil			0		3		3
Canada	4		4	2		2	6
Chile	2		2	1		1	3
China	5		5	11	2	13	18
Czech Republic	8	13	21	3		3	24
Denmark	8		8	11		11	19
Egypt			0	1		1	1
England	26		26	36		36	62
Fiji			0	1		1	1
France	33		33	36	34	70	103
Germany	12	11	23	8	2	10	33
Hong Kong	14		14	21		21	35
Hungary	1		1				1
India			0	1		1	1
Ireland	3		3	3		3	6
Italy	7	27	34	4		4	38
Japan	13		13	7		7	20
Mexico	1		1				1
Morocco	1		1	2		2	3
Netherlands	18		18	16		16	34
New Zealand	3		3	1		1	4
Philippines			0	2		2	2
Scotland	4		4	4		4	8
Singapore	12		12	11		11	23
South Korea	19		19	12	2	14	33
Spain	2		2	3		3	5
Sweden	16		16	8	4	12	28
Switzerland	2		2	2		2	4
Taiwan	4		4	6		6	10
Thailand	1		1	3		3	4
Turkey	1		1	6		6	7
United Arab Emirates	2		2				2
USA	2		2	4		4	6

**SCIA Report D: Total Study Abroad Program Participation* by Country 2016
(Ordered by Total Student Activity)**

Country	Outbound Exchange Students	Outbound Field School Students	TOTAL Outbound Students	Inbound Exchange Students	Inbound Non-Exchange Students	TOTAL Inbound Students	TOTAL STUDENT ACTIVITY
France	33		33	36	34	70	103
England	26		26	36		36	62
Australia	20		20	22		22	42
Italy	7	27	34	4		4	38
Hong Kong	14		14	21		21	35
Netherlands	18		18	16		16	34
Germany	12	11	23	8	2	10	33
South Korea	19		19	12	2	14	33
Sweden	16		16	8	4	12	28
Czech Republic	8	13	21	3		3	24
Singapore	12		12	11		11	23
Japan	13		13	7		7	20
Denmark	8		8	11		11	19
China	5		5	11	2	13	18
Austria	8		8	5		5	13
Taiwan	4		4	6		6	10
Scotland	4		4	4		4	8
Turkey	1		1	6		6	7
Canada	4		4	2		2	6
Ireland	3		3	3		3	6
USA	2		2	4		4	6
Spain	2		2	3		3	5
New Zealand	3		3	1		1	4
Switzerland	2		2	2		2	4
Thailand	1		1	3		3	4
Belgium			0	3		3	3
Brazil			0		3		3
Chile	2		2	1		1	3
Morocco	1		1	2		2	3
Philippines			0	2		2	2
United Arab Emirates	2		2				2
Argentina			0	1		1	1
Egypt			0	1		1	1
Fiji			0	1		1	1
Hungary	1		1				1
India			0	1		1	1
Mexico	1		1				1

Notes:

*All numbers reflect unique student counts (not term counts).

All of the above numbers represent undergraduate students, with the exception of three inbound exchange students who were admitted as graduate (Masters) students to SFU:

- Denmark (1)
- Germany (1)
- Sweden (1)



SCIA Report F - Outbound Activity by Department* (Ordered Alphabetically)

Department / Program	Exchange	Field School	TOTAL
APP SCI	1	3	4
ARCHAEOLOGY		1	1
ARTS	9	5	14
BIOSCIENCE	3	1	4
BIPHKIN	7		7
BUS	1		1
BUS ADMIN	86	1	87
CHEMISTRY	4		4
CMNSARTTEC	2	1	3
COG SC	1		1
COMMUNICAT	35	5	40
COMP SCI	5		5
CONT ARTS	1	11	12
CRIMINOLOGY	9	1	10
DEVSUS PGM	1		1
ECONOMICS	13		13
EDUCATION	3	2	5
ENG SCI	1		1
ENGLISH	1	13	14
ENVIRONMEN	7	2	9
EXPL PRO	2	1	3
FRENCH	23	1	24
GEOGRAPH	4		4
GERONTOL	1		1
HEALTH SCI	8		8
HISTORY	10	13	23
HUMANITIES	3	8	11
INTL STUD	25	4	29
ITIA	8	10	18
LINGUISTIC	6		6
MATHEMATIC	1		1
MOLECULAR	8		8
PHILOSOPHY		1	1
POLI SCI	27	1	28
PSYCHOLOGY	7	3	10
SCIENCE	1		1
SOC ANTHRO	5		5
STAT ACSC	1		1
WOMENS ST	2	2	4
WORLDLIT	8	2	10

SCIA Report F - Outbound Activity by Department*
(Ordered by Total Activity)

Department / Program	Exchange	Field School	TOTAL
BUS ADMIN	86	1	87
COMMUNICAT	35	5	40
INTL STUD	25	4	29
POLI SCI	27	1	28
FRENCH	23	1	24
HISTORY	10	13	23
ITIA	8	10	18
ARTS	9	5	14
ENGLISH	1	13	14
ECONOMICS	13		13
CONT ARTS	1	11	12
HUMANITIES	3	8	11
CRIMINOLGY	9	1	10
PSYCHOLOGY	7	3	10
WORLDLIT	8	2	10
ENVIRONMEN	7	2	9
HEALTH SCI	8		8
MOLECULAR	8		8
BIPHKIN	7		7
LINGUISTIC	6		6
COMP SCI	5		5
EDUCATION	3	2	5
SOC ANTHRO	5		5
APP SCI	1	3	4
BIOSCIENCE	3	1	4
CHEMISTRY	4		4
GEOGRAPH	4		4
WOMENS ST	2	2	4
CMNSARTTEC	2	1	3
EXPL PRO	2	1	3
ARCHAEOLGY		1	1
BUS	1		1
COG SC	1		1
DEVSUS PGM	1		1
ENG SCI	1		1
GERONTOL	1		1
MATHEMATIC	1		1
PHILOSOPHY		1	1
SCIENCE	1		1
STAT ACSC	1		1

*Note: Numbers are reported for all departments in which students have a declared program. Students who have multiple programs are counted multiple times. This is not a unique student count. Departments that had 0 activity are not reported.

**International Co-op Program
Appendix B**

Spring 2017	
China	40
Hong Kong	19
United States	15
Germany	7
Korea (South)	7
France	3
Japan	3
India	3
Malaysia	2
Nepal	2
Spain	2
Australia	1
Bangladesh	1
Oman	1
Philippines	1
Russia	1
Saudi Arabia	1
Singapore	1
Taiwan	1
Thailand	1
United Kingdom	1
TOTAL	113

Summer 2017	
China	39
Korea (South)	15
United States	12
Hong Kong	9
Germany	4
India	4
Japan	4
Taiwan	2
Australia	1
Austria	1
Indonesia	1
Norway	1
Pakistan	1
Philippines	1
Singapore	1
Spain	1
Thailand	1
United Arab Emirates	1
Vietnam	1
TOTAL	100

Fall 2017	
China	20
Hong Kong	14
United States	10
Korea (south)	10
Japan	4
Germany	4
India	3
Spain	3
Taiwan	2
France	2
Belgium	1
Philippines	1
Russia	1
United Kingdom	1
TOTAL	76