



S.08-29

OFFICE OF THE VICE-PRESIDENT, ACADEMIC AND PROVOST

MEMO

<b>ATTENTION:</b>	<b>Senate</b>
<b>FROM:</b>	John Waterhouse, Chair Senate Committee on Enrollment Management and Planning
<b>RE:</b>	Undergraduate Enrollment Plan 2008/09
<b>DATE:</b>	February 14, 2008

Deliberation undertaken by the Senate Committee on Enrollment Management and Planning gives rise to the following motion:

**Motion:**

That Senate approve and recommend to the Board of Governors the 2008/09 enrollment plan as laid out in the document *Enrollment Plan, February 13, 2008*.



SIMON FRASER UNIVERSITY  
INSTITUTIONAL RESEARCH AND PLANNING

# ENROLLMENT PLAN

February 13, 2008







SIMON FRASER UNIVERSITY ENROLLMENT PLAN

PROGRAM FTE'S

2001/02 2002/03 2003/04 2004/05 2005/06 2006/07 2007/08 2008/09 2009/10 2010/11 2011/12 2012/13 2013/14 2014/15

**2007/08 Notes:**

- a) FTE funding notes, as per SFU's 2007/08 budget letter (April 27, 2007).  
 UG FTE Funding = 17,176 in 2007/08, 17,677 in 2008/09, and 18,182 2009/10.  
 Note that SFU initially planned to swap 297 UG FTE's from UG to Grad in 2007/08; this decision was reversed (after 2007/08 enrollment and intake targets were set).  
 Graduate FTE Funding: 1,668 in each of three years, but later revised for graduate expansion (see note (b) below).  
 The above UG and Grad FTE allocations in the budget letter included a swap of 56 FTE's from UG to Grad, relative to the previous year's FTE funding.
- b) After the budget letter was received, the FTE funding was further increased for graduate enrollment expansion of +140 in 2007/08 and +144 in each of the next 3 years.  
 2007/08: Graduate FTE funding = 1,668 + 140 = 1,808.  
 2008/09: Graduate funding = 1,808 + 144 = 1,952.  
 2009/10: Graduate funding = 1,952 + 144 = 2,096.  
 2010/11: Graduate funding = 2,096 + 144 = 2,240.
- c) Graduate FTE enrolment expansion in each of 2008/09, 2009/10 and 2010/11 was allocated to non-premium graduate programs in:  
 APSC (+35), FASS (+49), BUS (+8), EDUC (+0), HSc (+32), Sci (+20) per year.
- d) Future planning horizon assumptions:  
 Assume UG FTE funding remains constant from 2010/11 to 2014/15, apart from growth in Surrey funding.  
 Assume Graduate FTE funding remains constant from 2011/12 to 2014/15, apart from growth in Surrey funding on the graduate side.
- e) Due to projected over-enrollment in Business in 2007/08, enrollment plan for Bus in 2008/09 was revised from 1,829 to 2042 FTE's (this is the projected 2007/08 FTE enrolment for BUS and is equivalent to 11.6% of UG FTE funding for 2008/09). The future plan for Business is to maintain their enrollment share at 11.6% of funded domestic FTE's. Increases to Business were offset by decreasing FTE's initially allocated to the remaining five Faculties.
- f) Other minor adjustments, in proportion to each Faculty's planned % share of the university enrollment was revised slightly to accommodate new information regarding undergraduate FTE funding from 2009/10 to 2014/15.

**14-Nov-2007 Updates:**

- g) Due to miscommunication on graduate funding for 2007/08, graduate funding amount revised to 1,768 from 1,808 in table 1p.
- h) Anticipated graduate FTE funding of +144 per year in each of 2008/09, 2009/10 and 2010/11 was awarded at only +98 per year; graduate funding revised in table 1p. to 1,866, 1,964 and 2,062 in each of years 2008/09, 2009/10 and 2010/11.  
 Graduate enrollment plan (Table 9p) remains at +144 per year and has not yet been reduced to +98 per year.

**26-Nov-2007 Updates:**

- i) Revised graduate enrollment expansion plan (Table 9p) to reduce +144 per year to +98 per year (thus correcting the issue identified in note (h) above).  
 See worksheet "Graduate Expansion" for details.

**08-Feb-2008 Updates:**

- j) Table 1p: 2 new rows for AVED grad expansion; shows Burnaby grad at 1768 and Surrey at 282 in 2007/08. 98 new grad FTEs are added to 1768 every year to 2010/11 as per AVED's agreement
- k) Table 8p: No change for ApSc, Arts, Health and Science. Business added to 255 and flat-lined. Education estimated at 714 for 2008/09. 11,300 credits is 471 FTEs for Grad Dip plus other programs constant at 243. The total of 714 is then split between campuses per Surrey plan.
- l) Table 9p: Table adjusted to reflect latest grad expansion plan (see tab GradExpansion\_7Feb08).

**13-Feb-2008 Updates:**

- m) Table 1p: Subsequently this number was adjusted to remove Surrey graduate FTEs (282), which were embedded in the 17,176 FTE.

**2006/07 Notes:**

- a) 2006/07 undergraduate and graduate program FTE's are final EWK7 TUPC enrollments.
- b) Non-premium graduate programs at Burnaby/Vancouver assumed not to grow beyond projected 2006/07 levels (Except Surrey and HSc - see notes e and f).
- c) Premium graduate programs assumed equal to 2006/07 levels, each year from 2007/08 onward, excluding HSc, Surrey and Bus (New MBA program).
- d) All projected graduate program FTE's from 2007/08 are estimated at 1.0 x projected headcount. For 2006/07 and earlier, actual TUPC EWk7 FTE's are provided.
- e) Surrey enrollment plan for graduate and undergraduate programs is preliminary (see attached).
- f) Graduate Health Sciences enrollment plan as per plan submitted to Analytical Studies by Craig Janes on January 22, 2007.
- g) Undergraduate Health Sciences enrollment projections remain unchanged from Spring 2006 Senate approved enrollment plan.
- h) Copied the Senate-approved undergraduate enrollment plan for enrollments in 2007/08 to 2011/12. Enrollments in 2012/13 and beyond remain at 2011/12 levels. Further revisions to this plan on Feb 26th are documented below in footnotes (i) and (o).
- i) Jan 2007: 2007/08 domestic PgmFTE's revised from Senate-approved plan for ApSc (decreased by 100 from 2976 to 2876) and Bus (increased by 100 from 1654 to 1754).  
 Feb 15, 2007: Further adjusted UG domestic BUS for 2007/08 thru 2009/10 to 1,829 (Pgm FTE target equal to 2006/07 actual enrollment)  
 To accommodate increases to BUS FTE targets, Pgm FTE's in ApSc and FASS were each reduced by 37.5, 67.5 and 12.5 FTE's in 2007/08 thru 2009/10.
- j) UG int'l enrollments distributed across faculties in similar proportions to 2006/07; total int'l = 9% of funded UG in 2007/08; increased to 10% starting in 2008/09.
- k) 2006/07 UG Undeclared/Open Learning includes 25.0 undeclared FTE's and 74.7 Open Learning FTE's - all counted under domestic UG Burnaby/Vancouver.
- l) Projected 2012/13 thru 2014/15 AVED funding and enrollments at same funding level as 2011/12.
- n) SFU tfr'd 163 and 297 and 1159 UG program FTE's from ministry targets in 06/07, 07/08 and 09/10 to graduate targets. This is reflected in AVED funding amts.
- o) Feb 26, 2007: For graduate expansion, swapped 56 FTE in AVED funding from UG to grad.  
 Decreased HSc UG enrol plan by 56; this was offset by existing plan for 58 incremental grad HSc FTE's (revised to 56 incremental).  
 Increased Grad non-premium Bby enrollments by 26 in Sci, 2 in ApSc + 18 in ApSc (Cmns), 20 in FASS, 8 in Bus (PhD), and 10 in Educ.  
 Including the 56 incremental in HSc, total graduate expansion = 140 FTE, with 60% (or 84 FTE) in Science programs and 40% (or 56 FTE) in other programs.  
 Assume AVED grad funding for Bby/Vanc from 2010/11 onward is held constant at 2009/10 levels; only Surrey funding continues to grow at 100 FTE/year.  
 Increased graduate premium enrollment plan by an additional 40 FTE for the New MBA program.
- p) Updated 2005/06 and 2006/07 internally reported graduate FTE's with EWK7 TUPC graduate program FTE's.
- q) Swapped 22.9 graduate Educ Program FTE's from Premium to Non-Prem for the change in fee type for MA, Med Counselling Psychology.
- r) Revised HSc FTE UG/G swap. Changed from -56 UG to -63 UG; this was offset by existing plan for 58 incremental grad HSc FTE's (revised to 63 incremental).
- s) Reduced FAS UG FTE target by 48; increased EDUC UG FTE by 48 to accommodate a PDP cohort.
- t) Revised ICLM matrix to increase total HSc AFTE's projected from HSc PgmFTEs; assume the ratio of HSc AFTE:PgmFTE=0.90.  
 Assume each HSc PgmFTE consumes AFTE's distributed as follows: 56% HSc, 34% Sci, 8% Arts, 4% ApSc.
- u) Revised HSc FTE UG/G swap (again). Changed from -63 UG to -56 UG; this was offset by existing plan for +58 grad HSc FTE's (revised from 63 incremental).
- v) April 12, 2007. Updated historical program FTE's (2001/02 thru 2005/06) by domestic/international, campus site and premium/non-premium.
- w) May 23, 2007. Revised HSc FTE UG/G swap (again) from -56 UG to -63 UG; offset by existing plan for 58 incremental grad HSc FTE's (revised to 63 incremental).

# SFU Undergraduate Enrollment: Actual and Planned

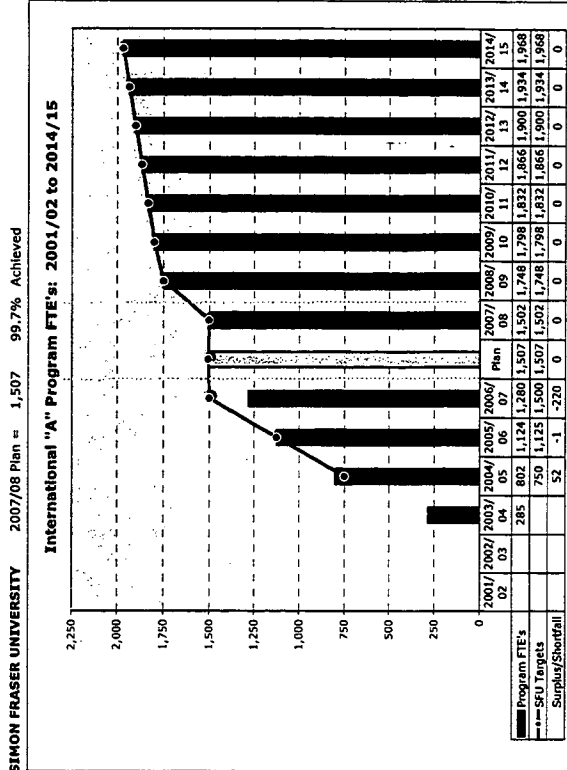
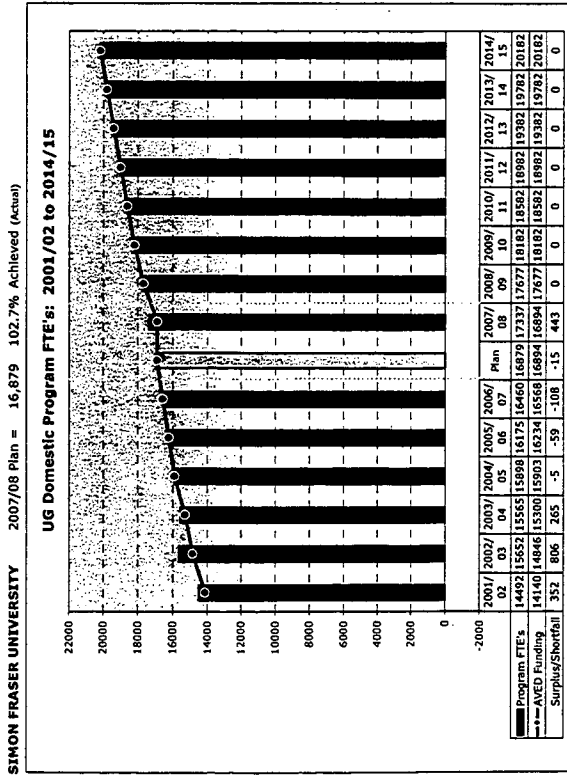
## Simon Fraser University: Visual Undergraduate Enrollment Plan (PgmFTE's) February 5, 2008

This document provides a visual overview of the SFU undergraduate enrollment trends and enrollment plan. Domestic (funded) and international (full cost recovery) enrollments are each provided separately. Each chart focuses on three time ranges, with each range providing slightly different information:

- 1) 2001/02 through 2006/07 provides actual enrollments.
- 2) 2007/08 shows planned enrollments (yellow) vs. actual enrollment (red).
- 3) 2008/09 through 2014/15 shows planned enrollments.

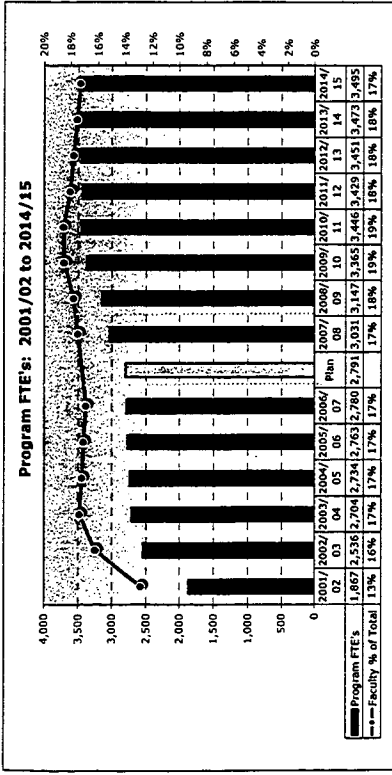
A separate pair of charts for each faculty is provided on the following pages, with domestic enrollment trends on the left side of the page and international enrollments on the right. In each of these displays, the bar charts indicate the enrollment volume; the line chart represents the faculty's % share of the total university undergraduate enrollment.

These are EWK3 program FTE's. Domestic program FTE's are reported to AVED for funding purposes.




# SFU Undergraduate Enrollment: Actual and Planned

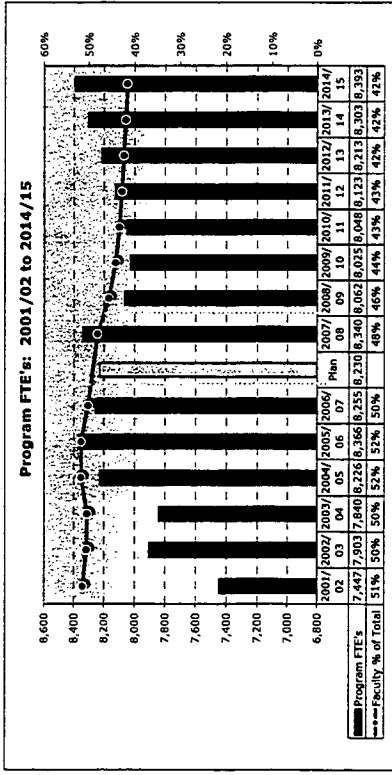
APPLIED SCIENCES 2007/08 Plan = 2,791 108.6% Achieved (Projection)



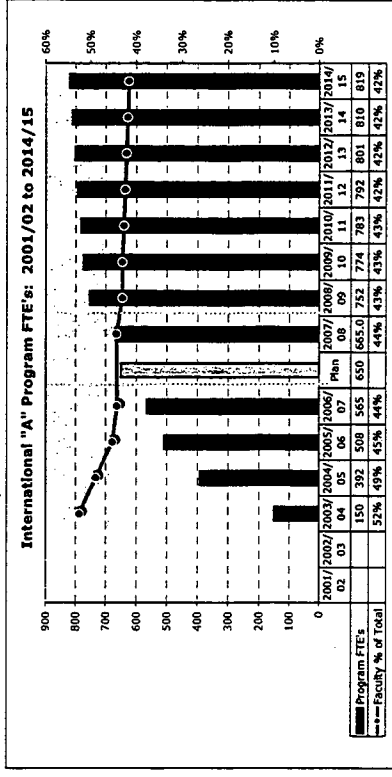
APPLIED SCIENCES 2007/08 Plan = 261 94.0% Achieved



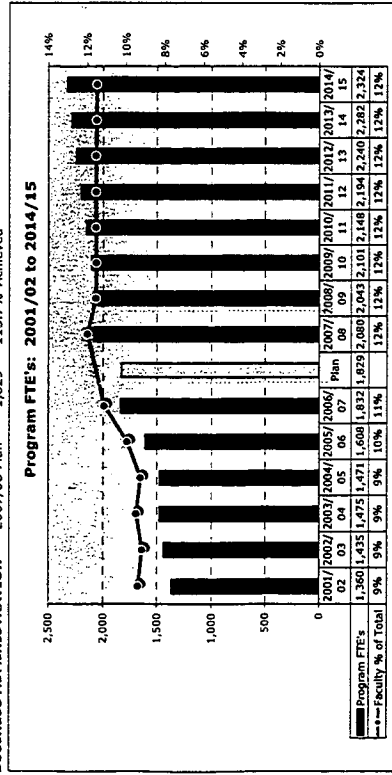
ARTS & SOCIAL SCIENCES 2007/08 Plan = 8,230 101.3% Achieved



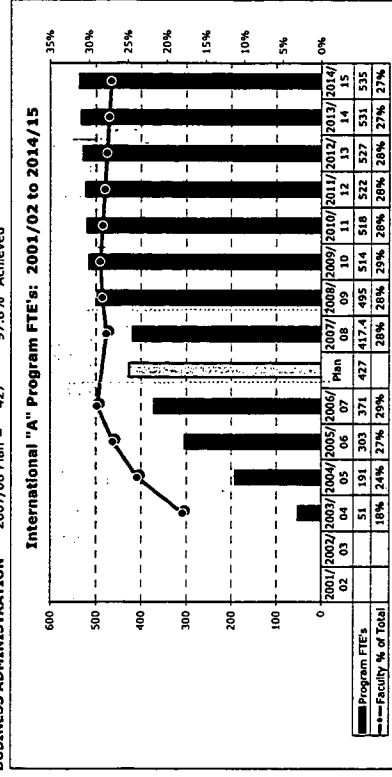
ARTS & SOCIAL SCIENCES 2007/08 Plan = 650 102.3% Achieved



BUSINESS ADMINISTRATION 2007/08 Plan = 1,829 113.7% Achieved



BUSINESS ADMINISTRATION 2007/08 Plan = 427 97.8% Achieved






# SFU Undergraduate Enrollment: Actual and Planned

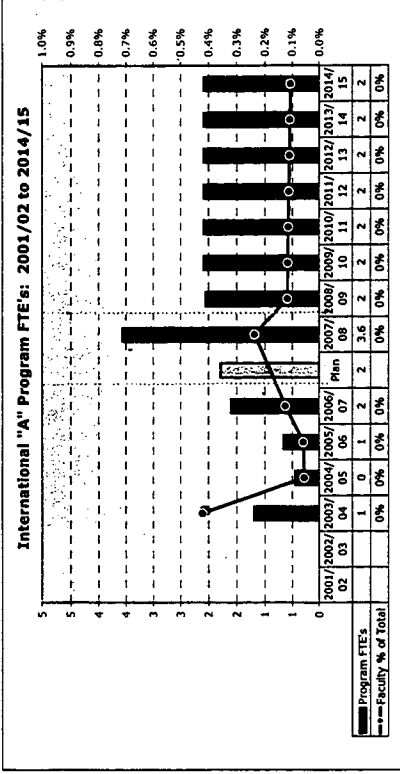
EDUCATION

2007/08 Plan = 983 99.9% Achieved



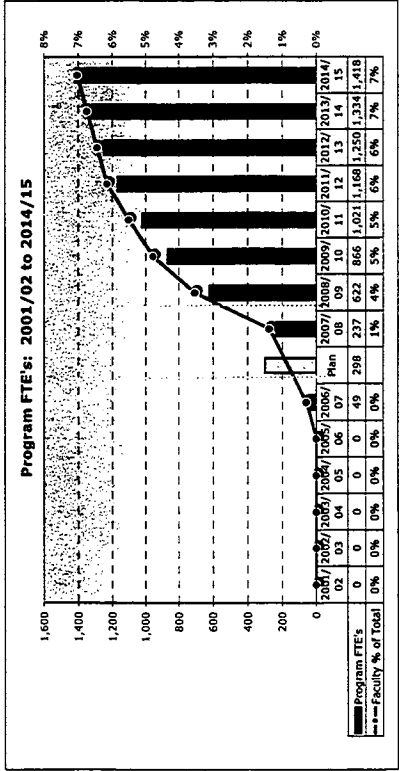
EDUCATION

2007/08 Plan = 2 199.6% Achieved



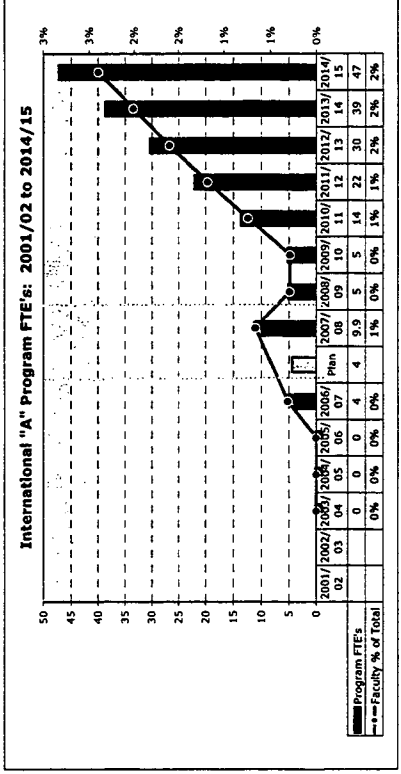
HEALTH SCIENCES

2007/08 Plan = 298 79.6% Achieved



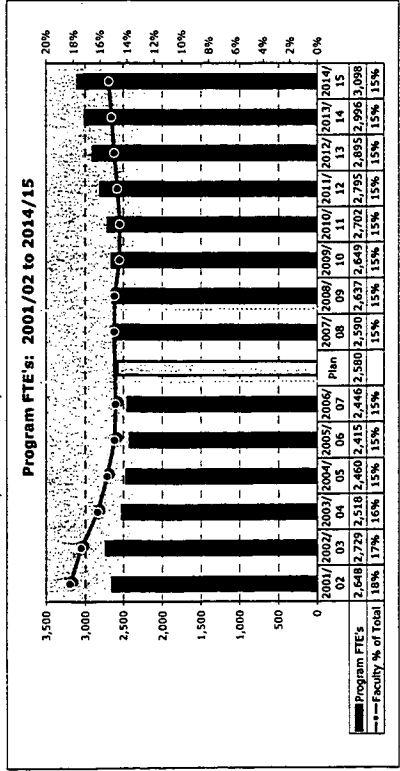
HEALTH SCIENCES

2007/08 Plan = 4 224.3% Achieved



SCIENCE

2007/08 Plan = 2,580 100.4% Achieved



SCIENCE

2007/08 Plan = 160 100.2% Achieved

