

MEMO

Senate Committee on  
International Activities

SFU International  
SH 2100  
8888 University Drive  
Burnaby, BC V5A 1S6

ATTENTION: Members of Senate


FROM: Joy Johnson, Chair of SCIA and Vice-President Research

RE: Senate Committee on International Activities Annual Report 2017

DATE: May 03, 2018

Please find attached the annual report for the Senate Committee on International Activities.

Yours truly,



Joy Johnson  
VP, Research and International  
Chair, Senate Committee on International Activities

**SIMON FRASER UNIVERSITY**  
**SENATE COMMITTEE ON INTERNATIONAL ACTIVITIES (SCIA)**  
**ANNUAL REPORT TO SENATE**  
January – December 2017

---

**1. Introduction**

The Senate Committee on International Activities (SCIA) is a Standing Committee (Reporting Category “B”) established under the terms of the University Policy on International Activities (GP 23). The terms of reference and Committee composition can be found at: <http://www.sfu.ca/senate/senate-committees/scia.html>. The University Policy on International Activities can be found at <http://www.sfu.ca/policies/gazette/general/gp23.html>.

In 2017, SCIA met 4 times, with additional special meetings and electronic approvals called as required. This Annual Report highlights the issues dealt with by the Committee over the course of the year. Senators wishing more detailed information concerning SCIA’s deliberations and/or the approved minutes of the meetings may find them at: <http://www.sfu.ca/senate/senate-committees/scia.html>

Senators are welcome to contact the Committee’s secretary by email: [scia@sfu.ca](mailto:scia@sfu.ca) for further information.

**1.1 SCIA Members**

<b>Members</b>
Vice-President, Research
Vice-President, Academic (or designate)
Associate Vice-President, Students (or designate)
Executive Director, SFU International
Faculty Member, Applied Sciences (vacant)
Faculty Member, Arts/Social Sciences
Faculty Member, Business Administration
Faculty Member, Communication, Art/Technology (vacant)
Faculty Member, Education
Faculty Member, Environment
Faculty Member, Health Sciences
Faculty Member, Science
Faculty Member, Lifelong Learning
Undergraduate Student (at-large)
Graduate Student (at-large)
Recording Secretary (non-voting)

## 1.2 2017 SCIA Meetings Dates

February 2, 2017
March 30, 2017
May 18, 2017
July 27, 2017
September 28, 2017
November 23, 2017

Current SCIA membership and meeting dates are available at:

<http://www.sfu.ca/senate/senate-committees/scia.html>

## 2. Received for Approval

- 2.01 Field School (Canada, Belgium, Italy & Latvia) – NATO Defense College [Feb]
- 2.02 Letter of Intent between Universidad del Valle de Guatemala (Guatemala City, Guatemala) and Simon Fraser University [Feb]
- 2.03 Student Mobility Agreement between the Indian Institute of Technology, Bombay (IIT Bombay)(Bombay, India) and Simon Fraser University [Feb]
- 2.04 Memorandum of Understanding between the Indian Institute of Technology, Delhi (IIT Delhi) (Delhi, India) and Simon Fraser University. [Feb]
- 2.05 Letter of Intent between Beijing HuanYu ZhiDa International Education Consulting Co., Ltd (Beijing, China) and the Faculty of Education at Simon Fraser University [Feb]
- 2.06 Student Mobility Agreement with Antai College of Economics and Management, Shanghai Jiao Tong University (Shanghai, China) and Simon Fraser University [Mar]
- 2.07 Student Mobility Agreement with School of Economics and Management, Tongji University (Shanghai, China) and Simon Fraser University [Mar]
- 2.08 Student Mobility Agreement with School of Management, Fudan University (Shanghai, China) and Simon Fraser University [Mar]
- 2.09 Letter of Intent with University of Kent (Canterbury, England) and Simon Fraser University [Mar]
- 2.10 Letter of Intent with Max Planck Society for the Advancement of Science (Munich, Germany) and Simon Fraser University [Mar]
- 2.11 Contribution Agreement – Phase VI China Council for International Cooperation on Environment and Development [Mar]

- 2.12 Scholarship Agreement - The National Commission for Scientific and Technological Research of the Republic of Chile (CONICYT)(Chile) and Simon Fraser University [Jul]
- 2.13 Letter of Intent with Hohai University (Nanjing, China) and Simon Fraser University [Jul]
- 2.14 Student Mobility Agreement with Kedge Business School (Talence, France) and Beedie School of Business, Simon Fraser University [Jul]
- 2.15 Letter of Intent with Universidad Autonoma Metropolitana (Mexico City, Mexico) and Simon Fraser University [Jul]
- 2.16 Course Proposal: HSCI 891 – Special Topics in Global Migrant Health at University of California (San Diego, California) [Jul]
- 2.17 Memorandum of Understanding with MITACS Globalink India Initiative and Simon Fraser University [Sept]
- 2.18 Memorandum of Understanding with Xi’an Jiaotong University (Xi’an, China) and Simon Fraser University [Sept]
- 2.19 Bioarchaeology Field School – University of the Algarve (Algarve, Portugal) [Sept]
- 2.20 Memorandum of Understanding with CASCADIA Innovation Network (USA/Canada) and Simon Fraser University [Nov]
- 2.21 Letter of Intent with Jiangsu Second Normal University (Jiangsu, China) and Simon Fraser University [Nov]

### 3. **2017 Study Abroad Program Statistics (Appendix A)**

Statistics report only on International Services for Students’ activity.

Reports A and B provide an overview of activity through the Formal Exchange Program, plus activity through special inbound programs and – new for 2017 – outbound study abroad programs that operate outside of an exchange mechanism. Exchange activity was well-balanced in 2017, as the result of intentional efforts to send and receive equal numbers of student terms.

Report C provides an overview of the Field Schools that operated in 2017. As expected, field school activity increased significantly from 2016. The number of students participating in field schools increased by 90% over 2016 as the result of an increase in field school offerings. Three brand new field schools were offered in 2017 (NATO Political Sciences, London & Lake District English, and International Perspective on Cybercrime in Criminology), and one was brought back after a 7-year hiatus (Greece Hellenic Studies).

Report D shows total study abroad program activity by country, which remains similar to 2016. The top five countries with whom SFU had the most activity overall (both inbound and outbound) in 2017 were France, England, Netherlands, Hong Kong, and Italy. The five most popular exchange destinations for SFU students in 2017 were France, England, South Korea, Australia, and Netherlands.

Reports E and F show outbound student activity by faculty and department/program, respectively. As in 2016, the two faculties accounting for the most activity are the Faculty of Arts and Social Sciences, and the Beedie School of Business. At the department or program level, the five areas sending the most students are the Beedie School of Business, Political Science, Communication, French, and International Studies. Activity from Political Science increased in 2017 primarily as a result of their new NATO Field School.

**4. International Co-op Program (information from co-op) (Appendix B)**

Compared to last year, Fall 2017 saw a huge drop (30% compared to Spring 2016). After looking at the faculty placement list, the largest drop was in the Engineering and Mechatronics Programs (~60%).

**5. SFU International Awards**

Chris Dagg Award

12 applications were considered and awarded 1

Griffith University - SFU Travel

SFU received 3 applications and 3 awarded

Griffith received 4 applications and 4 awarded


International Engagement Fund

Received 12 applications and funded 6

Staff Internationalization Fund

Received 6 applications and funded 1

**7. Signature**



Joy Johnson, Chair  
Senate Committee on International Activities

Date: May 3/18



## Appendix A

# 2017 SCIA: SFU Study Abroad Program Statistics

## Overall Summary

Enclosed is the 2017 Study Abroad Programs report for programs administered by International Services for Students.

Reports A and B provide an overview of activity through the Formal Exchange Program, plus activity through special inbound programs and – new for 2017 – outbound study abroad programs that operate outside of an exchange mechanism. Exchange activity was well-balanced in 2017, as the result of intentional efforts to send and receive equal numbers of student terms.

Report C provides an overview of the Field Schools that operated in 2017. As expected, field school activity increased significantly from 2016. The number of students participating in field schools increased by 90% over 2016 as the result of an increase in field school offerings. Three brand new field schools were offered in 2017 (NATO Political Sciences, London & Lake District English, and International Perspective on Cybercrime in Criminology), and one was brought back after a 7-year hiatus (Greece Hellenic Studies).

Report D shows total study abroad program activity by country, which remains similar to 2016. The top five countries with whom SFU had the most activity overall (both inbound and outbound) in 2017 were France, England, Netherlands, Hong Kong, and Italy. The five most popular exchange destinations for SFU students in 2017 were France, England, South Korea, Australia, and Netherlands.

Reports E and F show outbound student activity by faculty and department/program, respectively. As in 2016, the two faculties accounting for the most activity are the Faculty of Arts and Social Sciences, and the Beedie School of Business. At the department or program level, the five areas sending the most students are the Beedie School of Business, Political Science, Communication, French, and International Studies. Activity from Political Science increased in 2017 primarily as a result of their new NATO Field School.

Please contact Kris Torno, Manager, International Mobility: [international\\_exchange@sfu.ca](mailto:international_exchange@sfu.ca) if there are any questions pertaining to the enclosed.

### SCIA Report A: SFU Formal Exchange Program and Study Abroad Activity by Year 2017: Data View

Year***	Formal Exchange				Outbound Study Abroad**		Inbound Study Abroad* (Fee-Paying)			Inbound Special Programs				
	Outbound (from SFU)		Inbound (to SFU)		Term Count	Unique Student Count	International Rate		Domestic Rate	Grenoble Ecole de Management (Beedie)	Zhejiang Inbound Students *** (Offset for CMPT DDP)		Bocconi, Italy (Beedie)	BI Norway (Beedie)
	Term Count	Unique Student Count	Term Count	Unique Student Count			Term Count	Unique Student Count	Term Count	Term Count and Unique Student Count	Term Count	Unique Student Count	Term Count and Unique Student Count	Term Count and Unique Student Count
2017	277	275	268	266	8	8	6	6		30	3	3		
2016	252	252	256	251			13	13		34	6	6		
2015	290	289	269	266			5	5		28	8	8		
2014	252		260				6			29				
2013	253		319				6							
2012	243		332				5							
2011	234		320				18		2					2
Fall 2010	110		188				13		2					2
2009/10	245		312				5		12			28	18	
2008/09	243		280				9		11			28	38	
2007/08	244		280				13		23			26	13	
2006/07	198		190				8		10			28	16	
2005/06	150		252									28	14	
2004/05		146		183										
2003/04		141		163										
2002/03		120		122										
2001/02		97		118										
2000/01		78		132										
1999/00		88		125										
1998/99		65		47										
1997/98		69		24										
1996/97		70		26										
1995/96		34		12										
1994/95		24		2										
1993/94		18		1										
1992/93		1		0										

Notes:

\*Inbound Study Abroad refers to inbound students who attend SFU for 1 to 3 terms under the terms of a formal agreement with another institution. Students pay international, or in special circumstances domestic, tuition rates.

\*\*Outbound Study Abroad refers to SFU who students who attend a partner institution for 1 to 3 terms under the terms of a formal agreement with another institution. Students pay tuition fees directly to their host institution.

\*\*\* Years 1992/93 - 2009/10 were reported by Academic Year (Fall, Spring, Summer). Years 2011 to present were reported by Calendar Year (Spring, Summer Fall). The Fall 2010 term was reported separately.

Over time, annual numbers have been reported in terms of either term counts or unique student counts, as represented above. Beginning in the 2015 calendar year, numbers are reported in both ways.

2017 Statistics: The above unique student counts include some students who began their programs in the 2016 calendar year:

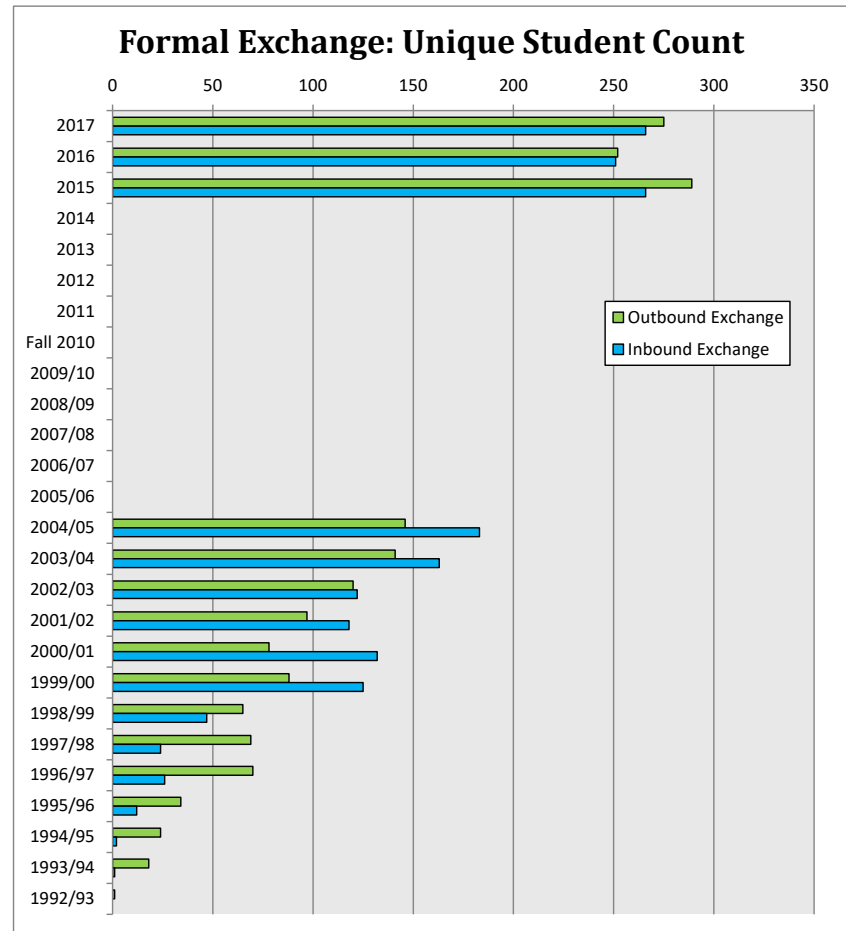
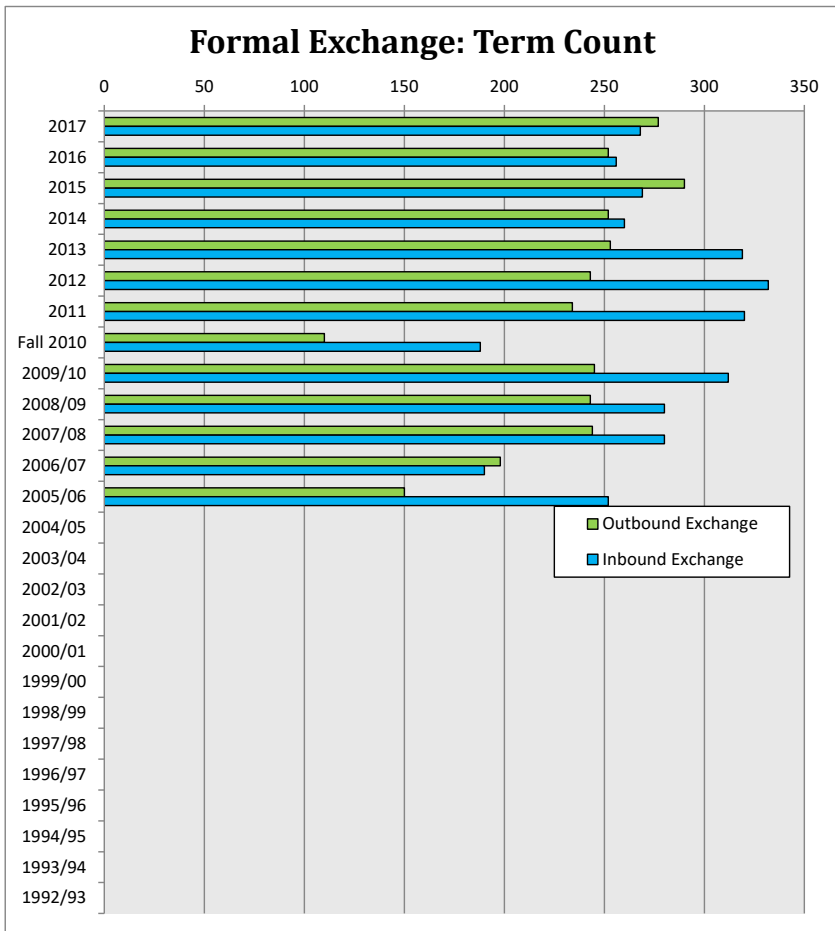
Outbound exchange: 24

Inbound exchange: 42

Inbound study abroad: 3

Special program, Zhejiang: 1

# SCIA Report A: SFU Formal Exchange Program and Study Abroad Activity by Year 2017: Chart View





### SCIA Report B: SFU Formal Exchange Program Summary by Institution 2017

Country	Institution	Outbound Exchange									Inbound Exchange									
		Spring		Summer		Fall		TOTAL			Spring		Summer		Fall		TOTAL			
		Term Count	FTE Count	Term Count	FTE Count	Term Count	FTE Count	Term Count	FTE Count	Unique Student Count	Term Count	FTE Count	Term Count	FTE Count	Term Count	FTE Count	Term Count	FTE Count	Unique Student Count	
Australia	Australian National University	3	1.5					3	1.5	3										
	Deakin University	2	1	1	0.5			3	1.5	3	1	0.5					1	0.5	1	
	Griffith University	1	0.5	1	0.5			2	1	2				2	1	2	1	2	2	
	Macquarie University	5	2.5					5	2.5	4	2	1			2	1	4	2	4	
	Monash University	6	3	2	1			8	4	8				3	1.5	3	1.5	3	3	
	Murdoch University										1	0.5			1	0.5	2	1	2	2
	Queensland University of Technology	1	0.5					1	0.5	1	4	2			1	0.5	5	2.5	5	5
Austria	Vienna University of Economics and Business Administration	3	1.5	3	0.75	3	1.5	9	4.5	9	2	1			2	1	4	2	4	
Belgium	Université Catholique de Louvain	1	0.5					1	0.5	1										
Canada	HEC Montréal					2	1	2	1	2										
	Université de Montréal	1	0.5			1	0.5	2	1	2	1	0.5					1	0.5	1	
	Université Laval	2	1					2	1	2										
Chile	Pontificia Universidad Católica de Chile										1	0.5					1	0.5	1	
China	Renmin University of China	1	0.5					1	0.5	1				1	0.5	1	0.5	1	1	
	Tsinghua University	2	1			2	1	4	2	4				4	2	4	2	4	4	
Czech Republic	Charles University	3	1.5			1	0.5	4	2	4				1	0.5	1	0.5	1	1	
	University of Economics, Prague	2	1			2	1	4	2	4	3	1.5			1	0.5	4	2	4	
Denmark	Aarhus University			1	0.25			1	0.5	1										
	Copenhagen Business School	2	1	3	0.75	2	1	7	3.5	7				5	2.5	5	2.5	5	5	
	University of Copenhagen	3	1.5			1	0.5	4	2	4	1	0.5		3	1.5	4	2	4	4	
Ecuador	Universidad San Francisco de Quito										2	1		1	0.5	3	1.5	3	3	
England	University College London										3	1.5			2	1	5	2.5	5	
	University of Bath	10	5					10	5	10	2	1			6	3	8	4	8	
	University of Birmingham					1	0.5	1	0.5	1	1	0.5		1	0.5	2	1	2	2	
	University of East Anglia	1	0.5	1	0.25	1	0.5	3	1.5	3										
	University of Leeds			1	0.667	2	1	3	1.5	3	3	1.5		3	1.5	6	3	6	6	
	University of Leicester	1	0.5					1	0.5	1										
	University of Manchester	1	0.5					1	0.5	1	2	1			2	1	4	2	4	
	University of Nottingham					1	0.5	1	0.5	1										
	University of Sussex	6	3			1	0.5	7	3.5	7	5	2.5			1	0.5	6	3	6	
		University of the South Pacific													1	0.5	1	0.5	1	1
Fiji	University of the South Pacific													1	0.5	1	0.5	1	1	
Finland	Aalto University	1	0.5	1	0.25	2	1	4	2	4	1	0.5			1	0.5	2	1	2	
France	EMLYON Business School										2	1			2	1	4	2	4	
	ESCP Europe			1	0.25	2	1	3	1.5	3	2	1			1	0.5	3	1.5	3	
	Grenoble Ecole de Management	3	1.5			1	0.5	4	2	4	2	1			1	0.5	3	1.5	3	
	Institut d'Etudes Politiques d'Aix-en-Provence	3	1.5					3	1.5	3	1	0.5			2	1	3	1.5	3	
	Institut d'Etudes Politiques de Bordeaux	3	1.5			3	1.5	6	3	6				3	1.5	3	1.5	3	3	
	Institut d'Etudes Politiques de Strasbourg	3	1.5			3	1.5	6	3	6	1	0.5			2	1	3	1.5	3	
	Sciences Po	2	1			1	0.5	3	1.5	3	7	3.5			5	2.5	12	6	12	
	Université François Rabelais	3	1.5			5	2.5	8	4	8	2	1			2	1	4	2	2	
		Humboldt Universität zu Berlin	1	0.5			1	0.5	2	1	2				1	0.5	1	0.5	1	1
	Germany	Ludwig-Maximilians-Universität Munchen	2	1			1	0.5	3	1.5	3	2	1			4	2	6	3	6
	Technische Universität Darmstadt												1	0.5			1	0.5	1	

Country	Institution	Outbound Exchange									Inbound Exchange								
		Spring		Summer		Fall		TOTAL			Spring		Summer		Fall		TOTAL		
		Term Count	FTE Count	Term Count	FTE Count	Term Count	FTE Count	Term Count	FTE Count	Unique Student Count	Term Count	FTE Count	Term Count	FTE Count	Term Count	FTE Count	Term Count	FTE Count	Unique Student Count
	Universität Mannheim	3	1.5			1	0.5	4	2	4					3	1.5	3	1.5	3
	University of Cologne					1	0.5	1	0.5	1					1	0.5	1	0.5	1
Ghana	University of Ghana	2	1			1	0.5	3	1.5	3					1	0.5	1	0.5	1
Hong Kong	Chinese University of Hong Kong	2	1	1	0.25	6	3	9	4.5	9	6	3			5	2.5	11	5.5	11
	City University of Hong Kong										3	1.5			2	1	5	2.5	5
	Hong Kong Baptist University	1	0.5					1	0.5	1					1	0.5	1	0.5	1
	University of Hong Kong	2	1			2	1	4	2	4	9	4.5			2	1	11	5.5	11
Ireland	University College Dublin	3	1.5			2	1	5	2.5	5	4	2					4	2	4
Italy	Università Commerciale Luigi Bocconi	2	1			3	1.5	5	2.5	5					4	2	4	2	4
Japan	Kansai Gaidai University	3	1.5			4	2	7	3.5	7									
	Kwansei Gakuin University					1	0.5	1	0.5	1					1	0.5	1	0.5	1
	Meiji Gakuin University	1	0.5			3	1.5	4	2	4	1	0.5					1	0.5	1
	Ritsumeikan Asia Pacific University										1	0.5			1	0.5	2	1	2
	Ritsumeikan University					1	0.5	1	0.5	1					3	1.5	3	1.5	3
	Waseda University					1	0.5	1	0.5	1	1	0.5			4	2	5	2.5	5
Mexico	Tecnológico de Monterrey	1	0.5					1	0.5	1									
	Universidad de las Americas, Puebla					1	0.5	1	0.5	1	1	0.5					1	0.5	1
Morocco	Al Akhawayn University														1	0.5	1	0.5	1
	EMLYON Business School			1	0.33333			1	0.5	1									
Netherlands	Eindhoven University of Technology														1	0.5	1	0.5	1
	Hague University of Applied Science	2	1					2	1	2	1	0.5					1	0.5	1
	Maastricht University	4	2					4	2	4	2	1			2	1	4	2	4
	Universiteit Utrecht	3	1.5			3	1.5	6	3	6					3	1.5	3	1.5	3
	Universiteit van Amsterdam	4	2			1	0.5	5	2.5	5	3	1.5			4	2	7	3.5	7
New Zealand	University of Auckland	1	0.5					1	0.5	1	1	0.5			1	0.5	2	1	2
	University of Canterbury	1	0.5					1	0.5	1					1	0.5	1	0.5	1
Norway	BI Norwegian Business School	1	0.5					1	0.5	1									
	University of Oslo	1	0.5					1	0.5	1									
Philippines	De La Salle University			1	0.5	2	1	3	1.5	3									
Poland	Warsaw School of Economics	1	0.5					1	0.5	1					1	0.5	1	0.5	1
Scotland	University of Glasgow	3	1.5			1	0.5	4	2	4	2	1			5	2.5	7	3.5	7
	University of Stirling										1	0.5					1	0.5	1
	University of Strathclyde										1	0.5					1	0.5	1
Singapore	Nanyang Technological University	3	1.5			1	0.5	4	2	4	1	0.5			4	2	5	2.5	5
	National University of Singapore	6	3	2	0.5	4	2	12	6	12	6	3			3	1.5	9	4.5	9
South Africa	University of Cape Town	1	0.5					1	0.5	1									
South Korea	Korea Advanced Institute of Science and Technology	3	1.5					3	1.5	2									
	Korea University	2	1	2	0.5	2	1	6	3	6	2	1					2	1	2
	Seoul National University	3	1.5			5	2.5	8	4	8	2	1			2	1	4	2	4
	Yonsei University	2	1			6	3	8	4	8	4	2					4	2	4
Spain	Universidad Carlos III de Madrid	1	0.5					1	0.5	1	2	1			1	0.5	3	1.5	3
	Universitat Pompeu Fabra	2	1			2	1	4	2	4	2	1			1	0.5	3	1.5	3
	University of Navarra														1	0.5	1	0.5	1
Sweden	Lund University	5	2.5			1	0.5	6	3	6	1	0.5			6	3	7	3.5	7
	Malmö University	2	1			1	0.5	3	1.5	3									
	Uppsala Universitet	1	0.5					1	0.5	1	1	0.5			1	0.5	2	1	2
Switzerland	Université de Lausanne	1	0.5			1	0.5	2	1	2	1	0.5			1	0.5	2	1	2
Taiwan	National Chengchi University														1	0.5	1	0.5	1
	National Taiwan Normal University														1	0.5	1	0.5	1
	National Taiwan University	3	1.5					3	1.5	3					6	3	6	3	6

Country		Institution		Outbound Exchange						Inbound Exchange											
				Spring		Summer		Fall		TOTAL			Spring		Summer		Fall		TOTAL		
				Term Count	FTE Count	Term Count	FTE Count	Term Count	FTE Count	Term Count	FTE Count	Unique Student Count	Term Count	FTE Count	Term Count	FTE Count	Term Count	FTE Count	Term Count	FTE Count	Unique Student Count
Thailand	Chulalongkorn University	1	0.5					1	0.5	1											
Turkey	Koç University					1	0.5	1	0.5	1	1	0.5			2	1	3	1.5	3		
United Arab Emirates	American University of Sharjah	1	0.5					1	0.5	1	1	0.5			1	0.5	2	1	2		
USA	Northeastern University										1	0.5			2	1	3	1.5	3		
	San Diego State University					2	1	2	1	2	3	1.5			1	0.5	4	2	4		
<b>Grand Total</b>				<b>156</b>	<b>78</b>	<b>22</b>	<b>7.25033</b>	<b>99</b>	<b>49.5</b>	<b>277</b>	<b>138.5</b>	<b>275</b>	<b>119</b>	<b>59.5</b>	<b>1</b>	<b>0.5</b>	<b>148</b>	<b>74</b>	<b>268</b>	<b>134</b>	<b>266</b>



## SCIA Report C: SFU Field Schools Statistics 2017

Total Programs:	7
Total Participants:	97

**Spring 2017 (no field schools offered)**

**Summer 2017**

Program	SFU Department or Faculty	Field School Director	Country	Number of times program has run (including 2017)	Number of participants	Participants: Level of Study	Participants: Faculty(ies)
Berlin	School for the Contemporary Arts	Judy Radul	Germany	2	10	Undergraduate: 10 Graduate: 0	FCAT (9) FASS (1)
dutchDesign: SIAT	School for the Contemporary Arts	Russell Taylor	Netherlands	3	12	Undergraduate: 12 Graduate: 0	FCAT (11) BUS (1)
Greece Field School	Hellenic Studies	Dimitris Krallis	Greece	1 (program resumed following 7-year hiatus)	9	Undergraduate: 9 Graduate: 0	FASS (7) BUS (1) FHS (1)
International Perspectives on Cybercrime: Scotland	Criminology	Richard Frank	Scotland	1	11	Undergraduate: 11 Graduate: 0	FASS (11)
London & Lake District Field School: English and Contemporary Arts	English and School for the Contemporary Arts	Michelle Levy	England	1	15	Undergraduate: 13 Graduate: 2	FASS (12) FCAT (2) BUS (1)
Prague Humanities	Humanities	Eleanor Stebner	Czech Republic	21	9	Undergraduate: 9 Graduate: 0	FASS (8) BUS (1)
Political Science, NATO Field School	Political Science	Alexander Moens	Belgium, Italy	1	31	Undergraduate: 30 Graduate: 1	FASS (28) FCAT (1) BUS (1) FAS (1)

**Fall 2017 (no field schools offered)**

**SCIA Report D: Total Study Abroad Program Participation by Country 2017  
(Ordered Alphabetically)**

Country	Outbound Exchange Students	Outbound Field School Students	Outbound Study Abroad Students	TOTAL Outbound Students	Inbound Exchange Students	Inbound Non-Exchange Students	TOTAL Inbound Students	TOTAL STUDENT ACTIVITY
Australia	21			21	17		17	38
Austria	9			9	4		4	13
Belgium	1	31*		32			0	32
Canada	6			6	1		1	7
Chile				0	1		1	1
China	5			5	5	3	8	13
Czech Republic	8	9		17	5		5	22
Denmark	12			12	9		9	21
Ecuador				0	3		3	3
England	27	15		42	31		31	73
Fiji				0	1		1	1
Finland	4			4	2		2	6
France	33			33	33	30	63	96
Germany	10	10		20	12	1	13	33
Ghana	3			3	1		1	4
Greece		9		9			0	9
Hong Kong	14			14	28		28	42
Ireland	5			5	4		4	9
Italy	5	31*		36	4		4	40
Japan	14			14	12		12	26
Mexico	2			2	1		1	3
Morocco	1			1	1		1	2
Netherlands	17	12		29	16		16	45
New Zealand	2			2	3		3	5
Norway	2			2			0	2
Philippines	3			3			0	3
Poland	1			1	1		1	2
Scotland	4	11		15	9		9	24
Singapore	16			16	14		14	30
South Africa	1			1			0	1
South Korea	24			24	10	1	11	35
Spain	5			5	7		7	12
Sweden	10			10	9	4	13	23
Switzerland	2			2	2		2	4
Taiwan	3			3	8		8	11
Thailand	1			1			0	1
Turkey	1			1	4		4	5
United Arab Emirates	1			1	2		2	3
USA	2		8	10	7		7	17
<b>Grand Total</b>	<b>275</b>	<b>128</b>	<b>8</b>	<b>411</b>	<b>267</b>	<b>39</b>	<b>306</b>	<b>717</b>

**SCIA Report D: Total Study Abroad Program Participation by Country 2017  
(Ordered by Total Student Activity)**

Country	Outbound Exchange Students	Outbound Field School Students	Outbound Study Abroad Students	TOTAL Outbound Students	Inbound Exchange Students	Inbound Non-Exchange Students	TOTAL Inbound Students	TOTAL STUDENT ACTIVITY
France	33			33	33	30	63	96
England	27	15		42	31		31	73
Netherlands	17	12		29	16		16	45
Hong Kong	14			14	28		28	42
Italy	5	31*		36	4		4	40
Australia	21			21	17		17	38
South Korea	24			24	10	1	11	35
Germany	10	10		20	12	1	13	33
Belgium	1	31*		32			0	32
Singapore	16			16	14		14	30
Japan	14			14	12		12	26
Scotland	4	11		15	9		9	24
Sweden	10			10	9	4	13	23
Czech Republic	8	9		17	5		5	22
Denmark	12			12	9		9	21
USA	2		8	10	7		7	17
Austria	9			9	4		4	13
China	5			5	5	3	8	13
Spain	5			5	7		7	12
Taiwan	3			3	8		8	11
Greece		9		9			0	9
Ireland	5			5	4		4	9
Canada	6			6	1		1	7
Finland	4			4	2		2	6
New Zealand	2			2	3		3	5
Turkey	1			1	4		4	5
Ghana	3			3	1		1	4
Switzerland	2			2	2		2	4
Ecuador				0	3		3	3
Mexico	2			2	1		1	3
Philippines	3			3			0	3
United Arab Emirates	1			1	2		2	3
Morocco	1			1	1		1	2
Norway	2			2			0	2
Poland	1			1	1		1	2
Chile				0	1		1	1
Fiji				0	1		1	1
South Africa	1			1			0	1
Thailand	1			1			0	1
<b>Grand Total</b>	<b>275</b>	<b>128</b>	<b>8</b>	<b>411</b>	<b>267</b>	<b>39</b>	<b>306</b>	<b>717</b>

Notes

- These numbers represent unique student counts, with the exception noted below.

\* These 31 students participated in a field school that went to both Italy and Belgium. They are double-counted in these numbers.



## SCIA Report E: Outbound Activity\* by Faculty: Summary

Faculty	Exchange	Field School	Study Abroad	TOTAL
APSC	5	1	1	7
ARTS	92	67	1	160
BUS	113	5	5	123
CAT	41	23		64
EDUC	3			3
ENV	6			6
HSCI	8	1		9
SCI	9		1	10
<b>TOTAL</b>	<b>277</b>	<b>97</b>	<b>8</b>	<b>382</b>

\* In cases where students have programs in more than 1 faculty, it is their primary faculty that is used for this report.

Four (4) students are double-counted in these records:

- 2 students completed 2 exchange programs to different locations, and
- 2 students completed both an exchange and either a field school or study abroad program.

## SCIA Report E: Outbound Activity by Faculty: Field Schools

Country	Program	Faculty					TOTAL
		APSC	ARTS	BUS	CAT	HSCI	
Belgium, Italy	Political Science NATO 2017	1	28	1	1		31
Czech Republic	Prague Humanities 2017		8	1			9
England	London & Lake District: English & Contemporary Arts 2017		12	1	2		15
Germany	Berlin School for the Contemporary Arts 2017		1		9		10
Greece	Greece Field School 2017		7	1		1	9
Netherlands	dutchDesign 2017			1	11		12
Scotland	Scotland: International Perspectives on Cybercrime 2017		11				11
<b>TOTAL</b>		<b>1</b>	<b>67</b>	<b>5</b>	<b>23</b>	<b>1</b>	<b>97</b>

## SCIA Report E: Outbound Activity by Faculty: Exchange and Study Abroad

Country	Institution	Faculty								TOTAL
		APSC	ARTS	BUS	CAT	EDUC	ENV	HSCI	SCI	
Australia	Australian National University		1		1			1		3
	Deakin University				1		1	1		3
	Griffith University				2					2
	Macquarie University		3		2					5
	Monash University			5	3					8
	Queensland University of Technology			1						1
Austria	Vienna University of Economics and Business Administration			9						9
Belgium	Université Catholique de Louvain							1		1
Canada	HEC Montréal			2						2
	Université de Montréal		2							2
	Université Laval		2							2
China	Renmin University of China		1							1
	Tsinghua University		1	3						4
Czech Republic	Charles University		4							4
	University of Economics, Prague			4						4
Denmark	Aarhüs University				1					1
	Copenhagen Business School			7						7
	University of Copenhagen		1	1			1	1		4
England	University of Bath		1	7		1		1		10
	University of Birmingham			1						1
	University of East Anglia		1		1		1			3
	University of Leeds		2		1					3
	University of Leicester		1							1
	University of Manchester			1						1
	University of Nottingham		1							1
	University of Sussex		3		4					7
Finland	Aalto University			4						4
France	ESCP Europe			3						3
	Grenoble Ecole de Management			4						4
	Institut d'Etudes Politiques d'Aix-en-Provence		3							3
	Institut d'Etudes Politiques de Bordeaux		6							6
	Institut d'Etudes Politiques de Strasbourg		6							6
	Sciences Po		2	1						3
	Université François Rabelais		7			1				8
Germany	Humboldt Universität zu Berlin		1				1			2
	Ludwig-Maximilians-Universität München		1	1					1	3
	Universität Mannheim			4						4
	University of Cologne				1					1



Country	Institution	Faculty								TOTAL
		APSC	ARTS	BUS	CAT	EDUC	ENV	HSCI	SCI	
Ghana	University of Ghana		2				1			3
Hong Kong	Chinese University of Hong Kong		2	2	2	1		1	1	9
	Hong Kong Baptist University			1						1
	University of Hong Kong			4						4
Ireland	University College Dublin			5						5
Italy	Università Commerciale Luigi Bocconi			5						5
Japan	Kansai Gaidai University		2	1	4					7
	Kwansei Gakuin University		1							1
	Meiji Gakuin University	1			2		1			4
	Ritsumeikan University			1						1
	Waseda University		1							1
Mexico	Tecnológico de Monterrey		1							1
	Universidad de las Americas, Puebla			1						1
Morocco	EMLYON Business School			1						1
Netherlands	Hague University of Applied Science			1	1					2
	Maastricht University			4						4
	Universiteit Utrecht		3		2				1	6
	Universiteit van Amsterdam		3	1	1					5
New Zealand	University of Auckland		1							1
	University of Canterbury						1			1
Norway	BI Norwegian Business School			1						1
	University of Oslo				1					1
Philippines	De La Salle University		2		1					3
Poland	Warsaw School of Economics			1						1
Scotland	University of Glasgow		3						1	4
Singapore	Nanyang Technological University	1	1	2						4
	National University of Singapore	2	2	8						12
South Africa	University of Cape Town			1						1
South Korea	Korea Advanced Institute of Science and Technology		1		1				1	3
	Korea University		2	2	2					6
	Seoul National University	1	2	2					3	8
	Yonsei University		1	3	2			1	1	8
Spain	Universidad Carlos III de Madrid		1							1
	Universitat Pompeu Fabra		3	1						4
Sweden	Lund University		2	3	1					6
	Malmö University				3					3
	Uppsala Universitet		1							1
Switzerland	Université de Lausanne		2							2
Taiwan	National Taiwan University			3						3
Thailand	Chulalongkorn University			1						1
Turkey	Koç University		1							1

Country	Institution	Faculty								TOTAL
		APSC	ARTS	BUS	CAT	EDUC	ENV	HSCI	SCI	
United Arab Emirates	American University of Sharjah		1							1
USA	San Diego State University		1		1					2
	University of California, Berkeley	1	1	5					1	8
<b>TOTAL</b>		<b>6</b>	<b>93</b>	<b>118</b>	<b>41</b>	<b>3</b>	<b>6</b>	<b>8</b>	<b>10</b>	<b>285</b>

**SCIA Report F: Outbound Activity by Department\*  
(Ordered Alphabetically)**

<b>Department / Program</b>	<b>Exchange</b>	<b>Field School</b>	<b>Study Abroad</b>	<b>TOTAL</b>
ARCHAEOLOGY		1		1
BIOSCIENCE	2	1	1	4
BIPHKIN	5	1		6
BUS ADMIN	117	9	5	131
CMNSARTTEC	1			1
COMMUNICAT	33	7		40
COMP SCI	5			5
CONT ARTS	5	9		14
CRIMINOLOGY	8	11		19
DEVSUS PGM	1			1
ECONOMICS	15	1	1	17
EDUCATION	6	2		8
ENG SCI		1	1	2
ENGLISH	3	15		18
ENVIRONMEN	6			6
FRENCH	30			30
GEOGRAPH	5	1		6
HEALTH SCI	9	2		11
HISTORY	15	10		25
HUMANITIES	2	4		6
INTL STUD	20	7		27
ITIA	12	12		24
LINGUISTIC	5	1	1	7
LTI	2			2
MATHEMATIC	1			1
MECH SYS	1			1
MOLECULAR	3			3
PHILOSOPHY	1	4		5
POLI SCI	32	21	1	54
PSYCHOLOGY	12	4		16
RES ENV MT	3			3
SOC ANTHRO	5	3	1	9
STAT ACSC	2			2
WOMENS ST	5	4		9
WORLDLIT	5			5

**SCIA Report F: Outbound Activity by Department\***  
**(Ordered by Total Activity)**

<b>Department / Program</b>	<b>Exchange</b>	<b>Field School</b>	<b>Study Abroad</b>	<b>TOTAL</b>
BUS ADMIN	117	9	5	131
POLI SCI	32	21	1	54
COMMUNICAT	33	7		40
FRENCH	30			30
INTL STUD	20	7		27
HISTORY	15	10		25
ITIA	12	12		24
CRIMINOLGY	8	11		19
ENGLISH	3	15		18
ECONOMICS	15	1	1	17
PSYCHOLOGY	12	4		16
CONT ARTS	5	9		14
HEALTH SCI	9	2		11
SOC ANTHRO	5	3	1	9
WOMENS ST	5	4		9
EDUCATION	6	2		8
LINGUISTIC	5	1	1	7
BIPHKIN	5	1		6
ENVIRONMEN	6			6
GEOGRAPH	5	1		6
HUMANITIES	2	4		6
COMP SCI	5			5
PHILOSOPHY	1	4		5
WORLDLIT	5			5
BIOSCIENCE	2	1	1	4
MOLECULAR	3			3
RES ENV MT	3			3
ENG SCI		1	1	2
LTI	2			2
STAT ACSC	2			2
ARCHAEOLGY		1		1
CMNSARTTEC	1			1
DEVSUS PGM	1			1
MATHEMATIC	1			1
MECH SYS	1			1

\*Note: Numbers are reported for all departments in which students have a declared program. Students who have multiple programs are counted multiple times in Report F. This is not a unique student count. Departments that had zero activity are not reported.

**International Co-op Program  
Appendix B**

<b>Spring 2017</b>	
China	40
Hong Kong	19
United States	15
Germany	7
Korea (South)	7
France	3
Japan	3
India	3
Malaysia	2
Nepal	2
Spain	2
Australia	1
Bangladesh	1
Oman	1
Philippines	1
Russia	1
Saudi Arabia	1
Singapore	1
Taiwan	1
Thailand	1
United Kingdom	1
<b>TOTAL</b>	<b>113</b>

<b>Summer 2017</b>	
China	39
Korea (South)	15
United States	12
Hong Kong	9
Germany	4
India	4
Japan	4
Taiwan	2
Australia	1
Austria	1
Indonesia	1
Norway	1
Pakistan	1
Philippines	1
Singapore	1
Spain	1
Thailand	1
United Arab Emirates	1
Vietnam	1
<b>TOTAL</b>	<b>100</b>

<b>Fall 2017</b>	
China	20
Hong Kong	14
United States	10
Korea (south)	10
Japan	4
Germany	4
India	3
Spain	3
Taiwan	2
France	2
Belgium	1
Philippines	1
Russia	1
United Kingdom	1
<b>TOTAL</b>	<b>76</b>