



MEMO

Senate Committee on
International Activities

SFU International
SH 2100
8888 University Drive
Burnaby, BC V5A 1S6

ATTENTION: Members of Senate
FROM: Joy Johnson, Chair of SCIA and Vice-President Research and International
RE: Senate Committee on International Activities Annual Report 2016
DATE: April 27, 2017

Please find attached the annual report for the Senate Committee on International Activities.

Yours truly,

A handwritten signature in black ink that reads "Joy Johnson". The signature is fluid and cursive, with a long horizontal line extending to the right.

Joy Johnson
VP, Research and International
Chair, Senate Committee on International Activities

**SIMON FRASER UNIVERSITY
SENATE COMMITTEE ON INTERNATIONAL ACTIVITIES (SCIA)
ANNUAL REPORT TO SENATE
January – December 2016**

1. Introduction

The Senate Committee on International Activities (SCIA) is a Standing Committee (Reporting Category “B”) established under the terms of the University Policy on International Activities (GP 23). The terms of reference and Committee composition can be found at: <http://www.sfu.ca/senate/senate-committees/scia.html>. The University Policy on International Activities can be found at <http://www.sfu.ca/policies/gazette/general/gp23.html>.

In 2016, SCIA met 4 times, with additional special meetings and electronic approvals called as required. This Annual Report highlights the issues dealt with by the Committee over the course of the year. Senators wishing more detailed information concerning SCIA’s deliberations and/or the approved minutes of the meetings may find them at: <http://www.sfu.ca/senate/senate-committees/scia.html>

Senators are welcome to contact the Committee’s secretary by email: scia@sfu.ca for further information.

1.1 SCIA Members

Members
Vice-President, Research
Vice-President, Academic (or designate)
Associate Vice-President, Students (or designate)
Executive Director, SFU International
Faculty Member, Applied Sciences (vacant)
Faculty Member, Arts/Social Sciences
Faculty Member, Business Administration
Faculty Member, Communication, Art/Technology
Faculty Member, Education
Faculty Member, Environment
Faculty Member, Health Sciences
Faculty Member, Science
Faculty Member, Lifelong Learning
Undergraduate Student (at-large)
Graduate Student (at-large)
Recording Secretary (non-voting)

1.2 2016 SCIA Meetings Dates

January 28, 2016
March 24, 2016
May 26, 2016
July 21, 2016
September 22, 2016
November 24, 2016

Current SCIA membership and meeting dates are available at:

<http://www.sfu.ca/senate/senate-committees/scia.html>

2. Received for Approval

- 2.01 Letter of Intent between Netherlands Institute for the Study of Crime and Law Enforcement (NSCR)(Amsterdam, Netherlands) and Simon Fraser University [Jan]
- 2.02 Memorandum of Understanding between Beijing Hanhai Zhiye Investment Management Group (Beijing, China) and Simon Fraser University [Jan]
- 2.03 Kefalonia Study Tour (Kefalonia, Greece) [Jan]
- 2.04 Study Abroad Program in Social Enterprise (Quito, Ecuador) [Jan]
- 2.05 Field Study – HSCI 891: Special Topics in Experiential Global Health, University of Kwazulu-Natal (Durban, South Africa) [Jan]
- 2.06 Memorandum of Understanding between Société d'Accélération du Transfert de Technologie (SATT) Grand Centre (Clermont-Ferrand, France), City of Surrey and Simon Fraser University [May]
- 2.07 Student Mobility Agreement between Eindhoven University of Technology (Eindhoven, Netherlands) and Simon Fraser University [May]
- 2.08 Memorandum of Understanding between Universidad Catolica de San Pablo (UCSP)(Arequipa, Peru) and Simon Fraser University [May]
- 2.09 Letter of Intent between Universidad del Pacifico Business School (UPBS)(Lima, Peru) and Simon Fraser University [May]
- 2.10 Letter of Intent between University of Yangon (Yangon, Myanmar) and Simon Fraser University [May]
- 2.11 Student Mobility Agreement between City University of Hong Kong (Hong Kong, China) and Simon Fraser University [Sept]

- 2.12 Letter of Intent & Field School Program – Native Nations Institute, University of Arizona (Arizona, USA) [Sept]
- 2.13 Letter of Intent between Hong Kong Polytechnic University (Hong Kong, China) and Simon Fraser University [Sept]
- 2.14 Greece Field School Proposal – SFU Crossing Borders [Sept]
- 2.15 Program Agreement between Endinamosi Kai Kaintomia (Athens, Greece) and Simon Fraser University [Sept]
- 2.16 Field School – International Perspectives on CyberCrime, University of Strathclyde (Glasgow, Scotland) [Nov]
- 2.17 Letter of Intent between University of Ioannina (Ioannina, Greece) and Simon Fraser University [Nov]
- 2.18 Study Abroad Program Agreement between Alliance Manchester Business School, University of Manchester (Manchester, United Kingdom) and Beedie School of Business at Simon Fraser University [Nov]
- 2.19 Study Abroad Program Agreement between University of California (Berkeley, California) and Simon Fraser University [Nov]

3. Received for Information

- 3.1 Prague-Vienna Humanities Field School [Jan]
- 3.2 Signed Letter of Intent between Khon Kaen University, Faculty of Public Health (Khon Kaen, Thailand) and Simon Fraser University [Jan]
- 3.3 Renewed Student Mobility Agreement between The Hague University of Applied Sciences (The Hague, Netherlands) and Simon Fraser University [Jan]
- 3.4 Renewed Student Mobility Agreement between Ritsumeikan University (Kyoto, Japan) and Department of Earth Science, Simon Fraser University [Jan]
- 3.5 Signed Erasmus+ Program Inter-Institutional Agreement between Ludwig-Maximilian University (Munich, Germany) and Simon Fraser University [Jan]
- 3.6 Renewed Student Mobility Agreement between Monash University (Melbourne, Australia) and Simon Fraser University [Jan]
- 3.7 Study Abroad Program at Native Nations Institute, University of Arizona (Arizona, USA) [Jan]
- 3.8 Signed Letter of Intent between Research Institute of Humanity and Nature (Kyoto, Japan) and Faculty of Science, Simon Fraser University [Jan]

- 3.9** Signed Letter of Intent between University of Dar Es Salaam, Business School (Dar Es Salaam, Tanzania) and The Beedie School of Business, Simon Fraser University [Jan]
- 3.10** Prague Humanities Summer 2015 Field School Summary (ISS) [May]
- 3.11** Renewed Student Mobility Agreement between Technische Universität Darmstadt (Darmstadt, Germany) and Simon Fraser University [May]
- 3.12** Renewed Student Mobility Agreement between Griffith University (Queensland, Australia) and Simon Fraser University [May]
- 3.13** Renewed Memorandum of Understanding between Tsinghua University (Beijing, China) and Simon Fraser University [May]
- 3.14** Renewed Student Mobility Agreement between Ritsumeikan Asia Pacific University (Oita, Japan) and Simon Fraser University [May]
- 3.15** Signed Cooperation Agreement between Centre for Global Environmental Culture, International University of Business Agriculture and Technology (Dhaka, Bangladesh) and Simon Fraser University [May]
- 3.16** Signed Agreement for Teaching Services between Universidad Finis Terrae (Santiago, Chile) and the Faculty of Education at Simon Fraser University [May]
- 3.17** Renewed Student Mobility Agreement between Corvinus University of Budapest (Budapest, Hungary) and Simon Fraser University [May]
- 3.18** Signed Letter of Intent between the Netherlands Institute for the Study of Crime and Law Enforcement (NSCR) and Urban Research Studies at Simon Fraser University [May]
- 3.19** France Summer 2015 Field School Summary (ISS) [Sept]
- 3.20** Hawaii Environmental & Ecological Education Summer 2015 Field School Summary (ISS) [Sept]
- 3.21** For Information: “dutchDesign” Summer 2015 Field School Summary (ISS) [Sept]
- 3.22** Memorandum of Understanding between the Tata Institute of Social Sciences (Mumbai, India) and the School of International Studies at Simon Fraser University [Sept]
- 3.23** Letter of Intent between the School of Engineering at the Tottori University (Tottori, Japan) and the Faculty of Applied Science at Simon Fraser University [Sept]
- 3.24** Letter of Intent between Universidade Estadual Paulista (Sao Paulo, Brazil) and the Faculty of Health Sciences at Simon Fraser University [Sept]
- 3.25** Renewed Student Mobility Agreement between University of New Mexico (Albuquerque, USA) and Simon Fraser University [Sept]

- 3.26** Signed Letter of Intent between University of Yangon (Yangon, Myanmar) and Simon Fraser University [Sept]
- 3.27** Renewed Memorandum of Understanding of the Consortium for the Americas MBA Program for Executives (Brazil, Canada, Mexico, US), Beedie School of Business, Simon Fraser University [Sept]
- 3.28** Signed Memorandum of Understanding between Universidad Catolica de San Pablo (Arequipa, Peru) and Simon Fraser University [Sept]
- 3.29** For Information: Renewed Student Mobility Agreement between Sciences Po (Paris, France) and Simon Fraser University [Sept]
- 3.30** For Information: Renewed Student Mobility Agreement between University of Strathclyde (Scotland, United Kingdom) and Simon Fraser University [Sept]
- 3.31** For Information: Signed Memorandum of Understanding with Société d'Accélération du Transfert de Technologie (SATT) Grand Centre (Clermont-Ferrand, France), City of Surrey and Simon Fraser University [Sept]
- 3.32** China Council for International Cooperation Phase VI [Nov]
- 3.33** Signed Letter of Intent between Southwest University (Chongqing, China) and the Faculty of Education at Simon Fraser University [Nov]
- 3.34** Signed Memorandum of Understanding between Fairchild Canadian Academy and the Faculty of Education at Simon Fraser University [Nov]
- 3.35** Signed Memorandum of Understanding between the Tata Institute of Social Sciences (Mumbai, India) and the School of International Studies at Simon Fraser University [Nov]
- 3.36** Signed Student Mobility Agreement between the Department of Industrial Design at Eindhoven University of Technology (Eindhoven, Netherlands) and the School of Interactive Arts and Technology at Simon Fraser University [Nov]
- 3.37** Renewed International Teacher Education Module Program Agreement between Ollin Tlahtoalli: Centro de Lenguas y Cultura Mexicana (Oaxaca, Mexico) and the Faculty of Education at Simon Fraser University [Nov]
- 3.38** Signed Letter of Intent between the Department of Applied Social Sciences, The Hong Kong Polytechnic University (Hong Kong, China) and the Faculty of Arts and Social Sciences, Simon Fraser University [Nov]
- 3.39** Renewed Memorandum of Understanding between Universitas Terbuka (Jakarta, Indonesia) and Simon Fraser University [Nov]

4. **2016 Study Abroad Programs Report (Appendix A)**

Statistics report only on International Services for Students' activity.

Reports A and B provide an overview of activity through the Formal Exchange Program, plus activity through special inbound programs that operate outside of an exchange mechanism. Exchange activity was well-balanced in 2016, as the result of intentional efforts to send and receive equal numbers of student terms. The apparent drop in 2016 outbound activity is due to the data being reported by calendar year rather than academic or program year: many students are studying abroad in Spring 2017 rather than Fall 2016. In actuality, outbound exchange participation is projected to increase by approximately 7% in 2016/17 over 2015/16.

Report C provides an overview of the Field Schools that operated in 2016. Activity was similar to 2015 due to the number of program offerings being similar. Due to the number of new programs that have been developed over the course of 2016, significant growth is expected in 2017.

Report D shows total study abroad program activity by country, which remains similar to 2015. The top five countries with whom SFU sent and received the most students in 2016 are France, England, Australia, Italy, and Hong Kong. Italy is the only new addition to this list, due to two field schools being offered there in 2016.

Reports E and F – new for 2016 – show outbound student activity by faculty and department/program, respectively. The two faculties accounting for the most activity are the Faculty of Arts and Social Sciences, and the Beedie School of Business. At the department or program level, the areas sending the most students are the Beedie School of Business, Communication, and International Studies.

5. **International Co-op Program (information from co-op) (Appendix B)**

In 2016, in the International Co-op Program, there were 329 work practicums in over 26 countries. This is an increase from the previous year (314). Recruitment in the US (Silicon Valley) and from new and longtime employers in China and Hong Kong were strong in 2016. There was an increase in students from the Beedie School of Business being placed abroad. Top countries of placement were China, South Korea, USA and Hong Kong.

6. **SFU International Awards**


Chris Dagg Award
Received 9 applications and awarded 2

Griffith University - SFU Travel
Received 4 applications (results pending)

International Engagement Fund
Received 25 applications and funded 10

Staff Internationalization Fund
Received 9 applications and funded 3

7. **Signature**

A handwritten signature in black ink, appearing to read "Joy Johnson", written over a horizontal line.

Joy Johnson, Chair
Senate Committee on International Activities

Date: April 27 / 2017

Appendix A



SCIA Report A: SFU Formal Exchange Program and Study Abroad Activity by Year 2016: Data View

Year**	Formal Exchange				Inbound Study Abroad* (Fee-Paying)			Inbound Special Programs				
	Outbound (from SFU)		Inbound (to SFU)		International Rate		Domestic Rate	Grenoble Ecole de Management (Beedie)	Zhejiang Inbound Students *** (Offset for CMPT DDP)		Bocconi, Italy (Beedie)	BI Norway (Beedie)
	Term Count	Unique Student Count	Term Count	Unique Student Count	Term Count	Unique Student Count	Term Count	Term Count and Unique Student Count	Term Count	Unique Student Count	Term Count and Unique Student Count	Term Count and Unique Student Count
2016	252	252	256	251	13	13		34	6	6		
2015	290	289	269	266	5	5		28	8	8		
2014	252		260		6			29				
2013	253		319		6							
2012	243		332		5							
2011	234		320		18		2					2
Fall 2010	110		188		13		2					2
2009/10	245		312		5		12				28	18
2008/09	243		280		9		11				28	38
2007/08	244		280		13		23				26	13
2006/07	198		190		8		10				28	16
2005/06	150		252								28	14
2004/05		146		183								
2003/04		141		163								
2002/03		120		122								
2001/02		97		118								
2000/01		78		132								
1999/00		88		125								
1998/99		65		47								
1997/98		69		24								
1996/97		70		26								
1995/96		34		12								
1994/95		24		2								
1993/94		18		1								
1992/93		1		0								

Notes:

*Inbound Study Abroad refers to inbound students who attend SFU for 1 to 3 terms under the terms of a formal agreement with another institution. Students pay international, or in special circumstances domestic, tuition rates.

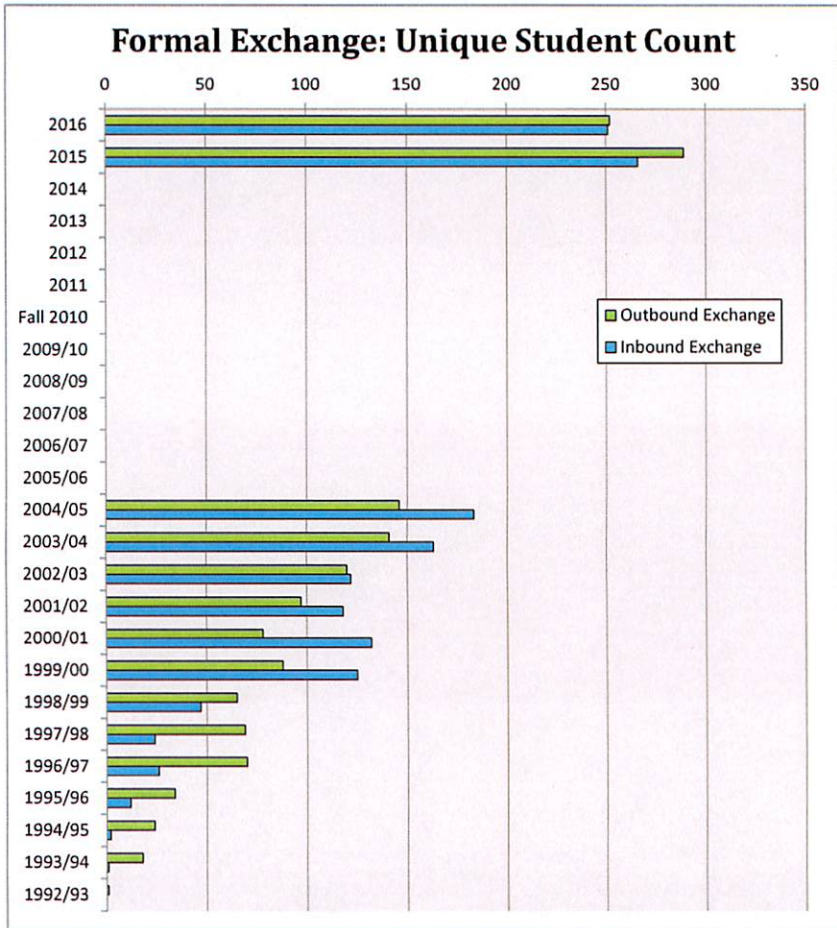
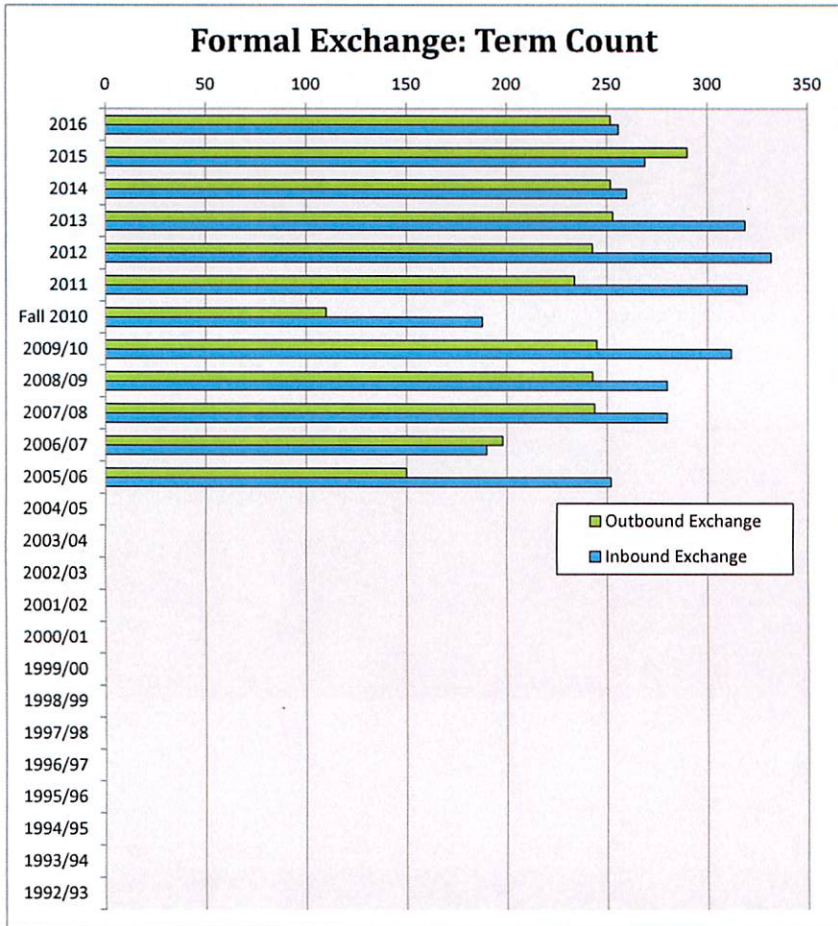
** Years 1992/93 - 2009/10 were reported by Academic Year (Fall, Spring, Summer). Years 2011 to present were reported by Calendar Year (Spring, Summer, Fall). The Fall 2010 term was reported separately.

Over time, annual numbers have been reported in terms of either term counts or unique student counts, as represented above. Beginning in the 2015 calendar year, numbers are reported in both ways.

2016 Statistics: The above unique student counts include some students who began their programs in the 2015 calendar year:

Outbound exchange: 18 Inbound exchange: 44 Inbound study abroad: 5 Special program, Zhejiang: 5

SCIA Report A: SFU Formal Exchange Program and Study Abroad Activity by Year 2016: Chart View



SCIA Report B: SFU Formal Exchange Program Summary by Institution 2016

Country	Institution	Outbound Exchange									Inbound Exchange								
		Spring		Summer		Fall		TOTAL			Spring		Summer		Fall		TOTAL		
		Term Count	FTE Count	Term Count	FTE Count	Term Count	FTE Count	Term Count	FTE Count	Unique Student Count	Term Count	FTE Count	Term Count	FTE Count	Term Count	FTE Count	Term Count	FTE Count	Unique Student Count
Argentina	Universidad de Belgrano									1	0.5					1	0.5	1	
Australia	Deakin University									1	0.5					3	1.5	4	
	Flinders University														1	0.5	1		
	Griffith University									3	1.5					3	1.5	3	
	Macquarie University	2	1					2	1	2	2	1			1	0.5	3	1.5	3
	Monash University	6	3	4	2			10	5	10	3	1.5			5	2.5	8	4	8
	Murdoch University	1	0.5	1	0.5			2	1	2	1	0.5			1	0.5	2	1	2
	Queensland University of Technology	6	3					6	3	6									
	University of Western Australia														1	0.5	1	0.5	1
Austria	Vienna University of Economics and Business Administration	2	1	2	0.5	4	2	8	3.5	8	3	1.5			2	1	5	2.5	5
Belgium	Université Catholique de Louvain										1	0.5			2	1	3	1.5	3
Canada	HEC Montréal					1	0.5	1	0.5	1	1	0.5					1	0.5	1
	Université de Montréal	1	0.5			2	1	3	1.5	3	1	0.5					1	0.5	1
Chile	Pontificia Universidad Católica de Chile			2	1			2	1	2					1	0.5	1	0.5	1
China	Jilin University	1	0.5					1	0.5	1									
	Renmin University of China										1	0.5			1	0.5	2	1	2
	Shanghai Jiao Tong University										1	0.5					1	0.5	1
	Tsinghua University	2	1			1	0.5	3	1.5	3					2	1	2	1	2
	Zhejiang University	1	0.5					1	0.5	1									
Czech Republic	Charles University	2	1	2	1	1	0.5	5	2.5	5									
	University of Economics, Prague	2	1			1	0.5	3	1.5	3	3	1.5					3	1.5	3
Denmark	Aarhus University														1	0.5	1	0.5	1
	Copenhagen Business School	1	0.5	3	1	1	0.5	5	2	5					6	3	6	3	6
	University of Copenhagen	3	1.5					3	1.5	3	1	0.5			3	1.5	4	2	4
Egypt	American University in Cairo										1	0.5					1	0.5	1
England	University College London	1	0.5					1	0.5	1	1	0.5			3	1.5	4	2	4
	University of Bath	2	1			1	0.5	3	1.5	3	2	1			7	3.5	9	4.5	9
	University of Birmingham	1	0.5					1	0.5	1					1	0.5	1	0.5	1
	University of East Anglia	1	0.5			1	0.5	2	1	2									
	University of Leeds	5	2.5	2	0.33	2	1	9	3.83	9	3	1.5			3	1.5	6	3	6
	University of Leicester	2	1					2	1	2									
	University of Manchester										3	1.5			1	0.5	4	2	4
	University of Nottingham	1	0.5					1	0.5	1									
	University of Sussex	4	2			3	1.5	7	3.5	7	8	4			4	2	12	6	12
Fiji	University of the South Pacific														1	0.5	1	0.5	1
France	EMLYON Business School	1	0.5			1	0.5	2	1	2	2	1			2	1	4	2	4
	ESCP Europe			1	0.167			1	0.167	1	5	2.5			4	2	9	4.5	9
	Grenoble Ecole de Management	2	1					2	1	2	2	1					2	1	2
	Institut d'Études Politiques d'Aix-en-Provence	4	2			3	1.5	7	3.5	7	4	2			1	0.5	5	2.5	5
	Institut d'Études Politiques de Bordeaux					1	0.5	1	0.5	1									
	Institut d'Études Politiques de Strasbourg	1	0.5			3	1.5	4	2	4	1	0.5			1	0.5	2	1	2
	Sciences Po	3	1.5			3	1.5	6	3	6	4	2			7	3.5	11	5.5	11
	Université François Rabelais	2	1			8	4	10	5	10	3	1.5	2	1	2	1	7	3.5	3
Germany	Humboldt Universität zu Berlin	2	1			1	0.5	3	1.5	3	1	0.5			1	0.5	2	1	2
	Ludwig-Maximilians-Universität München	3	1.5			2	1	5	2.5	5					3	1.5	3	1.5	3
	Technische Universität Darmstadt										1	0.5					1	0.5	1
	Universität Mannheim	1	0.5			3	1.5	4	2	4					2	1	2	1	2
Hong Kong	Chinese University of Hong Kong	1	0.5	4	1	3	1.5	8	3	8	3	1.5			2	1	5	2.5	5
	City University of Hong Kong	2	1			1	0.5	3	1.5	3	2	1			2	1	4	2	4
	Hong Kong Baptist University	1	0.5					1	0.5	1	2	1			1	0.5	3	1.5	3

Country	Institution	Outbound Exchange									Inbound Exchange								
		Spring		Summer		Fall		TOTAL			Spring		Summer		Fall		TOTAL		
		Term Count	FTE Count	Term Count	FTE Count	Term Count	FTE Count	Term Count	FTE Count	Unique Student Count	Term Count	FTE Count	Term Count	FTE Count	Term Count	FTE Count	Term Count	FTE Count	Unique Student Count
	Hong Kong University of Science and Technology			1	0.25			1	0.25	1									
	University of Hong Kong	1	0.5					1	0.5	1	7	3.5			2	1	9	4.5	9
Hungary	Corvinus University of Budapest	1	0.5					1	0.5	1									
India	Jawaharlal Nehru University										1	0.5					1	0.5	1
Ireland	University College Dublin	2	1			1	0.5	3	1.5	3	3	1.5					3	1.5	3
Italy	Politecnico di Milano	1	0.5					1	0.5	1									
	Università Commerciale Luigi Bocconi	3	1.5			3	1.5	6	3	6				4	2	4	2	4	
Japan	Kansai Gaidai University	1	0.5			1	0.5	2	1	2									
	Kwansei Gakuin University	1	0.5			2	1	3	1.5	3	1	0.5					1	0.5	1
	Meiji Gakuin University					1	0.5	1	0.5	1				1	0.5	1	0.5	1	
	Ritsumeikan Asia Pacific University													2	1	2	1	2	
	Ritsumeikan University					1	0.5	1	0.5	1									
	Waseda University	2	1			4	2	6	3	6	2	1			1	0.5	3	1.5	3
Mexico	Tecnológico de Monterrey					1	0.5	1	0.5	1									
Morocco	Al Akhawayn University					1	0.5	1	0.5	1	2	1					2	1	2
Netherlands	Hague University of Applied Science	1	0.5			2	1	3	1.5	3	2	1			2	1	4	2	4
	Maastricht University	5	2.5					5	2.5	5	2	1			2	1	4	2	4
	Universiteit Utrecht	2	1					2	1	2					2	1	2	1	2
	Universiteit van Amsterdam	3	1.5			5	2.5	8	4	8	2	1			4	2	6	3	6
New Zealand	University of Auckland	2	1					2	1	2					1	0.5	1	0.5	1
	University of Canterbury			1	0.5			1	0.5	1									
Philippines	De La Salle University										1	0.5			1	0.5	2	1	2
Scotland	University of Glasgow					4	2	4	2	4	2	1			2	1	4	2	4
Singapore	Nanyang Technological University	1	0.5			1	0.5	2	1	2	4	2			2	1	6	3	6
	National University of Singapore	5	2.5	1	0.25	4	2	10	4.75	10	4	2			1	0.5	5	2.5	5
South Korea	Korea Advanced Institute of Science and Technology					1	0.5	1	0.5	1									
	Korea University	1	0.5	6	1.5	2	1	9	3	9	2	1			3	1.5	5	2.5	5
	Seoul National University	2	1			1	0.5	3	1.5	3	2	1			3	1.5	5	2.5	5
	Yonsei University	1	0.5			5	2.5	6	3	6	2	1			2	1	2	1	2
Spain	Universidad Carlos III de Madrid														2	1	2	1	2
	Universitat Pompeu Fabra					1	0.5	1	0.5	1	1	0.5					1	0.5	1
	University of Navarra					1	0.5	1	0.5	1									
Sweden	Lund University	8	4			4	2	12	6	12	2	1			5	2.5	7	3.5	7
	Uppsala Universitet	4	2					4	2	4					1	0.5	1	0.5	1
Switzerland	Université de Lausanne	2	1					2	1	2	1	0.5			1	0.5	2	1	2
Taiwan	National Chengchi University										1	0.5			1	0.5	2	1	2
	National Taiwan University	1	0.5			3	1.5	4	2	4	1	0.5			3	1.5	4	2	4
Thailand	Chulalongkorn University	1	0.5					1	0.5	1	1	0.5			2	1	3	1.5	3
Turkey	Koç University	1	0.5					1	0.5	1	2	1			4	2	6	3	6
United Arab Emirates	American University of Sharjah	2	1					2	1	2									
USA	San Diego State University	1	0.5			1	0.5	2	1	2					4	2	4	2	4
Grand Total		125	62.5	30	9.997	97	48.5	252	120.997	252	119	59.5	2	1	134	67	255	127.5	251



SCIA Report C: SFU Field Schools Statistics 2016

Total Programs:	4
Total Participants:	51

Spring 2016 (no field schools offered)

Summer 2016

Program	SFU Department or Faculty	Field School Director	Country	Number of times program has run (including 2016)	Number of participants	Participants: Level of Study	Participants: Faculty(ies)
Berlin	School for the Contemporary Arts	Judy Radul	Germany	1	11	Undergraduate: 11 Graduate: 0	FCAT (11)
italiaDesign	Interactive Arts and Technology	Russell Taylor	Italy	11	11	Undergraduate: 11 Graduate: 0	FCAT (10) FASS (1)
Prague Humanities	Humanities	Paul Dutton	Czech Republic	20	13	Undergraduate: 13 Graduate: 0	FASS (13)

Fall 2016

Program	SFU Department or Faculty	Field School Director	Country	Number of times program has run (including 2016)	Number of participants	Participants: Level of Study	Participants: Faculty(ies)
Italy English	English	Anne Higgins	Italy	7	16	Undergraduate: 16 Graduate: 0	FASS (14) FCAT (1) EDUC (1)



**SCIA Report D: Total Study Abroad Program Participation* by Country 2016
(Ordered Alphabetically)**

Country	Outbound Exchange Students	Outbound Field School Students	TOTAL Outbound Students	Inbound Exchange Students	Inbound Non-Exchange Students	TOTAL Inbound Students	TOTAL STUDENT ACTIVITY
Argentina			0	1		1	1
Australia	20		20	22		22	42
Austria	8		8	5		5	13
Belgium			0	3		3	3
Brazil			0		3		3
Canada	4		4	2		2	6
Chile	2		2	1		1	3
China	5		5	11	2	13	18
Czech Republic	8	13	21	3		3	24
Denmark	8		8	11		11	19
Egypt			0	1		1	1
England	26		26	36		36	62
Fiji			0	1		1	1
France	33		33	36	34	70	103
Germany	12	11	23	8	2	10	33
Hong Kong	14		14	21		21	35
Hungary	1		1				1
India			0	1		1	1
Ireland	3		3	3		3	6
Italy	7	27	34	4		4	38
Japan	13		13	7		7	20
Mexico	1		1				1
Morocco	1		1	2		2	3
Netherlands	18		18	16		16	34
New Zealand	3		3	1		1	4
Philippines			0	2		2	2
Scotland	4		4	4		4	8
Singapore	12		12	11		11	23
South Korea	19		19	12	2	14	33
Spain	2		2	3		3	5
Sweden	16		16	8	4	12	28
Switzerland	2		2	2		2	4
Taiwan	4		4	6		6	10
Thailand	1		1	3		3	4
Turkey	1		1	6		6	7
United Arab Emirates	2		2				2
USA	2		2	4		4	6

**SCIA Report D: Total Study Abroad Program Participation* by Country 2016
(Ordered by Total Student Activity)**

Country	Outbound Exchange Students	Outbound Field School Students	TOTAL Outbound Students	Inbound Exchange Students	Inbound Non-Exchange Students	TOTAL Inbound Students	TOTAL STUDENT ACTIVITY
France	33		33	36	34	70	103
England	26		26	36		36	62
Australia	20		20	22		22	42
Italy	7	27	34	4		4	38
Hong Kong	14		14	21		21	35
Netherlands	18		18	16		16	34
Germany	12	11	23	8	2	10	33
South Korea	19		19	12	2	14	33
Sweden	16		16	8	4	12	28
Czech Republic	8	13	21	3		3	24
Singapore	12		12	11		11	23
Japan	13		13	7		7	20
Denmark	8		8	11		11	19
China	5		5	11	2	13	18
Austria	8		8	5		5	13
Taiwan	4		4	6		6	10
Scotland	4		4	4		4	8
Turkey	1		1	6		6	7
Canada	4		4	2		2	6
Ireland	3		3	3		3	6
USA	2		2	4		4	6
Spain	2		2	3		3	5
New Zealand	3		3	1		1	4
Switzerland	2		2	2		2	4
Thailand	1		1	3		3	4
Belgium			0	3		3	3
Brazil			0		3		3
Chile	2		2	1		1	3
Morocco	1		1	2		2	3
Philippines			0	2		2	2
United Arab Emirates	2		2				2
Argentina			0	1		1	1
Egypt			0	1		1	1
Fiji			0	1		1	1
Hungary	1		1				1
India			0	1		1	1
Mexico	1		1				1

Notes:

*All numbers reflect unique student counts (not term counts).

All of the above numbers represent undergraduate students, with the exception of three inbound exchange students who were admitted as graduate (Masters) students to SFU:

- Denmark (1)
- Germany (1)
- Sweden (1)



SCIA Report E: Outbound Activity* by Faculty: Summary

Faculty	Exchange	Field Schools	TOTAL
APSC	5		5
ARTS	88	28	116
BUS	82		82
CAT	40	22	62
EDUC	6	1	7
ENV	5		5
HSCI	6		6
SCI	20		20
TOTAL	252	51	303

*Note: All activity by faculty reports unique student numbers, not term counts. In cases where students have programs in more than 1 faculty, it is their primary faculty that is used for this report. Students are not double-counted.

SCIA Report E: Outbound Activity by Faculty: Field Schools

Country	Program	Faculty								TOTAL
		APSC	ARTS	BUS	CAT	EDUC	ENV	HSCI	SCI	
Berlin	Berlin School for the Contemporary Arts 2016				11					11
Italy	italiaDesign 2016		1		10					11
Italy	Italy Field School: Department of English 2016		14		1	1				16
Czech Republic	Prague Humanities 2016		13							13
TOTAL			28		22	1				51

Country	Institution	Faculty								TOTAL
		APSC	ARTS	BUS	CAT	EDUC	ENV	HSCI	SCI	
	University of Hong Kong			1						1
Hungary	Corvinus University of Budapest			1						1
Ireland	University College Dublin			3						3
Italy	Politecnico di Milano				1					1
	Università Commerciale Luigi Bocconi			6						6
Japan	Kansai Gaidai University	1	1							2
	Kwansei Gakuin University			1	1		1			3
	Meiji Gakuin University	1								1
	Ritsumeikan University				1					1
	Waseda University		1	2	1				2	6
Mexico	Tecnológico de Monterrey		1							1
Morocco	Al Akhawayn University		1							1
Netherlands	Hague University of Applied Science		1		1			1		3
	Maastricht University		2	1	2					5
	Universiteit Utrecht		1						1	2
	Universiteit van Amsterdam		1		5				2	8
New Zealand	University of Auckland		1						1	2
	University of Canterbury		1							1
Scotland	University of Glasgow		4							4
Singapore	Nanyang Technological University			2						2
	National University of Singapore			5	4			1		10
South Korea	Korea Advanced Institute of Science and Technology		1							1
	Korea University		4	1	2				2	9
	Seoul National University			2	1					3
	Yonsei University		1	3	1			1		6
Spain	Universitat Pompeu Fabra		1							1
	University of Navarra			1						1
Sweden	Lund University		2	5	1		1	2	1	12
	Uppsala Universitet		3					1		4
Switzerland	Université de Lausanne		2							2
Taiwan	National Taiwan University		2		1				1	4
Thailand	Chulalongkorn University			1						1
Turkey	Koç University		1							1
United Arab Emirates	American University of Sharjah		1	1						2
USA	San Diego State University			1					1	2
TOTAL		5	88	82	40	6	5	6	20	252



SCIA Report F - Outbound Activity by Department* (Ordered Alphabetically)

Department / Program	Exchange	Field School	TOTAL
APP SCI	1	3	4
ARCHAEOLOGY		1	1
ARTS	9	5	14
BIOSCIENCE	3	1	4
BIPHKIN	7		7
BUS	1		1
BUS ADMIN	86	1	87
CHEMISTRY	4		4
CMNSARTTEC	2	1	3
COG SC	1		1
COMMUNICAT	35	5	40
COMP SCI	5		5
CONT ARTS	1	11	12
CRIMINOLOGY	9	1	10
DEVSUS PGM	1		1
ECONOMICS	13		13
EDUCATION	3	2	5
ENG SCI	1		1
ENGLISH	1	13	14
ENVIRONMEN	7	2	9
EXPL PRO	2	1	3
FRENCH	23	1	24
GEOGRAPH	4		4
GERONTOL	1		1
HEALTH SCI	8		8
HISTORY	10	13	23
HUMANITIES	3	8	11
INTL STUD	25	4	29
ITIA	8	10	18
LINGUISTIC	6		6
MATHEMATIC	1		1
MOLECULAR	8		8
PHILOSOPHY		1	1
POLI SCI	27	1	28
PSYCHOLOGY	7	3	10
SCIENCE	1		1
SOC ANTHRO	5		5
STAT ACSC	1		1
WOMENS ST	2	2	4
WORLDLIT	8	2	10

**SCIA Report F - Outbound Activity by Department*
(Ordered by Total Activity)**

Department / Program	Exchange	Field School	TOTAL
BUS ADMIN	86	1	87
COMMUNICAT	35	5	40
INTL STUD	25	4	29
POLI SCI	27	1	28
FRENCH	23	1	24
HISTORY	10	13	23
ITIA	8	10	18
ARTS	9	5	14
ENGLISH	1	13	14
ECONOMICS	13		13
CONT ARTS	1	11	12
HUMANITIES	3	8	11
CRIMINOLGY	9	1	10
PSYCHOLOGY	7	3	10
WORLDLIT	8	2	10
ENVIRONMEN	7	2	9
HEALTH SCI	8		8
MOLECULAR	8		8
BIPHKIN	7		7
LINGUISTIC	6		6
COMP SCI	5		5
EDUCATION	3	2	5
SOC ANTHRO	5		5
APP SCI	1	3	4
BIOSCIENCE	3	1	4
CHEMISTRY	4		4
GEOGRAPH	4		4
WOMENS ST	2	2	4
CMNSARTTEC	2	1	3
EXPL PRO	2	1	3
ARCHAEOLGY		1	1
BUS	1		1
COG SC	1		1
DEVSUS PGM	1		1
ENG SCI	1		1
GERONTOL	1		1
MATHEMATIC	1		1
PHILOSOPHY		1	1
SCIENCE	1		1
STAT ACSC	1		1

*Note: Numbers are reported for all departments in which students have a declared program. Students who have multiple programs are counted multiple times. This is not a unique student count. Departments that had 0 activity are not reported.

Appendix B

2016 Co-op Placements by Country

Spring 2016	
China	29
Hong Kong	20
Korea	19
United States	14
Germany	6
France	5
Spain	4
Japan	2
Taiwan	2
Nepal	2
Iran	1
Indonesia	1
Kazakhstan	1
India	1
Philippines	1
Senegal	1
Switzerland	1
TOTAL	110

Summer 2016	
China	33
United States	22
Korea	15
Hong Kong	12
Spain	4
Taiwan	4
Germany	3
India	2
Indonesia	2
Japan	2
Myanmar	2
Brazil	1
Iceland	1
Philippines	1
Saudi Arabia	1
Senegal	1
Serbia	1
Switzerland	1
Tanzania	1
Thailand	1
Uganda	1
TOTAL	111

Fall 2016	
China	40
United States	17
Korea (south)	15
Hong Kong	11
Japan	4
Germany	4
India	3
Saudi Arabia	3
Taiwan	3
Switzerland	2
Spain	2
France	2
Malaysia	1
Serbia	1
TOTAL	108