

## SIMON FRASER UNIVERSITY

For Information

## MEMORANDUM

To: Senate

From: Stephen T. Easton, Chair   
Senate Policy Committee on Scholarships, Awards and Bursaries

Re: Annual Report (SPCSAB Reference SPCSAB 06-07)

Date: 16 November 2006

---

I am pleased to submit the Annual Report of the Senate Policy Committee on Scholarships, Awards and Bursaries (SPCSAB) for the fiscal year 2005-2006.

#### Overview

SPCSAB is the committee charged by Senate with setting policy for the administration of awards, student scholarships, bursaries and other forms of financial aid at SFU. It should be noted that this is primarily for internal awards. Three other Senate committees, namely SUAAC (Senate Undergraduate Awards Adjudication Committee), SGAAC (Senate Graduate Awards Adjudication Committee) and SCUH (Senate Committee on University Honors) adjudicate financial awards to students where adjudication is needed. Financial Assistance, a unit within Student Services, processes bursary applications.

For the 2005-06 period, undergraduate entrance scholarship funding rose sharply to \$3.5 from \$2.55 million in 2005-06 as total awards increased from 544 to 633 primarily due to the increase in Summit Entrance Scholarships and the 40<sup>th</sup> Anniversary Entrance Awards. Some 1,207 Open Undergraduate Scholarships were awarded, a fall of 4.7 percent. These scholarships totaled \$1.35 million. The award cutoff for a cumulative GPA remained at 3.70, and the payment per credit hour remained at \$100.

Graduate funding in 2005-06 fell from \$4.7 million in the previous year to \$4.3 million of which 74 percent was awarded through Graduate Fellowships, 17 percent for President's Ph.D. Research stipends, 6 percent for the C.D. Nelson Entrance Scholarships, and the remainder for Special Graduate Entrance Scholarships.

During 2005-06, applications for undergraduate student bursaries increased by 5 percent while assessed need declined by 5.9 percent. University funded bursaries decreased by 5 percent to \$4.35 million, but the share of assessed need receiving bursaries remained the same as last year at 85 percent of assessed need. Graduate bursaries increased by 11 percent and brought the total bursary budget to \$4.85 million, a decrease of 8.3 percent over 2004-05. A special Access Committee, established by the Board of Governors in Spring 2004, reviewed issues relating to

the increasing undergraduate tuition fees and the effect this was having on students' ability to attend university. The Access committee continued to provide advice to SPCSAB in 2005-06.

British Columbia Government Student Assistance programs increased the sum of student loans and grants by 4.3 percent to \$44.5 million while the number of student loans and grants declined by 2.9 percent to 15,135.

Simon Fraser University continued to fund the Work-Study Program with 507 awards costing \$537,000. This is the third year in which the University has funded these awards since the Province discontinued them.

Other notes of interest:

- Students who participated in the SFU International Field School programs, Foreign Exchange programs and International Co-op received 132 bursaries totaling \$196,000.
- The Aboriginal Bursary Program targeted at aboriginal students in financial need made 24 awards totaling over \$36,000.
- Total disbursements of Athletic awards increased slightly to \$485,000, and the revised recreation leadership awards totaled over \$76,000.

**SIMON FRASER UNIVERSITY****DEAN OF GRADUATE STUDIES***Memorandum*

**TO:** Chair  
Senate Policy Committee on  
Scholarships, Awards & Bursaries

**FROM:** Jonathan C. Driver  
Dean

**SUBJECT:** Annual Report: SPCSAB


**DATE:** October 4, 2006

---

I am pleased to enclose a summary of the graduate award disbursements in fiscal year 2005-06 in tabular form, for inclusion in the SPCSAB report to Senate.

**Disbursement Totals by Award:**

Graduate Fellowship	\$3,204,000
President's Ph.D. Research Stipend	\$ 708,000
C.D. Nelson Entrance	\$ 252,000
Special Graduate Entrance Scholarship	<u>\$ 149,500</u>
	<b>\$4,313,500</b>



c: J. Hinchliffe

## GRADUATE AWARDS IN FY 2005-06

BASE BUDGET 2005-06	\$3,940,097
NEGATIVE CARRYOVER - FY 2004-05	(\$565,781)
<b>TOTAL AVAILABLE FOR AWARDS</b>	<u>\$3,374,316</u>

	<u>AWARD NAME</u>	<u>NUMBER</u>	<u>VALUE</u>	<u>TOTAL</u>	
Summer '05 Semester	GF Master's	108	6,000	648,000	
	GF Ph.D.	95	6,000	570,000	
	Stipend	39	6,000	234,000	
	Nelson	15	6,000	90,000	
	Entrance	0	varies	<u>0</u>	1,542,000
Fall '05 Semester	GF Master's	137	6,000	822,000	
	GF Ph.D.	99	6,000	594,000	
	Stipend	37	6,000	222,000	
	Nelson	14	6,000	84,000	
	Entrance	35	varies	<u>144,500</u>	1,866,500
Spring '05 Semester	GF Master's	50	6,000	300,000	
	GF Ph.D.	46	6,000	276,000	
	Stipend	42	6,000	252,000	
	Nelson	12	6,000	72,000	
	Entrance	1	varies	<u>5,000</u>	905,000
<b>TOTAL AWARD EXPENDITURES</b>					<u>\$4,313,500</u>
<b>BALANCE AT FEBRUARY, 2006:</b>					(\$939,184)
Additional Budget Received in February, 2006:					
	Transfer from U/G SBA to cover 05-06 GS SBA Shortfall				\$928,000
	Transfer from GS Operating to offset balance of GS SBA Shortfall				<u>\$11,184</u>
					\$939,184
<b>BALANCE AT FISCAL YEAR END, (March 31, 2006):</b>					<u><u>\$0</u></u>



## Simon Fraser University

Associate Vice President Students and International  
tel 604-291-3941; fax 604-291-4341; email: peg\_johnsen@sfu.ca

### Memorandum

To: Jo Hinchliffe  
Secretary Senate Policy Committee on  
Scholarships, Awards & Bursaries

From: Peg Johnsen  
Acting Director,  
Administration

Re: Open Undergraduate Scholarship 2004/05  
Fiscal Summary

Date: October 4, 2006

The Open Undergraduate Scholarship program for the 2005/06 fiscal year continued to be awarded at the CumGPA level of 3.700 (same CumCGPA since 1996). In Fall 2005, the basic tuition fee increased by 2% from \$142.30 per credit hour to \$145.20 in addition to a 2% increase to premium fee credit hour fees.

The actual number of students receiving the Open Scholarship decreased from the previous year, with an overall decrease in the amount of open scholarship funding disbursed from the previous year. For 2005/06, there were a total of 1,207 Open Scholarship recipients, resulting in a 4% decrease in the number of Open Scholarship recipients over the previous fiscal year, and a less than 1% change in the average dollar value of the Open Undergraduate Scholarship disbursed over the previous fiscal.

The annual budget for the Open Undergraduate Scholarship program for the 2006/07 fiscal year remained the same as 2004/05. Total disbursements over the three terms for 2005/06 amounted to \$1,347,300.

Attached is a spreadsheet with an updated summary of the Open Undergraduate Scholarship data.

If you have any questions regarding the Open Undergraduate Scholarship, please do not hesitate to contact me.

Open Undergraduate Scholarship Data

1998/99	98-2	226	\$169,323	\$749	3.7	\$	77
	98-3	337	\$315,854	\$937	3.7	\$	77
	99-1	335	\$313,852	\$937	3.7	\$	77
<b>Total:</b>	<b>98/99</b>	<b>898</b>	<b>\$799,029</b>	<b>\$890</b>			
1999/00	99-2	241	\$176,176	\$731	3.7	\$	77
	99-3	334	\$313,159	\$938	3.7	\$	77
	2000-1	358	\$329,714	\$921	3.7	\$	77
<b>Total:</b>	<b>99/00</b>	<b>933</b>	<b>\$819,049</b>	<b>\$878</b>			
2000/01	00-2	235	\$173,789	\$740	3.7	\$	77
	00-3	355	\$333,256	\$939	3.7	\$	77
	01-1	345	\$318,087	\$882	3.7	\$	77
<b>Total:</b>	<b>2000/2001</b>	<b>935</b>	<b>\$825,132</b>	<b>\$882</b>			
	1 2001-2	295	\$218,372	\$740	3.7	\$	73
	2001-3	444	\$389,702	\$878	3.7	\$	73
	2002-1	439	\$381,352	\$873	3.7	\$	73
<b>Total:</b>	<b>2001-2002</b>	<b>1,178</b>	<b>\$989,426</b>	<b>\$841</b>			
2002/2003	2002-2	306	\$220,752	\$721	3.7	\$	73
	2002-3	496	\$515,970	\$1,040	3.7	\$	85
	2003-1	459	\$468,200	\$1,020	3.7	\$	85
<b>Total:</b>	<b>2002/2003</b>	<b>1,261</b>	<b>\$1,204,922</b>	<b>\$956</b>			
2003/2004	2003-2	335	\$272,680	\$814	3.7	\$	85
	2003-3	552	\$587,435	\$1,064	3.7	\$	100
	2004-1	504	\$525,600	\$1,043	3.7	\$	100
<b>Total:</b>	<b>2003/2004</b>	<b>1,391</b>	<b>\$1,385,715</b>	<b>\$974</b>			
2004/2005	2004-2	357	\$308,800	\$865	3.7	\$	100
	2004-3	478	\$580,800	\$1,215	3.7	\$	100
	2005-1	431	\$509,500	\$1,182	3.7	\$	100
<b>Total:</b>	<b>2004/2005</b>	<b>1,266</b>	<b>\$1,399,100</b>	<b>\$1,087</b>			
2005/06	2005-2	321	\$293,900	\$916	3.7	\$	100
	2005-3	469	\$557,100	\$1,188	3.7	\$	100
	2006-1	417	\$489,300	\$1,173	3.7	\$	100
<b>Total:</b>	<b>2005/2006</b>	<b>1,207</b>	<b>\$1,340,300</b>	<b>\$1,092</b>			

Open Undergraduate Scholarship Data

Fiscal Year	Sem	# Awards	Total Awarded	Avg Award	CGPA	Per credit
1989/90	89-3	399	\$240,616	\$603	3.6	\$ 52
	90-1	410	\$231,662	\$565	3.6	\$ 52
<b>Total:</b>	<b>89/90</b>	<b>809</b>	<b>\$472,278</b>	<b>\$584</b>		
1990/91	90-2	322	\$143,645	\$446	3.6	\$ 52
	90-3	467	\$290,444	\$622	3.6	\$ 55
	91-1	464	\$269,115	\$580	3.6	\$ 55
<b>Total:</b>	<b>90/91</b>	<b>1,253</b>	<b>\$703,204</b>	<b>\$561</b>		
1991/92	91-2	342	\$169,956	\$497	3.6	\$ 55
	91-3	465	\$318,246	\$684	3.6	\$ 62
	92-1	462	\$301,163	\$652	3.6	\$ 62
<b>Total:</b>	<b>91/92</b>	<b>1,269</b>	<b>\$789,365</b>	<b>\$622</b>		
1992/93	92-2	337	\$183,148	\$543	3.6	\$ 62
	92-3	422	\$298,984	\$708	3.6	\$ 62
	93-1	374	\$263,748	\$705	3.6	\$ 62
<b>Total:</b>	<b>92/93</b>	<b>1,133</b>	<b>\$745,880</b>	<b>\$658</b>		
1993/94	93-2	294	\$174,902	\$595	3.6	\$ 62
	93-3	195	\$161,636	\$829	3.75	\$ 68
	94-1	202	\$151,776	\$751	3.75	\$ 68
<b>Total:</b>	<b>93/94</b>	<b>691</b>	<b>\$488,314</b>	<b>\$707</b>		
1994/95	94-2	150	\$89,964	\$600	3.75	\$ 68
	94-3	214	\$182,500	\$853	3.68	\$ 73
	95-1	252	\$208,707	\$828	3.65	\$ 73
<b>Total:</b>	<b>94/95</b>	<b>616</b>	<b>\$481,171</b>	<b>\$781</b>		
1995/96	95-2	172	\$118,260	\$688	3.7	\$ 73
	95-3	233	\$220,605	\$947	3.7	\$ 77
	96-1	276	\$246,708	\$894	3.65	\$ 77
<b>Total:</b>	<b>95/96</b>	<b>681</b>	<b>\$585,573</b>	<b>\$860</b>		
1996/97	96-2	184	\$135,058	\$734	3.7	\$ 77
	96-3	280	\$267,545	\$956	3.7	\$ 77
	97-1	260	\$239,199	\$920	3.7	\$ 77
<b>Total:</b>	<b>96/97</b>	<b>724</b>	<b>\$641,802</b>	<b>\$886</b>		
1997/98	97-2	216	\$167,167	\$774	3.7	\$ 77
	97-3	323	\$302,918	\$939	3.7	\$ 77
	98-1	318	\$295,911	\$933	3.7	\$ 77
<b>Total:</b>	<b>97/98</b>	<b>857</b>	<b>\$765,996</b>	<b>\$894</b>		

## 2005 –2006 (1054 – 1061) Entrance Scholarship Program

This report provides entrance scholarship data specific to intake and retention. Entrance scholarships are available to new applicants to Simon Fraser who, at the time of admission to the University, demonstrate academic excellence or a combination of extraordinary personal achievement and academic excellence. Entrance awards target applicants who are academically qualified with a variety of circumstance and/or qualifications making them attractive prospects for the university. Examples include the TV5 Entrance scholarship (supporting recruitment of students to the French Cohort Program in the Faculty of Arts and Social Sciences), the SFU Surrey Entrance Awards (supporting the recruitment of students to our SFU Surrey campus), the Jack Diamond Entrance Awards (supporting athletic excellence), the Community Entrance Awards (supporting recruitment of prospective students coming from areas in BC that are underrepresented at SFU) and the 40<sup>th</sup> Anniversary Awards.

## Part one: New Admits

## Intake for the Fall 2005 (1057) scholarship cycle:

The September entry is the largest intake of entrance scholarship and award students with the great majority entering SFU directly from high schools in BC. Chart one is a comparison of scholarships offered vs. the final count of new entrance scholarships disbursed (accepted entrance scholarships) for 1057.

Chart one: offers vs. final registrants (accepts) for 2005 Fall

source SIMS October 2006

Award Title	offered	disbursed
DEANS SCHOLARSHIP FACULTY OF APPLIED SCIENCE	8	5
DEANS SCHOLARSHIP FACULTY OF ARTS AND SOCIAL SCIENCES	10	3
DEANS SCHOLARSHIP FACULTY OF BUSINESS ADMINISTRATION	4	4
DEANS SCHOLARSHIP FACULTY OF SCIENCE	11	4
DEANS SCHOLARSHIP IN THE FACULTY OF EDUCATION	1	1
INTERNATIONAL SUMMIT SCHOLARSHIP	108	15
NATIONAL TADEUSZ SPECHT MEMORIAL IN APPLIED SCIENCE	1	0
NATIONAL TADEUSZ SPECHT MEMORIAL IN SCIENCE	3	2
ROTARY CLUB OF VANCOUVER SUNRISE ENTRANCE SCHOLARSHIP	2	2
TADEUSZ SPECHT MEMORIAL SCHOLARSHIP IN APPLIED SCIENCE	5	3
TADEUSZ SPECHT MEMORIAL SCHOLARSHIP IN SCIENCE	85	7
THE B.C SECONDARY SIMON FRASER ENTRANCE SCHOLARSHIP	2	1
THE B.C. SECONDARY SCHOOL JACK DIAMOND ENTRANCE AWARD	13	13
THE B.C. SECONDARY SCHOOL SUMMIT ENTRANCE SCHOLARSHIP	1618	455
THE COMMUNITY ENTRANCE AWARD	2	1
THE GORDON M. SHRUM B.C. SECONDARY ENTRANCE SCHOLARSHIP	45	38
THE GORDON M. SHRUM NATIONAL ENTRANCE SCHOLARSHIP	10	5
THE H. Y. LOUIE ENTRANCE AWARD	3	3
THE JACK DIAMOND NATIONAL ENTRANCE AWARD	3	3
THE KEN CAPLE COLLEGE TRANSFER ENTRANCE SCHOLARSHIP	15	9
THE KENNETH STRAND NATIONAL ENTRANCE SCHOLARSHIP	84	19
THE LLOYD CARR-HARRIS SCHOLARSHIP	2	1
THE LOHN FOUNDATION ENTRANCE AWARD	2	2
THE SFU SURREY ENTRANCE AWARD	23	19
THE SHRUM INTERNATIONAL ENTRANCE SCHOLARSHIP	9	4
THE SHRUM SHAD VALLEY ENTRANCE SCHOLARSHIP	7	5
THE SIMON FRASER ALUMNI LEADERSHIP B.C. ENTRANCE SCHOL.	2	2
THE TV5 ENTRANCE SCHOLARSHIP (FRENCH COHORT PROGRAM)	5	5
THE WILLIAM M. HAMILTON COLLEGE TRANSFER SCHOLARSHIP	2	2
<b>Grand Total</b>	<b>2085</b>	<b>633</b>



Chart two: 40<sup>th</sup> Anniversary Award

Award Title	Disbursed 85-89% admission average
THE 40TH ANNIVERSARY AWARD (2005, Fall) Introduced 1057	768

Significant for the Fall of 2005 was the introduction of the 40<sup>th</sup> Anniversary Award targeting students presenting 85-89% at the time of admission. With the objective of remaining competitive with UBC's \$500 "book voucher" award to students in the 86-89% range, SFU 40<sup>th</sup> Anniversary recipients received a **one-time** disbursement of \$500 (no renewal). The award had the added benefit of providing a cushion to rescinded Summit entrance Scholarship winners who fell below 88% on final grades.

Chart 3: New awards disbursed for 2006, Spring (1061)

Award Title	Disbursed
THE 40TH ANNIVERSARY AWARD	37
GENERAL ENTRANCE SCHOLARSHIP	1
INTERNATIONAL SUMMIT SCHOLARSHIP	6
PHI THETA KAPPA INTERNATIONAL SUMMIT SCHOLARSHIP	1
THE B.C. SECONDARY SCHOOL SUMMIT ENTRANCE SCHOLARSHIP	16
THE KEN CAPLE COLLEGE TRANSFER ENTRANCE SCHOLARSHIP	7
THE KENNETH STRAND NATIONAL ENTRANCE SCHOLARSHIP	1
THE WILLIAM M. HAMILTON COLLEGE TRANSFER ENTRANCE SCHOLARSHIP	1
<b>Grand Total</b>	<b>33</b>

For comparative purposes, Chart four provides entrance scholarship registration numbers over the past five fall intakes. New awards include: The Shad Valley Gordon M. Shrum Entrance Scholarship, The Community Entrance Award, The SFU Surrey Entrance Award and the TV5 Entrance Scholarship (awarded at the discretion of SFU's Office of Francophone and Francophile Affairs).

Chart four: Fall entrance scholarship comparison on first installment

SCHOLARSHIP	2001, Fall	2002, Fall	2003, Fall	2004, Fall	2005, Fall
DEANS APPLIED SCIENCE	3	3	5	4	5
DEANS BUSINESS ADMINISTRATION	2	1	4	3	4
DEANS FACULTY OF ARTS	7	3	6	8	3
DEANS FACULTY OF SCIENCE	1	4	4	2	4
DEANS EDUCATION				1	1
GENERAL ENTRANCE SCHOLARSHIP	1	3		2	0
HAMILTON COLLEGE TRANSFER SCHOL.	2	3	3	3	2
INTERNATIONAL SUMMIT SCHOLARSHIP	11	13	5	14	15
JACK DIAMOND NATIONAL SCHOLARSHIP	2	4	2	1	3
KENNETH STRAND NATIONAL SCHOLARSHIP	12	11	23	19	19
NATIONAL SHRUM ENTRANCE SCHOLARSHIP	6	4	5	1	5
PHI THETA KAPPA INT'L SCHOLARSHIP		2		1	0
SHRUM INTERNATIONAL ENTRANCE SCHOLARSHIP	6	7	8	7	4
TADEUSZ SPECHT APPLIED SCIENCE	2	1	5	0	3
TADEUSZ SPECHT IN SCIENCE	22	39	7	8	7
TADEUSZ SPECHT IN SCIENCE (national)				1	2
TECHONE SUMMIT SCHOLARSHIP		10	8	8	n/a
THE ALUMNI LEADERSHIP SCHOLARSHIP		1	2	2	2
THE GORDON M. SHRUM SCHOLARSHIP	15	17	34	28	38
THE H.Y. LOUIE ENTRANCE AWARD			Introduced 1047	5	3

THE JACK DIAMOND ENTRANCE SCHOL.	14	12	14	14	13
THE KEN CAPLE COLLEGE SCHOLARSHIP	7	15	8	5	9
THE LLOYD CARR-HARRIS SCHOLARSHIP (BUSINESS)			Introduced 1047	1	1
THE LOHN FOUNDATION ENTRANCE AWARD			Introduced 1047	3	2
ROTARY CLUB OF VANCOUVER SUNRISE					2
THE SIMON FRASER SCHOLARSHIP	1		1	2	1
THE SUMMIT ENTRANCE SCHOLARSHIP	137	114	540	412	455
THE SFU SURREY ENTRANCE AWARDS				Introduced 1057	19
THE SHRUM SHAD VALLEY				Introduced 1057	5
THE TV5 (FRENCH COHORT PROGRAM)				Introduced 1057	5
THE COMMUNITY ENTRANCE AWARDS				Introduced 1057	1
<b>Grand Total</b>	<b>251</b>	<b>267</b>	<b>684</b>	<b>554</b>	<b>633</b>

### Part two: Scholarship Retention

The over all success rate (scholarship retention), based on the number of scholarship holders who achieve  $\geq 3.0$  on their first semester and "retain" their scholarship, was up for the 1057 entry cohort. This number is significantly influenced by the Summit retention rate: 77% vs. 66% for the previous year.

Chart five: Success rates on 2nd disbursement, 2006, Spring

Award Title	1057 entry cohort possible disbursement less deferrals	Disbursed Spring 2006 1061 disbursement based on $\geq 3$	Scholarship retention 1057 entry cohort success rate
DEANS SCHOLARSHIP FACULTY OF APPLIED SCIENCE	5	5	100.00%
DEANS SCHOLARSHIP FACULTY OF ARTS AND SOCIAL SCIENCES	3	3	100.00%
DEANS SCHOLARSHIP FACULTY OF BUSINESS ADMINISTRATION	3	2	66.67%
DEANS SCHOLARSHIP FACULTY OF SCIENCE	4	4	100.00%
DEANS SCHOLARSHIP IN THE FACULTY OF EDUCATION	1	1	100.00%
INTERNATIONAL SUMMIT SCHOLARSHIP	15	10	66.67%
NATIONAL TADEUSZ SPECHT MEMORIAL (SCIENCE)	2	2	100.00%
TADEUSZ SPECHT MEMORIAL SCHOLARSHIP IN APPLIED SCIENCE	3	3	100.00%
TADEUSZ SPECHT MEMORIAL SCHOLARSHIP IN SCIENCE	7	7	100.00%
THE B.C SECONDARY SIMON FRASER ENTRANCE SCHOLARSHIP	1	1	100.00%
THE B.C. JACK DIAMOND ENTRANCE AWARD*	13	13*	100.00%
THE B.C. SECONDARY SCHOOL SUMMIT ENTRANCE SCHOLARSHIP	442	343	77.60%
THE COMMUNITY ENTRANCE AWARDS	1	0	0.00%
THE GORDON M. SHRUM B.C. ENTRANCE SCHOLARSHIP	38	36	94.74%
THE GORDON M. SHRUM NATIONAL ENTRANCE SCHOLARSHIP	4	4	100.00%
THE H. Y. LOUIE ENTRANCE AWARD	3	3	100.00%
THE JACK DIAMOND NATIONAL ENTRANCE AWARD*	3	3*	100.00%
THE KEN CAPLE COLLEGE TRANSFER ENTRANCE SCHOLARSHIP	9	7	77.78%
THE KENNETH STRAND NATIONAL ENTRANCE SCHOLARSHIP	19	15	78.95%
THE LLOYD CARR-HARRIS SCHOLARSHIP	1	1	100.00%
THE LOHN FOUNDATION ENTRANCE AWARD	2	2	100.00%
THE SFU SURREY ENTRANCE AWARDS *	18	12*	66.67%

THE SHRUM INTERNATIONAL ENTRANCE SCHOLARSHIP	3	3	100.00%
THE SHRUM SHAD VALLEY ENTRANCE SCHOLARSHIPS	5	5	100.00%
THE SIMON FRASER ALUMNI LEADERSHIP B.C. SECONDARY	2	2	100.00%
THE WILLIAM M. HAMILTON COLLEGE TRANSFER SCHOLARSHIP	2	1	50.00%
<b>Grand Total</b>	<b>609</b>	<b>488</b>	<b>80.33%</b>

\* JACK DIAMOND ENTRANCE AWARD (former entrance "scholarship"): For disbursement 1, attain a 2.0 and be registered in 12 or more credit hours

\* SURREY ENTRANCE AWARDS: Disbursement 1, attain a 2.0 and be registered in 12 or more credit hours

Chart six: (Scholarship Retention cont.) success rates ( $\geq 0$ ) on 2nd disbursement

Award title	1037 entry cohort success rate	1047 entry cohort success rate	1057 entry cohort success rate
DEANS APPLIED SCIENCE	60.00%	75.00%	100%
DEANS FACULTY OF ARTS	80.00%	100.00%	100%
DEANS BUSINESS ADMINISTRATION	100.00%	33.33%	66.67%
DEANS SCHOLARSHIP FACULTY OF SCIENCE	100.00%	100.00%	100%
DEANS EDUCATION	NA	100.00%	100%
GENERAL ENTRANCE SCHOLARSHIP	100.00%	100.00%	n/a
INTERNATIONAL SUMMIT SCHOLARSHIP	60.00%	42.86%	66.67%
NATIONAL TADEUSZ SPECHT IN SCIENCE	NA	0.00%	100%
TADEUSZ SPECHT MEMORIAL IN SCIENCE	71.43%	75.00%	100%
TECHONE SUMMIT SCHOLARSHIP	75.00%	83.33%	n/a
THE SIMON FRASER ENTRANCE	100.00%	100.00%	100%
THE B.C. JACK DIAMOND ENTRANCE	30.00%	7.14%	100%
THE SUMMIT ENTRANCE SCHOLARSHIP	60.90%	66.08%	77.60%
THE GORDON M. SHRUM (B.C. )	97.14%	100.00%	94.74%
THE GORDON M. SHRUM NATIONAL ENTRANCE	100.00%	100.00%	100%
THE H. Y. LOUIE ENTRANCE AWARD	66.67%	75.00%	100%
THE JACK DIAMOND NATIONAL ENTRANCE	50.00%	0.00%	100%
THE KEN CAPLE COLLEGE TRANSFER	100.00%	100.00%	77.78%
THE KENNETH STRAND NATIONAL	54.55%	44.44%	78.95%
THE LLOYD CARR-HARRIS SCHOLARSHIP	N/A	100.00%	100%
THE LOHN FOUNDATION ENTRANCE AWARD	100.00%	33.33%	100%
THE SHRUM INTERNATIONAL SCHOLARSHIP	100.00%	100.00%	100%
THE SIMON FRASER ALUMNI LEADERSHIP	100.00%	100.00%	100%
THE WILLIAM M. HAMILTON COLLEGE	100.00%	100.00%	50%
THE TADEUSZ SPECHT IN APPLIED SCIENCE	80.00%	100.00%	100%
<b>Grand Total</b>	<b>64.95%</b>	<b>66.85%</b>	<b>80.33%</b>

The Major entrance award winners are some of the most highly valued undergraduate students in the university. Chart seven provides a snapshot of the retention rate for the major award winners on their third installment onwards at 1061 (Spring semester, 2006). Overall, the major award winners have over a 90% success rate. The renewal requirement for these awards is  $\geq 5.0$  (CGPA, SGPA).

KEY to chart seven:

DEF	deferred
DEN	denied
DIS	disbursed

DRP	dropped (did not meet previous semester conditions)
TRM	terminated (loses scholarship)
Renewal numbers	"0" (1 <sup>st</sup> installment based on entering grade), "1" (2 <sup>nd</sup> installment based on first semester performance of $\geq 3.0$ ), "2" through "7" (based on CGPA and SGPA of 3.5 for major awards)
Success rate	total/total less den, drp & trm

Chart seven: major award renewal data at Spring, 2006 ( 1061)

Award Title	Renewal Number	DEF	DEN	DIS	DRP	TRM	Total possible disbursements	success rate
DEANS SCHOLARSHIP APPLIED SCIENCE	2		1	2			3	66.67%
DEANS SCHOLARSHIP APP. SCIENCE Total			1	2			3	66.67%
DEANS SCHOLARSHIP ARTS AND SOCIAL SCI	2	1	2				3	33.33%
	3			5			5	100.00%
DEANS SCHOLARSHIP ARTS Total		1	2	5			8	75.00%
DEANS SCHOLARSHIP BUSINESS	2			1			1	100.00%
DEANS SCHOLARSHIP BUSINESS Total				1			1	100.00%
DEANS SCHOLARSHIP SCIENCE	2	1					1	100.00%
	3			1			1	100.00%
DEANS SCHOLARSHIP SCIENCE Total		1		1			2	100.00%
DEANS SCHOLARSHIP EDUCATION	3			1			1	100.00%
DEANS SCHOLARSHIP EDUCATION Total				1			1	100.00%
THE B.C SECONDARY SIMON FRASER	3	1					1	100.00%
	4	1		2			3	100.00%
THE B.C SECONDARY SIMON FRASER Total		2		2			4	100.00%
THE GORDON M. SHRUM B.C.	2		2	1	1		4	25.00%
	3	2		18		1	21	95.24%
	4	2		8			10	100.00%
	5	4	2	17			23	91.30%
	6	3	1	4		1	9	77.78%
	7	3		7		1	11	90.91%
THE GORDON M. SHRUM B.C. Total		14	5	55	1	3	78	88.46%
THE GORDON M. SHRUM NATIONAL	3			1			1	100.00%
	5			3			3	100.00%
	6			2			2	100.00%
	7			1			1	100.00%
THE GORDON M. SHRUM NATIONAL Total				7			7	100.00%
THE LLOYD CARR-HARRIS SCHOLARSHIP	2			1			1	100.00%
THE LLOYD CARR-HARRIS SCHOL. Total				1			1	100.00%
THE SHRUM INTERNATIONAL	3	1		7			8	100.00%
	4	1		2			3	100.00%
	5			2			2	100.00%
	6	1		6			7	100.00%
	7			5			5	100.00%
THE SHRUM INTERNATIONAL Total		3		22			25	100.00%
THE SIMON FRASER ALUMNI LEADERSHIP	3			2			2	100.00%
	4			1			1	100.00%
	5			1			1	100.00%
	7	1					1	100.00%
SIMON FRASER ALUMNI LEADERSHIP Total		1		4			5	100.00%
W. M. HAMILTON COLLEGE TRANSFER	2	1		2			3	100.00%
	3	1					1	100.00%
W. M. HAMILTON COLLEGE TRANSFER Total		2		2			4	100.00%
Grand Total		24	9	104	1	3	141	90.78%

**Part three: Expenditures**

Higher rates of acceptance and retention, and the introduction of new awards (40<sup>th</sup> Anniversary in particular) pushed up total expenditures.

Comparison - total expenditures on entrance scholarship disbursements 1999-2006

1999-2000	2000-2001	2001-2002	2002-2003	2003-2004	2004-2005	2005-2006
\$1,268,986	\$1,323,654	\$1,352,290	\$1,520,810	\$2,812,397	\$2,550,630	\$3,511,999



---

**Report to the  
Senate Policy Committee on Scholarships, Awards, and Bursaries**

**Scholarship for In-Course Undergraduate Students  
And  
Academic and Service Awards for the University Community 2005-2006**

**Endowed/Annual Scholarships for In-Course Undergraduate Students**

Scholarships funded through endowments and annual gifts from donors are available to continuing, full-time undergraduate students who meet specified criteria and have a minimum cumulative grade point average of 3.50. To be considered students must submit applications to Financial Assistance by the end of the second week of classes of the semester the scholarship is offered. Most endowed and Annual Scholarships are adjudicated directly by the Senate Undergraduate Awards Adjudication Committee (SUAAC). Some of these scholarships are selected by nomination of the academic department and confirmed by the SUAAC. Information about all of these scholarships is published in the University Calendar and listed on the web site.

The table below shows the changes over time in the total dollars and number of scholarships awarded. In 2005/06 the Endowed/Annual Funds showed a decrease in awards given, but an increase in the total dollar value. This is due to the decision by the Department of Statistics and Actuarial Science to increase the value of the Department of Statistics and Actuarial Science Award from \$25 to \$175 and decrease the number of awards, a decrease of 33 awards.

The Engineering Science Undergraduate Student Project Award also had a decrease in the number of awards disbursed by more than half. In 2004/05 there were 59 awards disbursed but in 2005/06 only 26 awards were given out.

In 2005/06 there were no new endowed or annual scholarships established.

**Academic and Service Awards for the University Community**

Academic and Service Awards are given to students, faculty or staff for outstanding performance in an academic area or outstanding service to the University or the community at large. These awards include the Terry Fox Gold Medal, the BC Sugar Achievement Award, the C.D. Nelson Award, Contemporary Arts Awards, History Book prizes and many others. Academic and Service Awards reported in the table below are funded through donor based endowments, annual gifts or by University operating dollars.

Although no additional budget has been allocated to existing SFU funded awards, the Aboriginal Student Leadership Award was created in 2004. Five of these awards valued at \$2,000 each were awarded in 2005-06. In addition, the Faculty of Business Administration nominated 26 students for the Business International Exchange Award in 2005/06 but had only given this award to 17 students in 2004/05.

Unfortunately, there were no Canadian Merit Scholarship Foundation National Scholars to support this year (see External Awards report for more information).

Five new awards, 3 annual donation and 2 endowment, were established in 2005-06.

**In-Course Scholarships, Academic and Service Awards**

	In-Course Endowed/Annual Scholarships		Endowed/Annual Awards		SFU Funded Awards	
	# of Awards	Total \$	# of Awards	Total \$	# of Awards	Total \$
05/06	297	258,050	141	84,155	152	90,362
04/05	286	243,659	207	73,841	135	68,906
03/04	263	213,560	187	77,908	121	67,310
02/03	289	228,091	212	62,717	109	58,178
01/02	248	195,950	160	57,981	109	57,779
00/01	227	171,825	144	51,934	101	50,287
99/00	232	194,705	119	44,430	102	49,757
98/99	203	147,690	115	41,435	92	43,907
97/98	184	138,503	68	30,670	113	45,009
96/97	179	131,125	66	27,161	87	45,900
95/96	169	114,870	59	24,720	87	46,307
94/95	165	117,290	52	12,330	84	44,250

Submitted by C. French, October 2006



**Report to the**

**Senate Policy Committee on Scholarships, Awards and Bursaries**

**Government Part-time Student Assistance and Canada Study Grants 2005-2006**

**Government Part-time Student Assistance**

To be eligible for the federal government Part-time Canada Student Loans (PT-CSL) and Canada Study Grant for High-Need Part-Time Students (CSG-HNPT), students must be registered in less than nine credit hours and have a demonstrated financial need. These programs assist with educational cost only and do not include support for living expenses. In 2005-2006, 95 applications were received for Part-time Loan and Grant. Of those students, 76 qualified for grant only, loan only, or grant and loan with a total assessed need of \$114,940.

Students receiving a Part-time Loan must start making payments on the interest immediately, while still in studies. Many students find this a difficult condition to meet and therefore avoid the loan program. In 2005-2006, of the 25 students who were awarded loans totaling \$37,012 only 20 students actually accepted the funding totaling \$31,191.

In order to be eligible for grant funding, students must not only demonstrate financial need but also meet specific criteria for not studying full-time. The list of acceptable conditions for maintaining part-time studies includes: permanent disability, medical issues, being a single parent, being parent from a low income family, caring for an elderly dependent, taking prerequisites to enter a full-time program and requiring less than nine credit hours to fulfill graduation requirements. The CSG-HNPT program has a maximum award value of \$1,200 per program year and is well used by Simon Fraser students. In 2005-2006, 57 students received grant awards totaling \$63,256. Seven of these students also received part-time loans and are also included in the loan statistics.

**Part-Time Canada Student Loan**

	Number of Awards	Total \$ Awarded	# Loans to Released	Total \$ Loans Released
05/06	25	37,012	20	31,191
04/05	28	43,946	24	38,389
03/04	22	24,240	19	21,244
02/03	18	18,239	16	16,286
01/02	7	6,526	5	3,669
00/01	13	10,700	8	6,778
99/00	45	24,480	2	2,679
98/99	36	26,103	Not recorded	Not recorded
97/98	45	45,550	Not Recorded	Not Recorded



### Canada Student Grant for High Need Part-time Students

	Number of Awards	Total \$ Awarded
05/06	57	63,256
04/05	41	44,446
03/04	42	43,513
02/03	47	45,450
01/02	54	50,739
00/01	54	51,014
99/00	83	73,072
98/99	108	112,407
97/98	70	65,365

### Canada Study Grant for Female Doctoral Students (CSG-FD)

The federal government offers a grant program to support female doctoral students in specific programs. The goal of the program is to encourage female students with financial need to continue studies to the doctoral level in fields that have an under representation of females based on national statistics.

Commencing 2001/02 these grants were assessed as part of the B.C. Student Assistance Program application and a separate application is not required. For those students who meet the criteria for a CSG-FD, the grants are automatically calculated and the award replaces federal loan funding. In other words, students do not receive additional funding but have a portion of their debt (loan) converted to grant.

	Number of Awards	Total \$ Awarded
05/06	3	9,000
04/05	1	3,000
03/04	7	18,327
02/03	3	8,749
01/02	5	14,569
00/01	7	17,781
99/00	6	13,966
98/99	3	8,876
97/98	1	1,769

### Canada Access Grant for Students with Permanent Disabilities

The Canada Access Grant for Students with Permanent Disabilities was introduced in Fall 2005. The purpose of the grant is to support students with permanent disabilities whose course load is less than 9 credit hours.

	Number of Awards	Total \$ of Awards	Number of Grants Released	Total \$ Grants Released
05/06	13	13,652	10	11,845

Submitted by C. French, October 2006



**Report to the  
Senate Policy Committee on Scholarships, Awards and Bursaries**

**External Scholarships, Awards and Bursaries 2005-2006**

Each year Simon Fraser University students receive scholarships, awards and bursaries that are administered and adjudicated by organizations and corporations external to the University. Scholarships, awards and bursaries in this category include: Canadian Merit Scholarship Foundation Awards, Canadian Millennium Scholarship Foundation Merit Awards, Terry Fox Humanitarian Awards, Canada Trust Scholarships, awards administered by the Association of Universities and Colleges of Canada, and many others.

In the 2005-06 year, Simon Fraser undergraduates received 328 external scholarships, awards and bursaries totaling \$522,795. The awards have been categorized by the definitions used for our internal programs: scholarships are based primarily on academic performance; bursaries are based primarily on financial need; and awards are based on community service, excellence in a specific endeavor or a combination of criteria.

Financial Assistance also actively promotes the availability of and assists students with the application process for numerous external awards that are not reported in the table below. These awards support students' educational goals during and after studies at Simon Fraser University but are not disbursed through the University. Awards programs in this category include the Rhodes Scholarship, the Queen Elizabeth II BC Centennial Scholarship, and many others.

**Canadian Merit Scholarship Foundation**

Included in the numbers reported below are recipients of the Canadian Merit Scholarship Foundation awards. These scholarships are awarded to graduating high school students on the basis of academic excellence, community service and leadership. Simon Fraser University is one of a consortium of Canadian universities that work with the Foundation to select and support recipients. National winners receive a four year award including an annual grant of \$6,000 from the Foundation and an annual tuition waiver to a maximum of \$6,000 from the University. Although we have had winners in previous years, in 2005-06 Simon Fraser had no National or Provincial winners in attendance. The table below includes the funds from the Foundation but Simon Fraser's disbursements for tuition in any year are reported with the Scholarships for In-Course Undergraduate Students.

**Canada Millennium Scholarship Foundation Awards**

Also included in the numbers below are recipients of the Canada Millennium Scholarship Foundation merit awards. These scholarships are granted on the basis of academic performance, community service, leadership and entrepreneurship. In 2005-06, there were 9 National Award winners attending Simon Fraser University, 9 Provincial/Territorial Award winners, and 11 local award winners.

The World Petroleum Congress and Canadian Millennium Foundation offered a new award in 2003-04 to recognize students enrolling in studies related to the petroleum industry who demonstrated academic merit and financial need. In 2005-06 four SFU students received these awards, 1 at \$4,500 and 3 at \$3,000 each, totaling \$13,500.

Another new scholarship was also established by the Canadian Millennium Foundation in 2003-04. The National In-Course Millennium Scholarship recognizes upper level post secondary

students who demonstrate academic merit and leadership. Fifteen SFU students received a total of \$64,000 from the National In-Course Scholarship program in 2005-06.


UNDERGRADUATE EXTERNAL

	External Scholarships		External Awards		External Bursaries	
	Total # of Scholarships	Total \$	Total # of Awards	Total \$	Total # of Bursaries	Total \$
05/06	270	471,745	7	15,500	51	35,550
04/05	261	487,823	11	17,700	62	39,725
03/04	247	437,854	0	0	31	20,900
02/03	236	381,781	5	6,715	60	35,394
01/02	216	294,590	14	15,840	72	44,775
00/01	204	226,270	7	10,500	56	38,061
99/00	181	176,827	10	16,283	61	39,034
98/99	130	117,382	56	54,913	35	23,374
97/98	118	109,562	36	37,008	71	48,369

GRADUATE EXTERNAL

	External Scholarships		External Awards		External Bursaries	
	Total # of Scholarships	Total \$	Total # of Awards	Total \$	Total # of Bursaries	Total \$
05/06	7	12,298	0	0	3	3,066
04/05	1	625	0	0	1	2,000
03/04	9	13,650	0	0	1	500
02/03	3	3,600	0	0	3	3,000
01/02	6	7,200	0	0	1	2,000
00/01	5	6,300	0	0	3	1,400
99/00	8	6,550	0	0	2	980
98/99	8	8,500	0	0	2	1,076
97/98	4	4,900	0	0	9	21,768

Submitted by C. French, October 2006



**Report to the  
Senate Policy Committee on Scholarships, Awards and Bursaries**

**External Scholarships, Awards and Bursaries 2005-2006**

Each year Simon Fraser University students receive scholarships, awards and bursaries that are administered and adjudicated by organizations and corporations external to the University. Scholarships, awards and bursaries in this category include: Canadian Merit Scholarship Foundation Awards, Canadian Millennium Scholarship Foundation Merit Awards, Terry Fox Humanitarian Awards, Canada Trust Scholarships, awards administered by the Association of Universities and Colleges of Canada, and many others.

In the 2005-06 year, Simon Fraser undergraduates received 328 external scholarships, awards and bursaries totaling \$522,795. The awards have been categorized by the definitions used for our internal programs: scholarships are based primarily on academic performance; bursaries are based primarily on financial need; and awards are based on community service, excellence in a specific endeavor or a combination of criteria.

Financial Assistance also actively promotes the availability of and assists students with the application process for numerous external awards that are not reported in the table below. These awards support students' educational goals during and after studies at Simon Fraser University but are not disbursed through the University. Awards programs in this category include the Rhodes Scholarship, the Queen Elizabeth II BC Centennial Scholarship, and many others.

**Canadian Merit Scholarship Foundation**

Included in the numbers reported below are recipients of the Canadian Merit Scholarship Foundation awards. These scholarships are awarded to graduating high school students on the basis of academic excellence, community service and leadership. Simon Fraser University is one of a consortium of Canadian universities that work with the Foundation to select and support recipients. National winners receive a four year award including an annual grant of \$6,000 from the Foundation and an annual tuition waiver to a maximum of \$6,000 from the University. Although we have had winners in previous years, in 2005-06 Simon Fraser had no National or Provincial winners in attendance. The table below includes the funds from the Foundation but Simon Fraser's disbursements for tuition in any year are reported with the Scholarships for In-Course Undergraduate Students.

**Canada Millennium Scholarship Foundation Awards**

Also included in the numbers below are recipients of the Canada Millennium Scholarship Foundation merit awards. These scholarships are granted on the basis of academic performance, community service, leadership and entrepreneurship. In 2005-06, there were 9 National Award winners attending Simon Fraser University, 9 Provincial/Territorial Award winners, and 11 local award winners.

The World Petroleum Congress and Canadian Millennium Foundation offered a new award in 2003-04 to recognize students enrolling in studies related to the petroleum industry who demonstrated academic merit and financial need. In 2005-06 four SFU students received these awards, 1 at \$4,500 and 3 at \$3,000 each, totaling \$13,500.

Another new scholarship was also established by the Canadian Millennium Foundation in 2003-04. The National In-Course Millennium Scholarship recognizes upper level post secondary

students who demonstrate academic merit and leadership. Fifteen SFU students received a total of \$64,000 from the National In-Course Scholarship program in 2005-06.

UNDERGRADUATE EXTERNAL

	External Scholarships		External Awards		External Bursaries	
	Total # of Scholarships	Total \$	Total # of Awards	Total \$	Total # of Bursaries	Total \$
05/06	270	471,745	7	15,500	51	35,550
04/05	261	487,823	11	17,700	62	39,725
03/04	247	437,854	0	0	31	20,900
02/03	236	381,781	5	6,715	60	35,394
01/02	216	294,590	14	15,840	72	44,775
00/01	204	226,270	7	10,500	56	38,061
99/00	181	176,827	10	16,283	61	39,034
98/99	130	117,382	56	54,913	35	23,374
97/98	118	109,562	36	37,008	71	48,369

GRADUATE EXTERNAL

	External Scholarships		External Awards		External Bursaries	
	Total # of Scholarships	Total \$	Total # of Awards	Total \$	Total # of Bursaries	Total \$
05/06	7	12,298	0	0	3	3,066
04/05	1	625	0	0	1	2,000
03/04	9	13,650	0	0	1	500
02/03	3	3,600	0	0	3	3,000
01/02	6	7,200	0	0	1	2,000
00/01	5	6,300	0	0	3	1,400
99/00	8	6,550	0	0	2	980
98/99	8	8,500	0	0	2	1,076
97/98	4	4,900	0	0	9	21,768

Submitted by C. French, October 2006



**Report to the  
Senate Policy Committee on Scholarships, Awards and Bursaries**

**Bursary Program 2005-2006**

Bursaries are awarded on the basis of financial need and satisfactory academic performance to full-time undergraduate and graduate students\*. Bursaries are funded through endowments and annual gifts from donors as well as through university operating funds. Bursaries are adjudicated by Financial Assistance on behalf of the Senate Undergraduate Awards Adjudication Committee. Information about the bursary programs is published in the University Calendar and on the Financial Assistance website.

In the 2005-06 reporting year (May 2005 – April 2006), Financial Assistance received 6,126 applications with a total calculated financial need of \$6,617,374. This represents a decrease in student financial need of \$420,962 or 6% over the previous year. This decrease could be accounted for by an increase in the maximum award funding from the BC Student Assistance Program (see Government Assistance report for details) In 2004-05 the University funded bursary budget increased from \$2,567,835 to \$4,902,725, but remained unchanged in 2005-06. Individual student bursaries for domestic and grandfathered international students were awarded at an annual average of 85% of assessed need in 2005-06. Fee schedule A international students were awarded at an annual average of approximately 56%.

The tables below compare changes in the Bursary program over time. The SFU Open Bursaries and the SFU Daycare Bursaries are funded by University operating funds and are disbursed from one umbrella allocation. The Annual and Endowed Bursaries are funded through annual or long-term gifts from donors. In 2005-06 year, 3 new donor funded bursaries were established, 1 by annual donation and 2 by endowments.

Included in the SFU Open Undergraduate (domestic) data reported below is funding to a World University Services of Canada (WUSC) refugee student for three semesters. Simon Fraser University has an agreement with the Simon Fraser Student Society to assist in the support of two students a year identified and immigrated to Canada by WUSC. The University pays for tuition up to 12 credit hours each semester, the athletic and recreation fee, the student services fee, residence fees (dorms only), and a \$500 start-up bursary.

SFU Open Bursaries for international undergraduate students includes funding for two groups of students, those entering the university prior to September 2003 and those entering on or after September 2003. Bursaries for International students entering on or after September 2003 are funded through their own tuition revenue. In 2005-06 the budget for these students was \$750,000 and 537 bursaries totaling \$661,050 were awarded. In addition any of these students who were included in the Work-Study program were funded from the designated bursary budget.

The SFU Open Graduate Bursary figures reported below includes the TSSU Child Care Bursary. This is the sixth year of this bursary program that is included in the TSSU employment contract with the University. This year 13 bursaries totaling \$25,540 were disbursed. Eight bursaries were awarded to domestic students (\$19,125) and 5 were awarded to international students (\$6,415)

\*Undergraduate students are considered full-time if they are registered in 9 or more semester hours of normally graded courses. Graduate students must be registered in an approved full-time program.

**Summary Bursary Totals**

	Total number Applications	Total Calculated Need	Total Undergraduate Bursaries Awd \$	Total Graduate Bursaries Awd \$	Grand Total Bursaries Awd \$
05/06	6,126	6,617,374	4,352,181	501,942	4,854,123
04/05	5,817	7,038,336	4,843,988	451,813	5,295,801
03/04	4,697	6,468,740	3,222,505	415,713	3,638,218
02/03	4,012	3,237,696	1,964,929	141,942	2,106,871
01/02	3,429	2,476,765	1,070,295	91,530	1,161,825
00/01	2,870	2,013,725	1,008,105	79,146	1,087,251
99/00	2,615	1,751,834	972,375	68,012	1,040,387
98/99	2,514	1,565,785	931,361	71,553	1,002,914
97/98	2,558	1,296,738	895,826	70,639	966,465
96/97	2,078	1,068,339	875,412	80,904	956,316

**Undergraduate Bursaries - General**

	SFU Open (domestic)		SFU Open (international)		SFU Daycare		Annual and Endowed	
	# of Awards	Total \$	# of Awards	Total \$	# of Awards	Total \$	# of Awards	Total \$
05/06	2,491	2,505,050	841	1,141,190	1	165	545	471,465
04/05	2,856	2,558,837	938	1,428,385	13	5,931	690	572,575
03/04	2,320	1,502,092	735	1,014,020	18	5,451	600	522,662
02/03	1,461	1,047,642	330	400,950	10	2,628	595	513,709
01/02	1,166	457,100	186	111,243	10	2,670	656	499,282
00/01	1,023	470,892	136	93,100	5	2,116	517	441,997
99/00	891	415,511	163	127,540	10	4,263	538	425,061
98/99	818	414,171	158	122,258	5	1,107	514	393,825
97/98	777	420,692	116	116,833	12	3,142	436	355,159
96/97	623	411,120	112	115,015	12	1,935	417	347,342
95/96	608	381,443	176	145,325	30	6,540	429	316,235
94/95	535	289,518	152	117,014	65	12,695	477	329,135



**Graduate Bursaries - General**

	SFU Open (domestic)		SFU Open (international)		SFU Daycare		Annual and Endowed	
	# of Awards	Total \$	# of Awards	Total \$	# of Awards	Total \$	# of Awards	Total \$
05/06	231	233,480	178	213,380	6	2,732	20	26,310
04/05	253	261,285	112	118,280	13	5,923	20	17,530
03/04	184	197,880	63	60,854	13	7,019	30	26,055
02/03	42	25,310	28	23,160	4	1,137	17	16,345
01/02	87	47,765	31	14,775	3	570	35	28,420
00/01	90	54,870	27	13,405	1	406	10	10,465
99/00	79	46,110	27	16,665	2	1,087	6	4,150
98/99	59	43,453	36	21,945	0	0	7	6,155
97/98	61	45,590	25	17,494	2	553	8	7,002
96/97	43	48,018	29	24,985	10	3,267	5	4,634
95/96	37	36,825	54	44,700	19	4,727	6	9,400
94/95	58	41,225	53	43,600	23	6,005	9	4,650

**Program Funded Bursaries for Credit Based Graduate Programs**

Beginning in the 2004-05 academic year, credit based graduate programs were required to contribute funds toward bursaries for their students from their tuition revenue. These programs are reported below. In 2005-06, program funded bursaries totaling \$37,555 were disbursed to students in these programs, 4 bursaries totaling \$4,170 to international students and 39 totaling \$33,385 to domestic students. In 2005/06 students in these programs have also received bursaries funded by donors. These bursaries were reported under Annual and Endowed Bursaries listed above.

	Executive MBA			Global Asset Wealth Management			Management of Technology			Graduate Diploma in Business Administration		
	Appl	Awd	Total \$	Appl	Awd	Total\$	Appl	Awd	Total\$	Appl	Awd	Total \$
05/06	9	1	0	8	4	0	7	0	0	9	4	2,420
04/05	12	7	9,250	13	0	0	17	0	0	18	7	6,950
03/04	15	9	16,400	3	2	2,605	30	15	22,305	18	5	7,655
02/03	13	3	7,635	2	1	2,205	12	5	10,360	17	9	16,685
	MBA (Day)			MED/EdD (Off-Campus)			Master of Public Policy					
	Appl	Awd	Total \$	Appl	Awd	Total \$	Appl	Awd	Total \$			
05/06	16	1	680	16	4	1,930	41	17	20,360			
04/05	47	19	17,315	1	0	0	35	21	15,280			
03/04	74	38	46,570	6	3	3,805	27	21	24,265			
02/03	28	21	34,470	5	3	4,635	N/A	N/A	N/A			

Note:

- 1) In 2004/2005, GAWM and MOT students have received bursaries funded by donors. These bursaries were reported under annual & endowed bursaries
- 2) The MBA (Day) program tuition had increased significantly in 2002/2003 and 2003/ 2004, the impact resulted in higher demand of bursary funding during the period.
- 3) EMBA total award amount \$1040 was awarded from the Executive MBA Alumni Bursary Fund .

**University Funded Designated Bursaries**

In 2003-04, the University established several bursary programs to assist in the promotion of the University's goal to encourage internationalization. Students who participate in SFU International Field School programs, SFU Foreign Exchange programs and International Co-op placements may be considered for these bursaries. In 2005-06 120 bursaries, totaling \$196,185 were awarded. Four of these bursaries were awarded to international students (\$10,145).

The University has also established the Aboriginal Bursary Program to assist aboriginal students in high financial need. In 2005-06, 35 bursaries totaling \$57,230 were awarded to aboriginal students.

	Field School			Exchange			International Co-op			Aboriginal		
	Appl	Awd	Total \$	Appl	Awd	Total \$	Appl	Awd	Total \$	Appl	Awd	Total \$
05/06	92	52	83,405	96	47	85,575	33	21	27,205	49	24	36,126
04/05	59	47	94,980	90	67	99,210	53	23	26,840	57	30	57,230
03/04	10	9	18,120	70	62	124,955	9	6	10,015	30	22	28,095

Submitted by C. French, October 2006



**Report to the  
 Senate Policy Committee on Scholarships, Awards, and Bursaries**

**Work-Study Program 2005-2006**

Like the SFU bursary program, the Work-Study program is intended to be supplemental funding for Simon Fraser students with demonstrated financial need. The program is not restricted to BC residents nor to those receiving BCSAP. Until August 2002 the Work-Study program was part of the BC Student Assistance Program limiting the program to those BC residents who were receiving maximum government student assistance. In Fall 2003 the government program was discontinued and Simon Fraser University funded the Work-Study program providing a budget now valued at \$610,000. Most participants are identified through the bursary application process though some are also identified by system reports from BCSAP data.

The BC Government Work-Study budget year was September to August of the following year. The numbers in the chart below are based on a reporting period of May to April. Because of the difference between reporting periods, the numbers can be very inconsistent year over year in this report. The 2002-2003 reporting year includes one semester, Summer 2002, funded through the BC government program and two semesters of SFU funded Work-Study. All semesters in 2005-2006 are SFU funded.

Of the \$536,678 awarded to SFU undergraduate students this year, \$77,367 (including benefits) was awarded to international undergraduate students in fee category A (entered SFU in Fall 2003 or later) whose work study funding was covered by the international bursary funds budget.

**WORK-STUDY- Undergraduate**

	Number of Awards	Total \$ Awarded	Total \$ Spent
05/06	507	687,800	536,678
04/05	541	734,400	607,721
03/04	573	760,200	633,425
02/03*	427	510,800	431,640
01/02	363	417,900	329,208
00/01	346	385,120	310,655
99/00	498	481,140	343,689
98/99	344	301,300	246,503
97/98	612	668,121	542,932
96/97	481	420,211	353,804
95/96	561	501,661	438,850
94/95	499	429,672	361,879

Note: these numbers include expenditures for the Students Aiding Students program until August 2005.

**WORK-STUDY – Graduate**

	Number of Awards	Total \$ Awarded	Total \$ Spent
05/06	24	30,100	24,345
04/05	38	41,200	34,227
03/04	40	51,000	45,528
02/03*	11	13,900	11,717
01/02	5	7,000	5,362
00/01	7	8,300	7,503
99/00	19	19,830	18,130
98/99	4	2,910	2,507
97/98	12	15,740	11,350
96/97	4	3,537	3,436
95/96	12	14,296	13,001
94/95	16	21,205	19,911

\*The summer semester of 2002/03 completed the B.C. Government funded Work-Study program. For the Fall and Spring semesters of 2002/03 the Simon Fraser University funded Work-Study program was implemented.

Submitted by C. French, October 2006



**Report to the  
 Senate Policy Committee on Scholarships, Awards, and Bursaries  
 Athletic and Recreation Awards 2005-2006**

**Athletic Awards**

Athletic awards are available to students who are members of varsity teams at Simon Fraser University and are awarded primarily on the basis of Athletic merit, though some awards have an academic achievement component. There are three categories of Athletic Awards: those funded through endowed and annual donations, those funded by University operating funds, and those funded by money raised by the individual teams to support their own athletes (Athletic Tuition Awards).

In 2005/06 1 annual award and 3 endowments were established.

**Athletic and Recreation Awards**

	Endowed/Annual Athletics		SFU Funded Athletics		Athletic Tuition Awards	
	# of Awards	Total \$	# of Awards	Total \$	# of Awards	Total \$
05/06	458	322,541	68	54,120	47	31,637
04/05	374	312,883	49	36,100	42	51,240
03/04	349	276,098	58	40,900	47	54,137
02/03	352	265,243	55	38,600	62	54,450
01/02	385	291,679	54	38,500	25	14,822
00/01	297	222,859	55	39,000	112	88,100
99/00	289	223,750	57	40,500	130	86,768
98/99	265	180,930	52	36,600	141	89,189
97/98	303	188,851	55	39,000	103	77,696
96/97	205	109,802	50	38,800	134	90,038
95/96	153	90,895	50	39,000	63	60,209
94/95	171	79,645	56	41,000	67	57,333

**Recreation Awards**

Simon Fraser University supports a number of awards for students who actively support the University's Recreation Program. The Recreational Leadership Awards are given in recognition of individual participation, leadership and volunteerism in various aspects of Recreation Services. In January 2004, a new award, the Recreation Promotion Award, was created to further support and promote the University's recreation programs.

	Recreational Leadership Award		Recreational Promo Award	
	# of Awards	Total \$	# of Awards	Total \$
05/06	31	18,600	57	58,000
04/05	33	19,800	45	61,238
03/04	33	19,800	21	25,625
02/03	32	19,200	n/a	n/a
01/02	30	18,000	n/a	n/a
00/01	29	17,400	n/a	n/a
99/00	31	18,600	n/a	n/a
98/99	31	18,600	n/a	n/a
97/98	32	19,200	n/a	n/a
96/97	32	19,200	n/a	n/a
95/96	35	21,000	n/a	n/a
94/95	31	15,600	n/a	n/a
03/04	54	45,425	n/a	n/a

### B.C. Athletic Assistance Program

The B.C. Athletic Assistance Program (BCAAP) is funded by the provincial government to support top athletes in pursuing their education while maintaining their sport training. The funding level for Simon Fraser University remained the same from 2001/02 to 2002/03. However, due to Canadian Interuniversity Sport rules, some of the allocated funds could not be disbursed in 2002/03 so a portion of the funding was disbursed in the summer semester 2003 and is counted in the 2003-2004 year.

#### BC ATHLETIC ASSISTANCE PROGRAM\*

	# of Award	Total \$ Awarded
05/06	58	61,237
04/05	58	60,403
03/04	65	65,679
02/03	65	53,710
01/02	63	61,250
00/01	90	66,916
99/00	85	62,926
98/99	142	90,979
97/98	138	90,112
96/97	212	136,156

Submitted by C. French, October 2006



**Report to the  
 Senate Policy Committee on Scholarships, Awards and Bursaries**

**Emergency Loan Program 2005-2006**

Short term (60 day), interest-free loans are available to students who require interim emergency funding while awaiting funds from other sources. To receive an emergency loan a student must demonstrate a guaranteed source of repayment, for example an assessed government student loan awaiting documents or confirmation of part-time employment. Emergency loan values are usually no more than \$500 but individual award values depend on the specific circumstances of the student. Some students may receive more than one Emergency Loan during a semester. Students must meet with a Financial Assistance Advisor as part of the assessment process.


Administration of debt collection was the responsibility of Financial Services who provided Financial Assistance with an annual list of bad debts. However, since the transition to SIMS (2003-2004) Student Financials bad debt lists have not been available.

**EMERGENCY LOANS (Undergraduate/Graduate)**

	Number of Loans	Total \$ Awarded	# Loans to Collection	Total \$ to Collection
05/06	152	101,100	Not available	Not available
04/05	197	123,707	Not available	Not available
03/04	239	137,712	4	1,798
02/03	244	142,092	Not available	Not available
01/02	256	152,354	7	4,590
00/01	359	217,139	7	4,650
99/00	433	246,828	10	6,248
98/99	345	157,825	7	4,500
97/98	352	160,716	Not Recorded	Not Recorded
96/97	527	265,472	11	3,763
95/96	674	317,329	7	5,363
94/95	251	157,741	N/A	N/A

Submitted by C. French October 2006





Student Services  
**Simon Fraser University**  
 Financial Assistance

8888 University Drive  
 Burnaby, BC Canada V5A 1S6  
 Telephone (604) 291-4356  
 Facsimile (604) 291-4722

**Report to the**  
**Senate Policy Committee on Scholarships, Awards and Bursaries**  
**Government Student Assistance 2005-2006**

Domestic Canadian students, graduate and undergraduate, may apply through their home province to receive funding assistance from the federal, provincial and territorial governments. Government assistance is a primary source of funding for approximately 30% of Canadian post-secondary students. Students from the United States may receive assistance through the U.S. Department of Education programs. The goal of all these programs is to promote accessibility of post-secondary education among academically qualified students who do not have the personal or family resources to meet the costs of education.

At Simon Fraser University approximately 24% of all students receive their primary funding through government student assistance.

**British Columbia Student Assistance Program (BCSAP)**

The tables below report the number of BC Government assistance awards and the total dollars of assistance received by Simon Fraser students from 1994/95 to the 2005/06 award year. The first two tables report numbers for students who are considered residents of British Columbia and are receiving funding through the BC government. The numbers indicate that Simon Fraser students received \$1,936,745 more in government student assistance through BC in 2005/06 compared to 2004/05. This increase is due in large part to an increase of \$800 per semester in the maximum allowable loan award. Also contributing to changes in the last two years is an increase to the living allowances for all students and parents with a corresponding decrease in the expected contribution from students. According to the government's statistics Simon Fraser remained the second largest user of the assistance programs for the fifth year in a row.

In 2004/05 the BC Grant and Canada Millennium Scholarship Foundation Bursary were eliminated from the BCSAP program. These changes affected undergraduate students and are reflected in the BC/Federal Grant column in the table below. Students who would have previously been eligible for these grants received BC loans instead. However, to offset the increase in loan values, the BC Government, in partnership with the Canada Millennium Scholarship Foundation, introduced the BC Loan Reduction Program. Under the new program eligible students who successfully complete each year's studies will have their BC Student Loan reduced. The amount of reduction will vary according to the BC Loan awarded. We do not receive reports on the number of our students who receive these grants. The grant programs that remained unchanged were the Canada Study Grant for Students with Dependents, Canada Study Grant for High-Need Students with Permanent Disabilities, and Canada Study Grant for Female Doctoral Students (see report on Part-Time Assistance and Canada Study Grants)

## BC Residence – Federal and Provincial Assistance

## Undergraduate

	Canada Student Loan		British Columbia Loan		BC/Federal Grant		Totals	
	# of Awards	Total \$	# of Awards	Total \$	# of Awards	Total \$	# of Awards	Total \$
05/06	7,273	27,019,880	7,068	16,338,244	794	1,107,848	15,135	44,465,972
04/05	7,635	25,348,913	6816	15,569,562	1135	1,713,581	15586	42,632,056
03/04	8,119	24,912,956	5,588	11,080,185	3,300	6,438,162	17,007	42,431,303
02/03	7,629	23,413,881	5,709	10,622,832	3,323	6,357,657	16,661	40,394,370
01/02	7,206	20,745,360	5,581	8,982,386	3,432	6,277,543	16,219	36,005,289
00/01	6,700	19,422,436	5,139	8,435,234	3,238	5,913,349	15,077	33,771,019
99/00	6,220	18,016,408	4,774	8,437,478	2,707	4,725,887	13,701	31,179,773
98/99	5,742	17,543,548	5,121	10,456,783	1,304	2,244,399	12,167	30,244,730
97/98	5,344	16,728,873	4,833	10,187,803	881	1,633,952	11,058	28,550,628
96/97	5,296	16,458,488	4,765	9,532,871	892	1,566,540	10,953	27,557,899
95/96	5,148	16,135,660	4,202	7,051,162	879	1,282,322	10,229	24,469,144
94/95	4,885	14,473,670	3,898	7,243,664	697	998,482	9,480	22,715,816

## Graduate

	Canada Student Loan		British Columbia Loan		BC/Federal Grant		Totals	
	# of Awards	Total \$	# of Awards	Total \$	# of Awards	Total \$	# of Awards	Total \$
05/06	313	1,237,180	319	815,194	84	77,237	716	2,129,611
04/05	319	1,093,410	327	855,978	80	77,394	726	2,026,782
03/04	392	1,311,373	370	906,428	77	77,935	839	2,295,736
02/03	325	1,047,601	316	767,646	72	62,399	713	1,877,646
01/02	268	877,137	266	639,037	53	47,788	587	1,563,902
00/01	250	731,401	256	567,458	35	32,810	541	1,331,669
99/00	263	835,532	271	633,071	54	53,252	588	1,521,855
98/99	261	832,306	265	649,411	41	43,184	567	1,524,901
97/98*	240	790,574	254	634,665	N/A	N/A	494	1,425,239
96/97*	235	723,913	226	472,144	N/A	N/A	462	1,198,443
95/96*	204	652,199	196	386,703	N/A	N/A	401	1,040,099
94/95*	224	697,892	199	411,163	N/A	N/A	425	1,112,235

### Out of Province and United States Student Loans

The tables below report students who are receiving funding through other Canadian provinces or territories and from the United States. Not all provinces advise the postsecondary institutions of assistance granted to students, particularly grant awards.

U.S. students appear to be requesting maximum values on all government loan programs available to them. The number of awards includes subsidized and unsubsidized government loans, private loans, and parental loans. US students receive separate disbursements in each semester of their loan period and an increasing number of students are accessing private loans to supplement their government loans.

#### Undergraduate

	Federal Student Loan		Provincial Loan		Provincial/ Federal Grant		US Student Loans	
	# of Awards	Total \$	# of Awards	Total \$	# of Awards	Total \$	# of Awards	Total \$US
05/06	193	942,991	187	530,794	82	190,353	26	179,880
04/05	195	775,505	286	434,569	67	184,080	25	195,983
03/04	169	704,420	169	370,665	91	217,666	25	187,451
02/03	221	917,707	231	456,882	98	265,602	34	128,811
01/02	249	900,177	209	403,709	72	182,303	18	108,983
00/01	251	894,323	212	422,693	84	230,272	20	108,145
99/00	333	1,149,868	249	589,344	60	165,636	9	59,392
98/99	380	1,323,501	270	697,485	38	81,113	8	35,465
97/98	378	1,424,821	317	868,898	42	74,076	9	33,458
96/97	429	1,609,830	514	977,181	20	26,104	12	37,389
95/96	436	1,629,038	547	1,017,365	13	26,980	14	69,636
94/95	394	1,415,716	535	1,000,396	17	24,231	5	16,120

## Graduate

	Federal Student Loan		Provincial Loan		Provincial/Federal Grant		US Student Loans	
	# of Awards	Total \$	# of Awards	Total \$	# of Awards	Total \$	# of Awards	Total \$US
05/06	74	438,272	74	276,041	8	14,837	26	288,662
04/05	76	376,873	103	249,858	3	5,980	22	214,438
03/04	56	252,998	76	203,922	10	26,851	21	227,686
02/03	57	276,274	76	202,438	10	21,129	24	102,904
01/02	49	206,584	60	165,695	1	834	10	94,915
00/01	60	215,651	62	142,727	4	2,194	14	125,933
99/00	64	264,926	73	193,164	4	9,435	13	75,190
98/99	80	293,106	83	181,735	4	7,217	21	96,653
97/98	86	373,940	106	309,576	3	5,840	20	79,989
96/97	78	304,785	119	229,914	5	4,955	16	59,996
95/96	88	362,150	157	340,064	5	5,560	10	43,143
94/95	96	359,216	144	271,116	1	1,000	5	21,182

Submitted by: C. French, October 2006