

## SIMON FRASER UNIVERSITY

## MEMORANDUM

To: Senate

From: Stephen T. Easton, Chair   
Senate Policy Committee on Scholarships, Awards and Bursaries

Re: Annual Report (SPCSAB 07-14)

Date: January 30, 2008

---

I am pleased to submit the Annual Report of the Senate Policy Committee on Scholarships, Awards and Bursaries (SPCSAB) for the fiscal year 2006-2007.

### Overview

SPCSAB is the committee charged by Senate with setting policy for the administration of awards, student scholarships, bursaries and other forms of financial aid at SFU. It should be noted that this is primarily for internal awards. Three other Senate committees, namely SUAAC (Senate Undergraduate Awards Adjudication Committee), SGAAC (Senate Graduate Awards Adjudication Committee) and SCUH (Senate Committee on University Honors) adjudicate financial awards to students where adjudication is needed. Financial Assistance, a unit within Student Services, processes bursary applications.

For the 2006-07 fiscal year, undergraduate entrance scholarship funding rose 9.9 percent to \$3.86 from \$3.5 million in 2005-06 as the total number of awards increased from 633 to 774 primarily due to the increase in Summit Entrance Scholarships and the 40<sup>th</sup> Anniversary Entrance Awards although these have ended as of the Fall, 2006. Some 1,335 Open Undergraduate Scholarships were awarded, an increase of 10.6 percent. These scholarships totaled \$1.45 million. The award cutoff for a cumulative GPA remained at 3.70, and the payment per credit hour remained at \$100.

Graduate fellowship, research stipend and scholarship funding in 2006-07 totaled \$4.1 million of which 75 percent was awarded through Graduate Fellowships, 17 percent for President's Ph.D. Research Stipends, 5 percent for the C.D. Nelson Entrance Scholarships, and the remainder for Special Graduate Entrance Scholarships. Although this appears to be a slight reduction in funding from the previous year's total of \$4.3 million, this is an artifact of accounting procedures. Graduate awards are budgeted and reported for a fiscal year, but are actually awarded over an academic year (September to August) that spans parts of two fiscal years. Because students can select the semester in which they hold certain awards (the Graduate Fellowships and President's Research Stipend), situations arise in which funds budgeted for a particular fiscal year (e.g. 2005/2006) will be paid in the summer semester of the equivalent academic year (2005/2006), i.e. in the early part of the next fiscal year (2006/2007). Thus there

can be minor variation in fiscal year totals that reflect decisions by students as to when they hold certain awards. In general there has been a small increase in graduate student funding available in 2006-07.

In the 2006-07 reporting year (May 2006–April 2007), Financial Aid and Awards saw an increase of 2.6% in applications for assistances to 6,271 applications with a total calculated financial need of \$6,138,565. This represents a decrease in student financial need of \$352,386 or 5.4% over the previous year.

Individual undergraduate student bursaries for domestic and grandfathered international students were awarded at an average of 93% of assessed need in 2006-07. Including fee schedule A international students and all other students meant that the average share of assessed need awarded was 80%. The University funded undergraduate bursary budget fell slightly from \$4.36 million to \$4.33 million.

Graduate bursaries increased by 26 percent. This brought the total (graduate and undergraduate) bursary budget to \$5.02 million, an increase of 2.3 percent over 2005-06.

The number of SFU students applying to Student Aid BC decreased by 6% in 2006-07. This was accompanied by a decrease of 6 percent in the total value of awards received. The total number of undergraduates receiving British Columbia Government and Federal Student Assistance student loans and grants fell by 7.1 percent to 14,056. These totaled \$41.5 million – a decrease of 6 percent. The number of student loans and grants received by graduate students declined by 2.7 percent while the total amount received remained unchanged at \$2.1 million.

Simon Fraser University continued to fund the Work-Study Program with 525 Undergraduate awards costing \$526,000 and 32 graduate awards costing \$33,000. This is the fourth year in which the University has funded these awards since the Province discontinued them.

Other notes of interest:

- Students who participated in the SFU International Field School programs, Foreign Exchange programs and International Co-op received 133 bursaries totaling \$196,000.
- SFU students received over \$370,000 in external scholarships and over \$221,710 in external bursaries.
- The Aboriginal Bursary Program targeted at aboriginal students in financial need made 14 awards totaling just under \$21,000.
- Total disbursements of Athletic awards decreased by 11 percent to \$416,000, and recreation leadership awards increased slightly to total over \$82,000.
- The SPCSAB has begun the process of trying to identify what measurable effects financial assistance has on outcomes. A first pass at this question may be found at: [http://www.sfu.ca/irp/special\\_reports/documents/financial.aid.2006.pdf](http://www.sfu.ca/irp/special_reports/documents/financial.aid.2006.pdf)

MEMO

<b>ATTENTION: Chair</b> Senate Policy Committee on Scholarships, Awards & Bursaries
--

FROM: Jonathan C. Driver, Dean of Graduate Studies
--

RE: <b>ANNUAL REPORT - GRADUATE SBA BUDGET</b>
--


<b>FY2006/2007</b>
--------------------

DATE: October 3, 2007
-----------------------

I am pleased to enclose a summary of the graduate award disbursements in fiscal year 2006/2007 in tabular form, for inclusion in the SPCSAB report to Senate.

**Disbursement Totals by Award:**

Graduate Fellowships	\$3,102,000
President's PhD Research Stipends	\$ 696,000
C.D. Nelson Entrance Scholarships	\$ 187,750
Special Graduate Entrance Scholarships	\$ 159,947
	<u>\$4,145,697</u>



c: J. Hinchliffe

**SIMON FRASER UNIVERSITY  
OFFICE OF THE DEAN OF GRADUATE STUDIES**

**Financial Summary of Graduate SBA Budget  
FY2006/2007**

**Budget**

Budget Allocation for FY2006/2007	\$4,501,097
Carryforward Balance from FY2005/2006	\$0
<b>Total SBA Budget for FY2006/2007</b>	<b><u>\$4,501,097</u></b>

**Expenses**

Summer 2006 \$1,206,000

Award Name	Number of Awards	Value per Award	Total Awarded
Graduate Fellowship - Master's	88	6,000	528,000
Graduate Fellowship - PhD	65	6,000	390,000
President's PhD Research Stipend	36	6,000	216,000
C.D. Nelson Scholarship	12	6,000	72,000
Special Graduate Entrance Scholarship	0	(varies)	0
<b>Total Awarded in Summer 2006</b>	<b>201</b>		<b>1,206,000</b>

Fall 2006 \$1,817,947

Award Name	Number of Awards	Value per Award	Total Awarded
Graduate Fellowship - Master's	125	6,000	750,000
Graduate Fellowship - PhD	109	6,000	654,000
President's PhD Research Stipend	34	6,000	204,000
C.D. Nelson Scholarship	10	6,000	60,000
Special Graduate Entrance Scholarship	31	(varies)	149,947
<b>Total Awarded in Fall 2006</b>	<b>309</b>		<b>1,817,947</b>

Spring 2007 \$1,121,750

Award Name	Number of Awards	Value per Award	Total Awarded
Graduate Fellowship - Master's	80	6,000	480,000
Graduate Fellowship - PhD	50	6,000	300,000
President's PhD Research Stipend	46	6,000	276,000
C.D. Nelson Scholarship <sup>(1)</sup>	9.3	6,000	55,750
Special Graduate Entrance Scholarship	2	(varies)	10,000
<b>Total Awarded in Spring 2007</b>	<b>187.3</b>		<b>1,121,750</b>

<sup>(1)</sup> Fraction of 0.3 corresponds to a partial award of \$1,750

**Total Expenses** **\$4,145,697**

**Balance**

**Net Balance at Fiscal Year End (March 31, 2007)** **\$355,400**

H.



**Report to the  
Senate Policy Committee on Scholarships, Awards and Bursaries**

**Government Part-time Student Assistance and Canada Study Grants 2006-2007**

**Government Part-time Student Assistance**

To be eligible for the federal government Part-time Canada Student Loans (PT-CSL), Canada Study Grant for High-Need Part-Time Students (CSG-HNPT), and Canada Access Grant for Students with Permanent Disabilities (CAG-PD) students must be registered between 3 and 8 credit hours and have a demonstrated financial need. These programs assist with educational cost only and do not include support for living expenses. In 2006-2007, 77 applications were received for Part-time Loan and Grant. Of those students, 58 qualified for grant only, loan only, or grant and loan with a total assessed need of \$98,473. In 2006-2007, 15 student were awarded part-time loans totaling \$19,201 and 14 students accepted the funding totaling \$18,034. Part-time loans require that you begin to make payments on the loans while you are still in school. Many students find this a difficult requirement to meet and avoid using the program.

In order to be eligible for grant funding, students must not only demonstrate financial need but also meet specific criteria for not studying full-time. The list of acceptable conditions for maintaining part-time studies includes: permanent disability, medical issues, being a single parent, being parent from a low income family, caring for an elderly dependent, taking prerequisites to enter a full-time program and requiring less than nine credit hours to fulfill graduation requirements. The CSG-HNPT program has a maximum award value of \$1,200 per program year and is well used by Simon Fraser students. In 2006-2007, 42 students received grant awards totaling \$43,790. Five of these students also received part-time loans and are also included in the loan statistics.

**Part-Time Canada Student Loan**

	Number of Awards	Total \$ Awarded	# Loans to Released	Total \$ Loans Released
06/07	15	19,201	14	18,034
05/06	25	37,012	20	31,191
04/05	28	43,946	24	38,389
03/04	22	24,240	19	21,244
02/03	18	18,239	16	16,286
01/02	7	6,526	5	3,669
00/01	13	10,700	8	6,778
99/00	45	24,480	2	2,679
98/99	36	26,103	Not recorded	Not recorded
97/98	45	45,550	Not Recorded	Not Recorded

**Canada Student Grant for High Need Part-time Students**

	Number of Awards	Total \$ Awarded
06/07	42	43,790
05/06	57	63,256
04/05	41	44,446
03/04	42	43,513
02/03	47	45,450
01/02	54	50,739
00/01	54	51,014
99/00	83	73,072
98/99	108	112,407
97/98	70	65,365

**Canada Study Grant for Female Doctoral Students (CSG-FD)**

The federal government offers a grant program to support female doctoral students in specific programs. The goal of the program is to encourage female students with financial need to continue studies to the doctoral level in fields that have an under representation of females based on national statistics.

Commencing 2001/02 these grants were assessed as part of the B.C. Student Assistance Program application and a separate application is not required. For those students who meet the criteria for a CSG-FD, the grants are automatically calculated and the award replaces federal loan funding. In other words, students do not receive additional funding but have a portion of their debt (loan) converted to grant.

	Number of Awards	Total \$ Awarded
06/07	8	19,595
05/06	3	9,000
04/05	1	3,000
03/04	7	18,327
02/03	3	8,749
01/02	5	14,569
00/01	7	17,781
99/00	6	13,966
98/99	3	8,876
97/98	1	1,769

### Canada Access Grant for Students with Permanent Disabilities

The Canada Access Grant for Students with Permanent Disabilities was introduced in Fall 2005. The purpose of the grant is to support students with permanent disabilities whose course load is between 3 and 8 credits.

	Number of Awards	Total \$ of Awards	Number of Grants Released	Total \$ Grants Released
06/07	17	17,139	17	17,139
05/06	13	13,652	10	11,845

Submitted by C. French, October 2007

**Part One: New Admits**

**Intake for the Fall 2006 (1067) Scholarship Cycle:**

The September entry is the largest intake of entrance scholarship and award students. The majority of the students still come from secondary schools in BC. We have an acceptance rate of approximately 34% on all offers made for 1067. This is slightly higher from last year (1057 acceptance rate is 30%).

**Offers vs. final registrants (accepts) for Fall 2006**

Award Title	Offered	Disbursed
DEANS SCHOLARSHIP FACULTY OF APPLIED SCIENCE	5	4
DEANS SCHOLARSHIP FACULTY OF ARTS	11	9
DEANS SCHOLARSHIP FACULTY OF BUSINESS ADMINISTRATION	5	3
DEANS SCHOLARSHIP FACULTY OF SCIENCE	8	3
DEANS SCHOLARSHIP IN THE FACULTY OF EDUCATION	1	1
NATIONAL TADEUSZ SPECHT MEMORIAL SCHOLARSHIP IN APPLIED SCIENCE	1	0
TADEUSZ SPECHT MEMORIAL SCHOLARSHIP IN APPLIED SCIENCE	12	5
TADEUSZ SPECHT MEMORIAL SCHOLARSHIP IN SCIENCE	60	3
THE B.C SECONDARY SIMON FRASER ENTRANCE SCHOLARSHIP	2	2
THE B.C. SECONDARY SCHOOL JACK DIAMOND ENTRANCE AWARD	14	14
THE B.C. SECONDARY SCHOOL SUMMIT ENTRANCE SCHOLARSHIP	1838	594
THE COMMUNITY ENTRANCE AWARDS	1	1
THE GORDON M. SHRUM B.C. SECONDARY SCHOOL ENTRANCE SCHOLARSHIP	47	34
THE GORDON M. SHRUM NATIONAL ENTRANCE SCHOLARSHIP	12	7
THE INTERNATIONAL SUMMIT SCHOLARSHIP	90	19
THE JACK DIAMOND NATIONAL ENTRANCE AWARD	2	2
THE KEN CAPLE COLLEGE TRANSFER ENTRANCE SCHOLARSHIP	20	14
THE KENNETH STRAND NATIONAL ENTRANCE SCHOLARSHIP	75	18
THE LLOYD CARR-HARRIS SCHOLARSHIP	4	1
THE SFU SURREY ENTRANCE AWARDS	23	20
THE SHRUM SHAD VALLEY ENTRANCE SCHOLARSHIPS	2	1
THE SIMON FRASER ALUMNI LEADERSHIP B.C. SECONDARY ENTRANCE SCHOL.	2	0
THE TV5 ENTRANCE SCHOLARSHIPS FOR FRENCH COHORT PROGRAM	10	10
THE W. RONALD HEATH INTERNATIONAL ENTRANCE SCHOLARSHIP	9	5
THE WILLIAM M. HAMILTON COLLEGE TRANSFER ENTRANCE SCHOLARSHIP	4	4
<b>Grand Total</b>	<b>2258</b>	<b>774</b>

Fall 2006 (1067) was the last semester for us to disburse the 40<sup>th</sup> Anniversary Awards (\$500). This award was given to students who were not eligible to receive the Summit (awarded at 88% in 1067) but whose final average was at least 85%.

**40<sup>th</sup> Anniversary Awards**

Award Title	Offered	Disbursed
THE 40TH ANNIVERSARY AWARD (Offered until Fall 2007)	1844	620



**New awards disbursed for Spring 2007 (1071)**

Award Title	Offered	Disbursed
TADEUSZ SPECHT MEMORIAL SCHOLARSHIP IN APPLIED SCIENCE	1	
THE B.C. SECONDARY SCHOOL SUMMIT ENTRANCE SCHOLARSHIP	21	18
THE INTERNATIONAL SUMMIT SCHOLARSHIP	5	2
THE KEN CAPLE COLLEGE TRANSFER ENTRANCE SCHOLARSHIP	5	1
THE KENNETH STRAND NATIONAL ENTRANCE SCHOLARSHIP	1	
THE WILLIAM M. HAMILTON COLLEGE TRANSFER ENTRANCE SCHOL.	0	
<b>Grand Total</b>	<b>33</b>	<b>21</b>

For comparative purposes, the chart below provides entrance scholarship registration numbers over the past five fall intakes. There is a significant increase (approximately 30%) in our Summit scholarship winners over Fall 2006 as compared to Fall 2005.

**Fall entrance scholarship comparison on first installment**

Award Title	Fall 2002	Fall 2003	Fall 2004	Fall 2005	Fall 2006
DEANS APPLIED SCIENCE	3	5	4	5	4
DEANS ARTS & SOCIAL SCIENCES	3	6	8	3	9
DEANS BUSINESS ADMINISTRATION	1	4	3	4	3
DEANS FACULTY OF SCIENCE	4	4	2	4	3
DEANS FACULTY OF EDUCATION			1	1	1
GENERAL ENTRANCE SCHOLARSHIP	3		2		0
PHI THETA KAPPA INT'L SCHOLARSHIP	2		1		0
TADEUSZ SPECHT APPLIED SCIENCE	1	5	0	3	
TADEUSZ SPECHT SCIENCE	39	7	8	7	
TADEUSZ SPECHT IN SCIENCE (NATIONAL)			1	2	0
TECH ONE SUMMIT SCHOLARSHIP	10	8	8		
THE SIMON FRASER ENTRANCE SCHOL.		1	2	1	2
THE JACK DIAMOND AWARD (BC)	12	14	14	13	14
THE SUMMIT ENTRANCE SCHOLARSHIP	114	540	412	455	594
THE COMMUNITY ENTRANCE AWARDS			introduced 1057	1	1
THE GORDON M. SHRUM (B.C) SCHOL.	17	34	28	38	34
THE GORDON SHRUM (NATIONAL) SCHOL.	4	5	1	5	7
THE INTERNATIONAL SUMMIT SCHOL.	13	5	14	15	19
THE JACK DIAMOND (NATIONAL) ENTRANCE AWARD	4	2	1	3	2
THE KEN CAPLE COLLEGE SCHOLARSHIP	15	8	5	9	14
THE KENNETH STRAND SCHOLARSHIP	11	23	19	19	18
THE LLOYD CARR-HARRIS SCHOLARSHIP (BUSINESS)		introduced 1047	1	1	1
H.Y. LOUIE ENTRANCE AWARD		introduced 1047	5	3	0
LOHN FOUNDATION AWARD		introduced 1047	3	2	0
ROTARY CLUB OF VANCOUVER				2	
THE SFU SURREY ENTRANCE AWARDS			introduced 1057	19	20
THE SHRUM SHAD VALLEY SCHOLARSHIPS			introduced 1057	5	1

THE SIMON FRASER ALUMNI LEADERSHIP	1	2	2	2	0
THE TV5 (FRENCH COHORT PROGRAM)			introduced 1057	5	10
THE W. RONALD HEATH INTERNATIONAL SCHOLARSHIP*	7	8	7	4	5
THE WILLIAM HAMILTON COLLEGE TRANSFER SCHOL.	3	3	3	2	4
<b>Grand Total</b>	<b>267</b>	<b>684</b>	<b>555</b>	<b>633</b>	<b>774</b>

\*Formerly called the Shrum International Scholarship

### Part Two: Scholarship Retention

The success rate for scholarship students receiving their second installment (normally requires  $\geq 3.0$  CGPA) is approximately 70%.

#### Success rates on 2<sup>nd</sup> disbursement (Spring 2007)

Award Title	1067 Entry cohort possible disbursement less deferrals	Disbursed 1071 based on >3 CGPA	Scholarship Retention 1067 entry Cohort Success rate
DEANS SCHOLARSHIP FACULTY OF APPLIED SCIENCE	4	4	100.00%
DEANS SCHOLARSHIP FACULTY OF ARTS	8	7	87.50%
DEANS SCHOLARSHIP FACULTY OF BUSINESS ADMINISTRATION	3	3	100.00%
DEANS SCHOLARSHIP FACULTY OF SCIENCE	3	3	100.00%
DEANS SCHOLARSHIP IN THE FACULTY OF EDUCATION	1	1	100.00%
TADEUSZ SPECHT SCHOLARSHIP IN APPLIED SCIENCE	5	4	80.00%
TADEUSZ SPECHT MEMORIAL SCHOLARSHIP IN SCIENCE	3	2	66.67%
THE B.C. SECONDARY SIMON FRASER ENTRANCE SCHOLARSHIP	2	2	100.00%
THE B.C. JACK DIAMOND ENTRANCE AWARD	14	13	92.86%
THE B.C. SUMMIT ENTRANCE SCHOLARSHIP	577	379	65.68%
THE COMMUNITY ENTRANCE AWARDS*	1	1	100.00%
THE GORDON M. SHRUM B.C. ENTRANCE SCHOLARSHIP	34	34	100.00%
THE GORDON M. SHRUM NATIONAL ENTRANCE SCHOLARSHIP	7	7	100.00%
THE INTERNATIONAL SUMMIT SCHOLARSHIP	19	11	57.89%
THE JACK DIAMOND NATIONAL ENTRANCE AWARD*	2	2	100.00%
THE KEN CAPLE COLLEGE TRANSFER ENTRANCE SCHOLARSHIP	12	11	91.67%
THE KENNETH STRAND NATIONAL ENTRANCE SCHOLARSHIP	18	12	66.67%
THE LLOYD CARR-HARRIS SCHOLARSHIP	1	1	100.00%
THE SFU SURREY ENTRANCE AWARDS*	20	14	70.00%
THE SHRUM SHAD VALLEY ENTRANCE SCHOLARSHIPS	1	1	100.00%
THE W. RONALD HEATH INTERNATIONAL ENTRANCE SCHOL.	5	4	80.00%
THE WILLIAM M. HAMILTON COLLEGE TRANSFER SCHOLARSHIP	4	4	100.00%
<b>Grand Total</b>	<b>744</b>	<b>520</b>	<b>69.89%</b>

\* Jack Diamond, Community Entrance, and SFU Surrey Awards- must attain 2.0 to receive 2<sup>nd</sup> disbursement

Scholarship retention success rates on 2<sup>nd</sup> disbursement (Comparison with previous cohorts)

Award Title	1037 entry cohort	1047 entry cohort	1057 entry cohort	1067 entry cohort
DEANS APPLIED SCIENCE	60.00%	75.00%	100.00%	100.00%
DEANS ARTS & SOCIAL SCIENCES	80.00%	100.00%	100.00%	87.50%
DEANS BUSINESS ADMINISTRATION	100.00%	33.33%	66.67%	100.00%
DEANS FACULTY OF SCIENCE	100.00%	100.00%	100.00%	100.00%
DEANS FACULTY OF EDUCATION	NA	100.00%	100.00%	100.00%
GENERAL ENTRANCE SCHOLARSHIP	100.00%	100.00%	NA	NA
NATIONAL TADEUSZ SPECHT IN SCIENCE	NA	0.00%	100.00%	NA
TADEUSZ SPECHT MEMORIAL IN SCIENCE	71.43%	75.00%	100.00%	66.67%
TADEUSZ SPECHT IN APPLIED SCIENCE	80.00%	100.00%	100.00%	80.00%
TECH ONE SUMMIT SCHOLARSHIP	75.00%	83.33%	NA	NA
THE SIMON FRASER ENTRANCE SCHOLARSHIP	100.00%	100.00%	100.00%	100.00%
THE JACK DIAMOND ENTRANCE (BC) AWARD	30.00%	7.14%	100.00%	92.86%
THE BC SUMMIT ENTRANCE SCHOLARSHIP	60.90%	66.08%	77.60%	65.68%
THE COMMUNITY ENTRANCE AWARDS			0.00%	100.00%
THE GORDON M. SHRUM(B.C) SCHOLARSHIP	97.14%	100.00%	94.74%	100.00%
THE GORDON M. SHRUM (NATIONAL) SCHOLARSHIP	100.00%	100.00%	100.00%	100.00%
THE INTERNATIONAL SUMMIT SCHOLARSHIP	60.00%	42.86%	66.67%	57.89%
THE JACK DIAMOND (NATIONAL) ENTRANCE AWARD	50.00%	0.00%	100.00%	100.00%
H.Y. LOUIE ENTRANCE AWARD	66.67%	75.00%	100.00%	
LOHN ENTRANCE AWARD	100.00%	33.33%	100.00%	NA
THE KEN CAPLE COLLEGE TRANSFER SCHOLARSHIP	100.00%	100.00%	77.78%	91.67%
THE KENNETH STRAND SCHOLARSHIP	54.55%	44.44%	78.95%	66.67%
THE LLOYD CARR-HARRIS SCHOLARSHIP (BUSINESS)	NA	100.00%	100.00%	100.00%
THE SFU SURREY ENTRANCE AWARDS	NA	NA	66.67%	70.00%
THE SHRUM SHAD VALLEY SCHOLARSHIPS	NA	NA	100.00%	100.00%
THE SIMON FRASER ALUMNI LEADERSHIP SCHOL.	100.00%	100.00%	100.00%	NA
THE W. RONALD HEATH INTERNATIONAL SCHOL.	100.00%	100.00%	100.00%	80.00%
WILLIAM HAMILTON COLLEGE TRANSFER SCHOL.	100.00%	100.00%	50.00%	100.00%
<b>Grand Total</b>	<b>64.95%</b>	<b>66.85%</b>	<b>80.33%</b>	<b>69.89%</b>

**Major Award Renewal Data at Spring 2007 (1071)**

The chart below provides a snapshot of the retention rate of major entrance scholarship winners who are on their third installment onwards at 1071 (after their first year). There is a very high renewal rate of 89% for these students who are required to maintain a high academic standing in order to receive all scholarship disbursements. The renewal requirement for these students is to achieve  $\geq 3.5$  CGPA and be registered in 12 credits.

**Chart Key**

DEF	Deferred
DEN	Denied one installment
DIS	Disbursed
DRP	Dropped (did not meet previous semester conditions)
TRM	Terminated (loses scholarship)
Renewal Numbers	"0" (1 <sup>st</sup> installment based on entering grade), "1" (2 <sup>nd</sup> installment based on first semester performance of >3.0, "2" through "7" based on CGPA of > for major awards
Success rate	Total in good standing (DIS & DEF)/Total possible disbursements

Award Title	Renewal Number	DEF	DEN	DIS	DRP	TRM	Possible DIS	Success Rate
DEANS FACULTY OF APPLIED SCIENCE	3	1		2			3	100.00%
DEANS SCHOLARSHIP FACULTY OF ARTS	2	1					1	100.00%
	3		2	1			3	33.33%
DEANS BUSINESS ADMINISTRATION	3		1	1			2	50.00%
DEANS FACULTY OF SCIENCE	2	1					1	100.00%
	3		1	2			3	66.67%
DEANS FACULTY OF EDUCATION	3			1			1	100.00%
THE SIMON FRASER SCHOLARSHIP	3	1		1			2	100.00%
	5			1			1	100.00%
	7			2			2	100.00%
THE GORDON M. SHRUM (B.C.)	2	1				1	2	50.00%
	3	3	1	23			27	96.30%
	4	5	1	8			14	92.86%
	5	3		15		1	19	94.74%
	6	4	1	10		1	16	87.50%
	7	7		7		1	15	93.33%
THE GORDON M. SHRUM (NATIONAL)	3		2	3			5	60.00%
	5			1			1	100.00%
	7			2			2	100.00%
THE LLOYD CARR-HARRIS SCHOLARSHIP	3		1				1	0.00%
	4			1			1	100.00%
THE SHRUM SHAD VALLEY SCHOL.	3	2	1				3	66.67%
	4			2			2	100.00%
SIMON FRASER ALUMNI LEADERSHIP	3			2			2	100.00%
	5			1			1	100.00%
	6			1			1	100.00%
	7			1			1	100.00%
THE RONALD HEATH SCHOLARSHIP	2			1	1		2	50.00%
	3	1					1	100.00%
	4			2		1	3	66.67%
	5			6			6	100.00%
	6	2		3			5	100.00%
	7	1		3			4	100.00%
THE HAMILTON COLLEGE SCHOLARSHIP	2			2			2	100.00%
	3			2			2	100.00%
<b>Grand Total</b>		<b>33</b>	<b>11</b>	<b>107</b>	<b>1</b>	<b>5</b>	<b>157</b>	<b>89.17%</b>

**Part Three: Expenditures**

Higher rates of acceptance and retention of scholarship awards pushed up total expenditures for fiscal year 2006-2007. The highest rate of increase resulted from the BC Secondary School Summit scholarships and BC college transfer scholarships (e.g. Hamilton and Ken Caple scholarship).

**Entrance Scholarship Expenditures for fiscal Year 2006-2007**

<b>ENDOWED ENTRANCE AWARDS</b>				
<b>Award Title</b>	<b>1064</b>	<b>1067</b>	<b>1071</b>	<b>Total</b>
LLOYD CARR-HARRIS SCHOLARSHIP	\$0	\$4,000	\$4,000	\$8,000
TV5 ENTRANCE SCHOL FREN COHORT	\$0	\$10,000	\$0	\$10,000
GENERAL ENTRANCE SCHOLARSHIP	\$1,257	\$0	\$0	\$1,257
TADEUSZ SPECHT APPLIED SCIENCE	\$0	\$8,750	\$7,000	\$15,750
TADEUSZ SPECHT IN SCIENCE	\$0	\$5,250	\$1,750	\$7,000
<b>TOTAL ENDOWED ENTRANCE AWARDS</b>	<b>\$1,257</b>	<b>\$28,000</b>	<b>\$12,750</b>	<b>\$42,007</b>

<b>SFU ENTRANCE AWARDS</b>				
<b>Award Title</b>	<b>1064</b>	<b>1067</b>	<b>1071</b>	<b>Total</b>
40TH ANNIVERSARY AWARD	\$ -	\$ 308,000.00	\$ 18,000.00	\$ 326,000.00
INTERNATIONAL SUMMIT SCHOL	\$ 11,250.00	\$ 48,500.00	\$ 30,250.00	\$ 90,000.00
SHRUM INTL ENTRANCE SCHOL	\$ 41,250.00	\$ 85,000.00	\$ 95,000.00	\$ 221,250.00
NATIONAL SHRUM ENTRANCE SCHOL	\$ 9,000.00	\$ 55,000.00	\$ 39,000.00	\$ 103,000.00
KENNETH STRAND NATIONAL SCHOL	\$ -	\$ 43,750.00	\$ 30,000.00	\$ 73,750.00
JACK DIAMOND NATIONAL AWARD	\$ -	\$ 5,500.00	\$ 3,500.00	\$ 9,000.00
HAMILTON COLL TRANSFER SCHOL	\$ 12,500.00	\$ 18,000.00	\$ 22,500.00	\$ 53,000.00
THE KEN CAPLE COLLEGE SCHOL	\$ 10,500.00	\$ 41,750.00	\$ 28,000.00	\$ 80,250.00
THE SIMON FRASER SCHOLARSHIP	\$ 6,375.00	\$ 25,500.00	\$ 25,500.00	\$ 57,375.00
THE ALUMNI LEADERSHIP SCHOL	\$ 3,625.00	\$ 18,125.00	\$ 18,125.00	\$ 39,875.00
THE SHRUM SHAD VALLEY SCHOL.	\$ 4,500.00	\$ 16,500.00	\$ 9,000.00	\$ 30,000.00
THE GORDON M SHRUM SCHOLARSHIP	\$ 63,000.00	\$ 334,500.00	\$ 297,000.00	\$ 694,500.00
DEANS APPLIED SCIENCE	\$ 3,500.00	\$ 19,750.00	\$ 10,500.00	\$ 33,750.00
DEANS FACULTY OF ARTS	\$ -	\$ 22,250.00	\$ 14,000.00	\$ 36,250.00
DEANS BUSINESS ADMINISTRATION	\$ 1,750.00	\$ 8,750.00	\$ 7,000.00	\$ 17,500.00
DEANS FACULTY OF SCIENCE	\$ 1,750.00	\$ 11,500.00	\$ 8,750.00	\$ 22,000.00
DEANS IN EDUCATION	\$ -	\$ 3,500.00	\$ 3,500.00	\$ 7,000.00
THE SUMMIT ENTRANCE SCHOL	\$ 25,500.00	\$1,094,250.00	\$ 716,500.00	\$ 1,836,250.00
TECHONE SUMMIT SCHOLARSHIP	\$ -	\$ 1,750.00	\$ -	\$ 1,750.00
JACK DIAMOND ENTRANCE AWARD	\$ -	\$ 25,500.00	\$ 22,750.00	\$ 48,250.00
THE COMMUNITY ENTRANCE AWARDS	\$ -	\$ 1,000.00	\$ 1,000.00	\$ 2,000.00
THE SFU SURREY ENTRANCE AWARDS	\$ -	\$ 20,000.00	\$ 14,000.00	\$ 34,000.00
<b>TOTAL SFU ENTRANCE AWARDS</b>	<b>\$194,500.00</b>	<b>\$2,208,375.00</b>	<b>\$1,413,875.00</b>	<b>\$ 3,816,750.00</b>

	1064	1067	1071	Total
<b>GRAND TOTAL: ENDOWED &amp; SFU-FUNDED ENTRANCE AWARDS</b>	<b>\$195,757</b>	<b>\$2,236,375</b>	<b>\$1,426,625</b>	<b>\$3,858,757</b>

**Comparison of total expenditures on entrance scholarship disbursements 2000-2007**

2000-2001	2001-2002	2002-2003	2003-2004	2004-2005	2005-2006	2006-2007
\$1,323,654	\$1,352,290	\$1,520,810	\$2,812,397	\$2,550,630	\$3,511,999	\$3,858,757

## MEMO

Student Services  
MBC 3000  
8888 University Drive  
Burnaby, BC V5A1S6  
Canada

ATTENTION Jo Hinchliffe, Secretary Senate Policy Committee  
on Scholarship, Awards & Bursaries

FROM Peg Johnsen, Director Administration

RE Open Undergraduate Scholarship 2006/07

DATE October 5, 2007

The Open Undergraduate Scholarship program for the 2006/07 fiscal year continued to be awarded at the CumGPA level of 3.700 (same CumCGPA since 1996). In Fall 2006, the basic tuition fee increased by 2% from \$145.20 per credit hour to \$148.10 in addition to a 2% increase to premium fee credit hour fees.

The actual number of students receiving the Open Scholarship increased by 128 students from the previous year. For 2006/07, there were a total of 1,335 Open Scholarship recipients, resulting in a 10.6% increase in the number of Open Scholarship recipients over the previous fiscal year. The average Open Scholarship disbursement to each student was \$1,083, which was less than a 1% change in the average dollar value of the Open Undergraduate Scholarship disbursement from the previous fiscal year.

The annual budget for the Open Undergraduate Scholarship program for the 2006/07 fiscal year remained the same as 2005/06. Total disbursements over the three terms for 2006/07 amounted to \$1,445,700.

Attached is a spreadsheet with an updated summary of the Open Undergraduate Scholarship data.

If you have any questions regarding the Open Undergraduate Scholarship, please do not hesitate to contact me.

C Kate Ross, Registrar & Senior Director Student Enrollment

15.

Open Undergraduate Scholarship Data

Fiscal Year	Sem	# Awards	Total Awarded	Avg Award	CGPA	Per credit
<b>2002/2003</b>	2002-2	306	\$220,752	\$721	3.7	\$ 73
	2002-3	496	\$515,970	\$1,040	3.7	\$ 85
	2003-1	459	\$468,200	\$1,020	3.7	\$ 85
<b>Total:</b>	<b>2002/2003</b>	<b>1,261</b>	<b>\$1,204,922</b>	<b>\$956</b>		
<b>2003/2004</b>	2003-2	335	\$272,680	\$814	3.7	\$ 85
	2003-3	552	\$587,435	\$1,064	3.7	\$ 100
	2004-1	504	\$525,600	\$1,043	3.7	\$ 100
<b>Total:</b>	<b>2003/2004</b>	<b>1,391</b>	<b>\$1,385,715</b>	<b>\$974</b>		
<b>2004/2005</b>	2004-2	357	\$308,800	\$865	3.7	\$ 100
	2004-3	478	\$580,800	\$1,215	3.7	\$ 100
	2005-1	431	\$509,500	\$1,182	3.7	\$ 100
<b>Total:</b>	<b>2004/2005</b>	<b>1,266</b>	<b>\$1,399,100</b>	<b>\$1,087</b>		
<b>2005/06</b>	2005-2	321	\$293,900	\$916	3.7	\$ 100
	2005-3	469	\$557,100	\$1,188	3.7	\$ 100
	2006-1	417	\$489,300	\$1,173	3.7	\$ 100
<b>Total:</b>	<b>2005/2006</b>	<b>1,207</b>	<b>\$1,340,300</b>	<b>\$1,092</b>		
<b>2006/07</b>	2006-2	339	\$300,300	\$886	3.7	\$ 100
	2006-3	511	\$586,400	\$1,148	3.7	\$ 100
	2007-1	485	\$559,000	\$1,153	3.7	\$ 100
<b>Total:</b>	<b>2006/07</b>	<b>1,335</b>	<b>\$1,445,700</b>	<b>\$1,083</b>		



**Report to the  
 Senate Policy Committee on Scholarships, Awards, and Bursaries**

**Work-Study Program 2006-2007**

Like the SFU bursary program, the Work-Study program is intended to be supplemental funding for Simon Fraser students with demonstrated financial need. The program is not restricted to BC residents nor to those receiving funding from Student Aid BC. Most participants are identified through the bursary application process though some are also identified from Student Aid BC data.

Of the \$587,386 in gross salary (pay, WCB, taxes, etc) paid to SFU undergraduate students this year, \$77,367 was awarded to international undergraduate students in fee category A (entered SFU in Fall 2003 or later) whose work study funding was paid by the international bursary fund budget. These international students are included in the chart below.

Until August 2002 the Work-Study program was part of the BC Student Assistance Program limiting the program to those BC residents who were receiving maximum government student assistance. In Fall 2003 the government program was discontinued and Simon Fraser University funded the Work-Study program providing a budget now valued at \$610,000.

**WORK-STUDY- Undergraduate**

	Number of Awards	Total \$ Awarded	Total Net Salary \$ Earned
06/07	525	714,000	526,331
05/06	507	687,800	536,678
04/05	541	734,400	607,721
03/04	573	760,200	633,425
02/03*	427	510,800	431,640
01/02	363	417,900	329,208
00/01	346	385,120	310,655
99/00	498	481,140	343,689
98/99	344	301,300	246,503
97/98	612	668,121	542,932
96/97	481	420,211	353,804
95/96	561	501,661	438,850
94/95	499	429,672	361,879

Note: these numbers include expenditures for the Students Aiding Students program until August 2005.

**WORK-STUDY – Graduate**

	Number of Awards	Total \$ Awarded	Total \$ Spent
06/07	32	42,300	33,327
05/06	24	30,100	24,345
04/05	38	41,200	34,227
03/04	40	51,000	45,528
02/03*	11	13,900	11,717
01/02	5	7,000	5,362
00/01	7	8,300	7,503
99/00	19	19,830	18,130
98/99	4	2,910	2,507
97/98	12	15,740	11,350
96/97	4	3,537	3,436
95/96	12	14,296	13,001
94/95	16	21,205	19,911

\*The summer semester of 2002/03 completed the B.C. Government funded Work-Study program. For the Fall and Spring semesters of 2002/03 the Simon Fraser University funded Work-Study program was implemented.

Submitted by C. French, October 2007

<b>Work Study Project Summary</b>			
<b>Department</b>	<b>#of Projects</b>	<b># of Studts Requested</b>	<b>Students Hired</b>
I-MBB	2	4	0
S-ADVMCMT	1	2	1
S-ANML CAR	3	6	2
S-ARCH	13	23	6
S-ART GLRY	1	3	0
S-ATHLETIC	3	13	0
S-BIOSC	6	9	1
S-BUSADM	17	25	5
S-CEDC	1	2	0
S-CHEM	1	4	1
S-CHILDCR	1	6	0
S-CJSF	5	8	0
S-CMPT	1	1	0
S-CMPT SER	1	1	0
S-CONT ART	5	8	1
S-CONSTUD	1	2	0
S-COOP ED	1	1	0
S-CRIM	14	39	9
S-CTSTDISB	2	2	0
S-EARTH SC	1	1	0
S-ECON	1	1	0
S-EDUC	11	27	1
S-ENG SC	2	6	1
S-FNSTUD	1	1	0
S-GEOG	1	3	0
S-HISTORY	2	3	2
S-KINES	1	2	1
S-LING	4	9	1
S-MBB	2	2	0
S-MPP	1	1	0
S-PHYSICS	2	2	0
S-POL SC	8	10	2
S-PSYC	22	55	8
S-SFPIRG	7	8	0
S-SFU INTL	3	3	1
S-SOC ANTH	2	2	2
S-ST PROG	2	2	1
S-STU SERV	1	1	0
S-SURADM	1	1	1
S-SURREGST	1	1	0
S-WCOASTLN	1	1	0
S-WS	1	2	1
WS-08703	1	1	0
<b>TOTALS</b>	<b>158</b>	<b>304</b>	<b>48</b>



**Report to the  
Senate Policy Committee on Scholarships, Awards, and Bursaries**

**Athletic and Recreation Awards 2006-2007**

**Athletic Awards**

Athletic awards are available to students who are members of varsity teams at Simon Fraser University and are awarded primarily on the basis of Athletic merit, though some awards have an academic achievement component. There are three categories of Athletic Awards: those funded through endowed and annual donations, those funded by University operating funds, and those funded by money raised by the individual teams to support their own athletes (Athletic Tuition Awards). In 2006/07 a one time increase of \$40,000 in the B.C. Athletic Assistance Program funding, which is reported below, displaced the use of the Athletic Tuition Awards.

In 2006/07 two new athletic award endowments were established.

**Athletic and Recreation Awards**

	Endowed/Annual Athletics		SFU Funded Athletics		Athletic Tuition Awards	
	# of Awards	Total \$	# of Awards	Total \$	# of Awards	Total \$
06/07	383	270,665	56	41,700	0	0
05/06	458	322,541	68	54,120	47	31,637
04/05	374	312,883	49	36,100	42	51,240
03/04	349	276,098	58	40,900	47	54,137
02/03	352	265,243	55	38,600	62	54,450
01/02	385	291,679	54	38,500	25	14,822
00/01	297	222,859	55	39,000	112	88,100
99/00	289	223,750	57	40,500	130	86,768
98/99	265	180,930	52	36,600	141	89,189
97/98	303	188,851	55	39,000	103	77,696
96/97	205	109,802	50	38,800	134	90,038
95/96	153	90,895	50	39,000	63	60,209
94/95	171	79,645	56	41,000	67	57,333

**Recreation Awards**

Simon Fraser University supports a number of awards for students who actively support the University's Recreation Program. The Recreational Leadership Awards are given in recognition of individual participation, leadership and volunteerism in various aspects of Recreation Services. In January 2004, a new award, the Recreation Promotion Award, was created to further support and promote the University's recreation programs.

	Recreational Leadership Award		Recreational Promo Award	
	# of Awards	Total \$	# of Awards	Total \$
06/07	31	18,600	65	63,500
05/06	31	18,600	57	58,000
04/05	33	19,800	45	61,238
03/04	33	19,800	21	25,625
02/03	32	19,200	n/a	n/a
01/02	30	18,000	n/a	n/a
00/01	29	17,400	n/a	n/a
99/00	31	18,600	n/a	n/a
98/99	31	18,600	n/a	n/a
97/98	32	19,200	n/a	n/a
96/97	32	19,200	n/a	n/a
95/96	35	21,000	n/a	n/a
94/95	31	15,600	n/a	n/a
93/94	54	45,425	n/a	n/a

**B.C. Athletic Assistance Program**

The B.C. Athletic Assistance Program (BCAAP) is funded by the provincial government to support top athletes in pursuing their education while maintaining their sport training. In the 2006-07 year SFU received a one time increase in allocation for the BCAAP awards of \$40,000.

**BC ATHLETIC ASSISTANCE PROGRAM\***

	# of Award	Total \$ Awarded
06/07	112	103,871
05/06	58	61,237
04/05	58	60,403
03/04	65	65,679
02/03	65	53,710
01/02	63	61,250
00/01	90	66,916
99/00	85	62,926
98/99	142	90,979
97/98	138	90,112
96/97	212	136,156



**Report to the  
Senate Policy Committee on Scholarships, Awards and Bursaries  
Bursary Program 2006-2007**

Bursaries are awarded on the basis of financial need and satisfactory academic performance to full-time undergraduate and graduate students\*. Bursaries are funded through endowments and annual gifts from donors as well as through university operating funds. Bursaries are adjudicated by Financial Assistance on behalf of the Senate Undergraduate Awards Adjudication Committee. Information about the bursary programs is published in the University Calendar and on the Financial Assistance website.

In the 2006-07 reporting year (May 2006– April 2007), Financial Aid and Awards received 6,271 applications with a total calculated financial need of \$6,138,565. This represents a decrease in student financial need of \$352,386 or 5.4% over the previous year. This decrease is reflective of the decrease in B.C. government assistance being accessed by SFU students and may reflect an improved job market. Individual student bursaries for domestic and grandfathered international students were awarded at an annual average of 93% of assessed need in 2006-07. Fee schedule A international students were awarded at an annual average of approximately 54%.

The tables below compare changes in the Bursary program over time. The SFU Open Bursaries and the SFU Daycare Bursaries are funded by University operating funds and are disbursed from one umbrella allocation. The Annual and Endowed Bursaries are funded through annual or long-term gifts from donors. In 2006-07 year, 5 new donor funded bursaries were established, 3 by annual donation and 2 by endowments.

Included in the SFU Open Undergraduate (domestic) data reported below is funding to a World University Services of Canada (WUSC) refugee student for three semesters. Simon Fraser University has an agreement with the Simon Fraser Student Society to assist in the support of two students a year identified and immigrated to Canada by WUSC. The University pays for tuition up to 12 credit hours each semester, the athletic and recreation fee, the student services fee, residence fees (dorms only), and a \$500 start-up bursary.

SFU Open Bursaries for international undergraduate students includes funding for two groups of students, those entering the university prior to September 2003 and those entering on or after September 2003. Bursaries for International students entering on or after September 2003 are funded through their own tuition revenue. The decrease in the value of bursaries for International Undergraduate students reflects the decreased number of student under fee schedule B now that the funding change has been in place for four years. In 2006-07 the budget for these international fee schedule A students was \$746,750. In addition any of these students who were included in the Work-Study program were funded from the designated bursary budget. In 2006-07, 94 work-study positions were awarded to Fee Schedule A international students totaling \$109,009.

The SFU Open Graduate Bursary figures reported below includes the TSSU Child Care Bursary. This is the sixth year of this bursary program that is included in the TSSU employment contract with the University. This year 10 bursaries totaling \$20,335 were disbursed. Eight bursaries were awarded to domestic students (\$17,670) and 2 were awarded to international students (\$2,665)

\*Undergraduate students are considered full-time if they are registered in 9 or more semester hours of normally graded courses. Graduate students must be registered in an approved full-time program.

**Summary Bursary Totals**

	Total number Applications	Total Calculated Need	Total Undergraduate Bursaries Awd \$	Total Graduate Bursaries Awd \$	Grand Total Bursaries Awd \$
06/07	6,271	6,138,565	4,333,674	684,076	5,017,750
05/06	6,112	6,490,951	4,362,185	543,827	4,906,012
04/05	5,763	7,033,080	4,544,201	462,963	5,007,164
03/04	4,697	6,468,740	3,222,505	415,713	3,638,218
02/03	4,012	3,237,696	1,964,929	141,942	2,106,871
01/02	3,429	2,476,765	1,070,295	91,530	1,161,825
00/01	2,870	2,013,725	1,008,105	79,146	1,087,251
99/00	2,615	1,751,834	972,375	68,012	1,040,387
98/99	2,514	1,565,785	931,361	71,553	1,002,914
97/98	2,558	1,296,738	895,826	70,639	966,465
96/97	2,078	1,068,339	875,412	80,904	956,316

	Undergraduate				Graduate			
	Domestic		International		Domestic		International	
	Need	Award	Need	Award	Need	Award	Need	Award
06/07	3,630,239	3,385,094	1,758,324	948,580	412,482	384,351	337,520	299,725
05/06	3,912,767	3,168,925	1,919,494	1,193,260	380,946	316,122	277,744	227,705
04/05	4,316,898	2,987,491	2,106,006	1,556,710	433,418	329,688	176,758	133,275

**Undergraduate Bursaries - General**

	SFU Open (domestic)		SFU Open (international)		SFU Daycare		Annual and Endowed	
	# of Awards	Total \$	# of Awards	Total \$	# of Awards	Total \$	# of Awards	Total \$
06/07	1,980	2,782,947	693	865,120	2	251	596	443,450
05/06	1,814	2,517,054	774	1,141,190	1	165	545	471,465
04/05	1,885	2,439,222	765	1,428,385	13	5,931	497	404,453
03/04	2,320	1,502,092	735	1,014,020	18	5,451	600	522,662
02/03	1,461	1,047,642	330	400,950	10	2,628	595	513,709
01/02	1,166	457,100	186	111,243	10	2,670	656	499,282
00/01	1,023	470,892	136	93,100	5	2,116	517	441,997
99/00	891	415,511	163	127,540	10	4,263	538	425,061
98/99	818	414,171	158	122,258	5	1,107	514	393,825
97/98	777	420,692	116	116,833	12	3,142	436	355,159
96/97	623	411,120	112	115,015	12	1,935	417	347,342
95/96	608	381,443	176	145,325	30	6,540	429	316,235
94/95	535	289,518	152	117,014	65	12,695	477	329,135

### University Funded Designated Bursaries

In 2003-04, the University established several bursary programs to assist in the promotion of the University's goal to encourage internationalization. Students who participate in SFU International Field School programs, SFU Foreign Exchange programs and International Co-op placements may be considered for these bursaries. In 2006-07 170 bursaries, totaling \$221,015 were awarded.

The University has also established the Aboriginal Bursary Program to assist aboriginal students in high financial need. In 2006-07, 14 bursaries totaling \$20,891 were awarded to aboriginal students.

	Field School			Exchange			International Co-op			Aboriginal (Udgrd)		
	Appl	Awd	Total \$	Appl	Awd	Total \$	Appl	Awd	Total \$	Appl	Awd	Total \$
06/07	205	57	108,845	147	57	92,525	56	19	19,645	56	14	20,891
05/06	92	52	83,405	96	47	85,575	33	21	27,205	49	25	36,126
04/05	59	47	94,980	90	67	99,210	53	23	26,840	57	25	45,180
03/04	10	9	18,120	70	62	124,955	9	6	10,015	74	22	28,095

### Graduate Bursaries - General

	SFU Open (domestic)		SFU Open (international)		SFU Daycare		Annual and Endowed	
	# of Awards	Total \$	# of Awards	Total \$	# of Awards	Total \$	# of Awards	Total \$
06/07	252	374,705	187	300,555	5	716	9	8,100
05/06	233	296,045	150	223,965	6	2,732	16	21,085
04/05	255	309,240	115	130,670	13	5,923	15	17,130
03/04	184	197,880	63	60,854	13	7,019	30	26,055
02/03	42	25,310	28	23,160	4	1,137	17	16,345
01/02	87	47,765	31	14,775	3	570	35	28,420
00/01	90	54,870	27	13,405	1	406	10	10,465
99/00	79	46,110	27	16,665	2	1,087	6	4,150
98/99	59	43,453	36	21,945	0	0	7	6,155
97/98	61	45,590	25	17,494	2	553	8	7,002
96/97	43	48,018	29	24,985	10	3,267	5	4,634
95/96	37	36,825	54	44,700	19	4,727	6	9,400
94/95	58	41,225	53	43,600	23	6,005	9	4,650



**Program Funded Bursaries for Credit Based Graduate Programs**

Beginning in the 2004-05 academic year, credit based graduate programs were required to contribute funds toward bursaries for their students from their tuition revenue. These programs are reported below. In 2006-07, program funded bursaries totaling \$79,315 were disbursed to students in these programs, 16 bursaries totaling \$29,559 to international students and 38 totaling \$49,756 to domestic students. In 2006/07 students in these programs have also received bursaries funded by donors. These bursaries were reported under Annual and Endowed Bursaries listed above.

	Executive MBA			Global Asset Wealth Management			Management of Technology			Graduate Diploma in Business Administration		
	Appl	Awd	Total \$	Appl	Awd	Total\$	Appl	Awd	Total\$	Appl	Awd	Total \$
06/07	1	0	0	10	2	6,230	12	1	450	5	2	4,715
05/06	9	1	0	8	4	0	7	0	0	9	4	2,420
04/05	12	7	9,250	13	0	0	17	0	0	18	7	6,950
03/04	15	9	16,400	3	2	2,605	30	15	22,305	18	5	7,655
02/03	13	3	7,635	2	1	2,205	12	5	10,360	17	9	16,685

	MBA (Day)			MED/EdD (Off-Campus)			Master of Public Policy		
	Appl	Awd	Total \$	Appl	Awd	Total \$	Appl	Awd	Total \$
06/07	4	0	0	18	3	1,815	45	18	19,930
05/06	16	1	680	16	4	1,930	41	17	20,360
04/05	47	19	17,315	1	0	0	35	21	15,280
03/04	74	38	46,570	6	3	3,805	27	21	24,265
02/03	28	21	34,470	5	3	4,635	N/A	N/A	N/A

	Graduate Urban Studies			Master in Publishing			Master of Financial Risk Management			Graduate Health Science		
	Appl	Awd	Total \$	Appl	Awd	Total\$	Appl	Awd	Total\$	Appl	Awd	Total \$
06/07	10	3	1,700	34	9	20,985	20	12	20,265	25	4	4,225
05/06	8	5	2,163	35	13	10,002	N/A	N/A	N/A	N/A	N/A	N/A

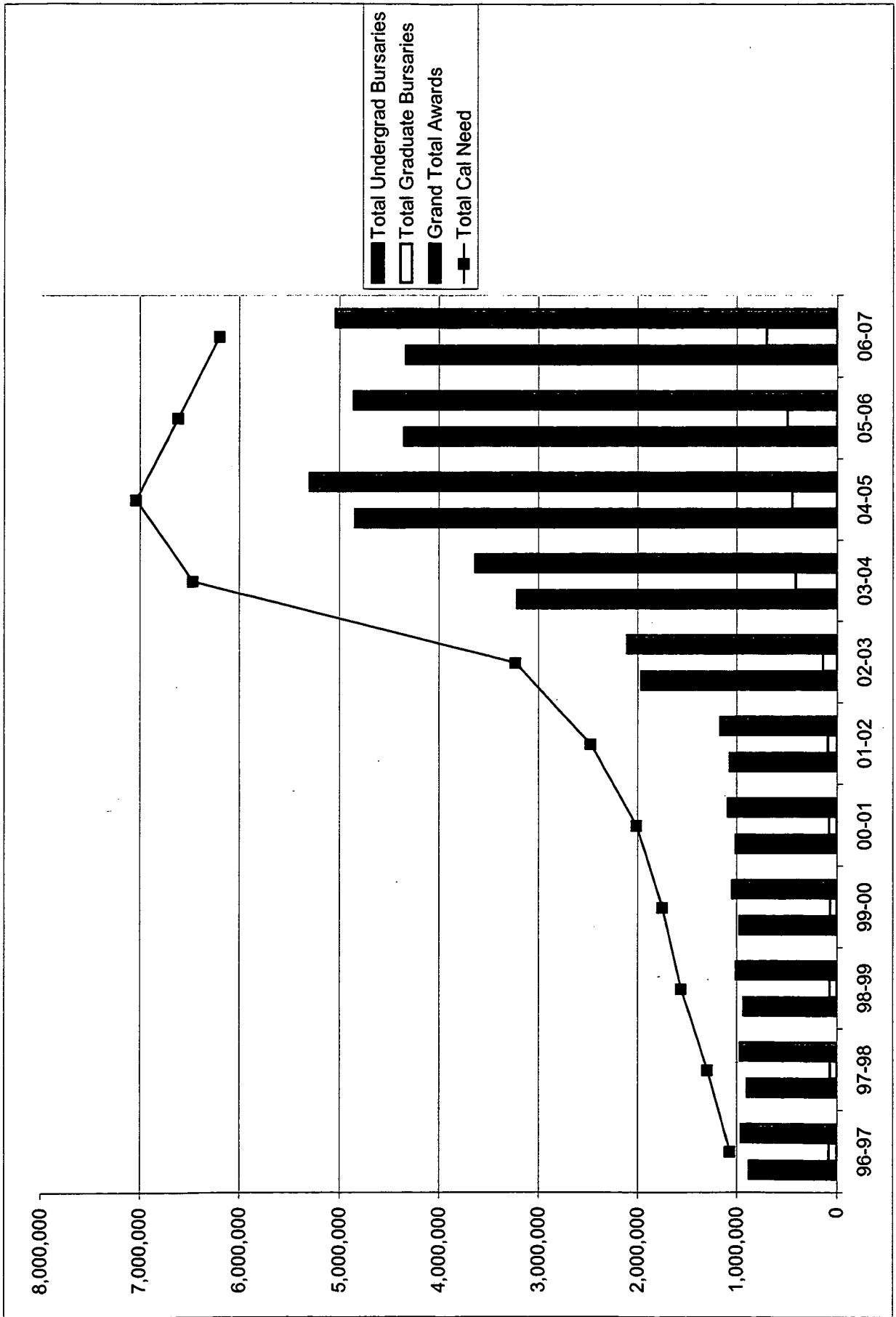
**Note:**

- 1) In 2004/2005, GAWM and MOT students have received bursaries funded by donors. These bursaries were reported under annual & endowed bursaries
- 2) The MBA (Day) program tuition had increased significantly in 2002/2003 and 2003/ 2004, the impact resulted in higher demand of bursary funding during the period.
- 3) EMBA total award amount \$1040 was awarded from the Executive MBA Alumni Bursary Fund.

Submitted by C. French, October 2007

25.

Summary Bursary Totals





**Report to the  
Senate Policy Committee on Scholarships, Awards and Bursaries**

**Emergency Loan Program 2006-2007**

Short term (60 day), interest-free loans are available to students who require interim emergency funding while awaiting funds from other sources. To receive an emergency loan a student must demonstrate a guaranteed source of repayment, for example an assessed government student loan awaiting documents or confirmation of part-time employment. Emergency loan values are usually no more than \$500 but individual award values depend on the specific circumstances of the student. Some students may receive more than one Emergency Loan during a semester. Students must meet with a Financial Aid Advisor as part of the assessment process.

There was a significant drop in use of the Emergency Loan Program last year. The change may reflect the increase in student loan values that began in the 2005/06 year but there has been no other systemic change in funding programs that would impact the Emergency Loans. Since the transition to SIMS (2003-2004) bad debt lists from Student Financials have not been available and so are not recorded below.

**EMERGENCY LOANS (Undergraduate/Graduate)**

	Number of Loans	Total \$ Awarded	# Loans to Collection	Total \$ to Collection
06/07	78	55,125	N/A	N/A
05/06	152	101,100	N/A	N/A
04/05	197	123,707	N/A	N/A
03/04	239	137,712	4	1,798
02/03	244	142,092	N/A	N/A
01/02	256	152,354	7	4,590
00/01	359	217,139	7	4,650
99/00	433	246,828	10	6,248
98/99	345	157,825	7	4,500
97/98	352	160,716	N/A	N/A
96/97	527	265,472	11	3,763
95/96	674	317,329	7	5,363
94/95	251	157,741	N/A	N/A

Submitted by C. French October 2007



**SIMON FRASER UNIVERSITY**  
 THINKING OF THE WORLD

**Report to the  
 Senate Policy Committee on Scholarships, Awards, and Bursaries**

**Scholarship for In-Course Undergraduate Students  
 And  
 Academic and Service Awards for the University Community 2006-2007**

**Endowed/Annual Scholarships for In-Course Undergraduate Students**

Scholarships funded through endowments and annual gifts from donors are available to continuing, full-time undergraduate students who meet specified criteria and have a minimum cumulative grade point average of 3.50. To be considered students must submit applications to Financial Assistance by the end of the second week of classes of the semester the scholarship is offered. Most endowed and Annual Scholarships are adjudicated directly by the Senate Undergraduate Awards Adjudication Committee (SUAAC). Some of these scholarships are selected by nomination of the academic department and confirmed by the SUAAC. Information about all of these scholarships is published in the University Calendar and listed on the web site.

In 2006/07 there were three new annual scholarships established.

**Academic and Service Awards for the University Community**

Academic and Service Awards are given to students, faculty or staff for outstanding performance in an academic area or outstanding service to the University or the community at large. These awards include the Terry Fox Gold Medal, the BC Sugar Achievement Award, the C.D. Nelson Award, Contemporary Arts Awards, History Book prizes and many others. Academic and Service Awards reported in the table below are funded through donor based endowments, annual gifts or by University operating dollars.

Although no additional budget has been allocated to existing SFU funded awards, the Aboriginal Student Leadership Award was created in 2004. Five of these awards valued at \$2,000 each were awarded in 2005-06 and five in 2006-07. The French Cohort Language Training Award was created to cover the costs associated with attending a French summer language program, of at least 4 weeks' duration, within an accredited Francophone university or college. The award is valued at \$2300. Three awards were given out in 2005/2006 and 3 awards in 2006/2007.

Unfortunately, there were no Canadian Merit Scholarship Foundation National Scholars to support this year (see External Awards report for more information).

Six new awards, one annual donation, three endowments and two University funded were established in 2006-07. The University established the International Mobility and International Co-operative Education Awards in 2006-07 to encourage students to participate in international experience opportunities. The first of these awards will be disbursed in the Fall 2007 semester.

**In-Course Scholarships, Academic and Service Awards**

	In-Course Endowed/Annual Scholarships		Endowed/Annual Awards		SFU Funded Awards	
	# of Awards	Total \$	# of Awards	Total \$	# of Awards	Total \$
06/07	298	253,125	168	78,093	156	86,900
05/06	297	258,050	141	84,155	152	90,362
04/05	286	243,659	207	73,841	135	68,906
03/04	263	213,560	187	77,908	121	67,310
02/03	289	228,091	212	62,717	109	58,178
01/02	248	195,950	160	57,981	109	57,779
00/01	227	171,825	144	51,934	101	50,287
99/00	232	194,705	119	44,430	102	49,757
98/99	203	147,690	115	41,435	92	43,907
97/98	184	138,503	68	30,670	113	45,009
96/97	179	131,125	66	27,161	87	45,900
95/96	169	114,870	59	24,720	87	46,307
94/95	165	117,290	52	12,330	84	44,250

Submitted by C. French, October 2007



**Report to the  
Senate Policy Committee on Scholarships, Awards and Bursaries**

**External Scholarships, Awards and Bursaries 2006-2007**

Each year Simon Fraser University students receive scholarships, awards and bursaries that are administered and adjudicated by organizations and corporations external to the University. Scholarships, awards and bursaries in this category include: Canadian Merit Scholarship Foundation Awards, Canadian Millennium Scholarship Foundation Merit Awards, Terry Fox Humanitarian Awards, Canada Trust Scholarships, awards administered by the Association of Universities and Colleges of Canada, and many others.

In the 2006-07 year, Simon Fraser undergraduates received 335 external scholarships, awards and bursaries totaling \$508,726. The awards have been categorized by the definitions used for our internal programs: scholarships are based primarily on academic performance; bursaries are based primarily on financial need; and awards are based on community service, excellence in a specific endeavor or a combination of criteria.

Financial Aid and Awards also actively promotes the availability of and assists students with the application process for numerous external awards that are not reported in the table below. These awards support students' educational goals during and after studies at Simon Fraser University but are not disbursed through the University. Awards programs in this category include the Rhodes Scholarship, the Queen Elizabeth II BC Centennial Scholarship, and many others.

Graduate students receive a variety of external awards that are administered through the Dean of Graduate Studies Office and are included in the Graduate Awards report. The external scholarships, awards and bursaries for graduate students listed below are those that have been received by the University for disbursement to students who are currently registered as graduate students. These awards are adjudicated by community groups and foundations without University nominations and may have been awarded on the basis of undergraduate accomplishments.

**Canada Millennium Scholarship Foundation Awards**

Also included in the numbers below are recipients of the Canada Millennium Scholarship Foundation merit awards. These scholarships are granted on the basis of academic performance, community service, leadership and entrepreneurship. In 2006-07, there were 12 National Award winners attending Simon Fraser University, 8 Provincial/Territorial Award winners, and 9 local award winners.

The World Petroleum Congress and Canadian Millennium Foundation offered an award to recognize students enrolling in studies related to the petroleum industry who demonstrate academic merit and financial need. In 2006-07 two SFU students received these awards, totaling \$6,000.

The Canadian Millennium Foundation National In-Course Scholarship recognizes upper level post secondary students who demonstrate academic merit and leadership. Thirteen SFU students received a total of \$55,000 from the National In-Course Scholarship program in 2006-07.

**Canadian Merit Scholarship Foundation**

Included in the numbers reported below are recipients of the Canadian Merit Scholarship Foundation awards. These scholarships are awarded to graduating high school students on the basis of academic excellence, community service and leadership. Simon Fraser University is one of a consortium of Canadian universities that work with the Foundation to select and support recipients. Local winners are reported below and receive \$500 prizes. National winners receive a four year award including an annual grant of \$6,000 from the Foundation and an annual tuition waiver to a maximum of \$6,000 from the University. Although we have had national winners in previous years, since 2005/06 Simon Fraser had no National or Provincial winners in attendance.

UNDERGRADUATE EXTERNAL

	External Scholarships		External Awards		External Bursaries	
	Total # of Scholarships	Total \$	Total # of Awards	Total \$	Total # of Bursaries	Total \$
06/07	206	372,112	16	14,500	99	102,967
05/06	270	471,745	7	15,500	51	35,550
04/05	261	487,823	11	17,700	62	39,725
03/04	247	437,854	0	0	31	20,900
02/03	236	381,781	5	6,715	60	35,394
01/02	216	294,590	14	15,840	72	44,775
00/01	204	226,270	7	10,500	56	38,061
99/00	181	176,827	10	16,283	61	39,034
98/99	130	117,382	56	54,913	35	23,374
97/98	118	109,562	36	37,008	71	48,369

GRADUATE EXTERNAL

	External Scholarships		External Awards		External Bursaries	
	Total # of Scholarships	Total \$	Total # of Awards	Total \$	Total # of Bursaries	Total \$
06/07	8	9,056	2	3,000	2	1,000
05/06	7	12,298	0	0	3	3,066
04/05	1	625	0	0	1	2,000
03/04	9	13,650	0	0	1	500
02/03	3	3,600	0	0	3	3,000
01/02	6	7,200	0	0	1	2,000
00/01	5	6,300	0	0	3	1,400
99/00	8	6,550	0	0	2	980
98/99	8	8,500	0	0	2	1,076
97/98	4	4,900	0	0	9	21,768

Submitted by C. French, October 2007



**Report to the  
Senate Policy Committee on Scholarships, Awards and Bursaries**

**Government Part-time Student Assistance and Canada Study Grants 2006-2007**

**Government Part-time Student Assistance**

To be eligible for the federal government Part-time Canada Student Loans (PT-CSL), Canada Study Grant for High-Need Part-Time Students (CSG-HNPT), and Canada Access Grant for Students with Permanent Disabilities (CAG-PD) students must be registered between 3 and 8 credit hours and have a demonstrated financial need. These programs assist with educational cost only and do not include support for living expenses. In 2006-2007, 77 applications were received for Part-time Loan and Grant. Of those students, 58 qualified for grant only, loan only, or grant and loan with a total assessed need of \$98,473. In 2006-2007, 15 student were awarded part-time loans totaling \$19,201 and 14 students accepted the funding totaling \$18,034. Part-time loans require that you begin to make payments on the loans while you are still in school. Many students find this a difficult requirement to meet and avoid using the program.

In order to be eligible for grant funding, students must not only demonstrate financial need but also meet specific criteria for not studying full-time. The list of acceptable conditions for maintaining part-time studies includes: permanent disability, medical issues, being a single parent, being parent from a low income family, caring for an elderly dependent, taking prerequisites to enter a full-time program and requiring less than nine credit hours to fulfill graduation requirements. The CSG-HNPT program has a maximum award value of \$1,200 per program year and is well used by Simon Fraser students. In 2006-2007, 42 students received grant awards totaling \$43,790. Five of these students also received part-time loans and are also included in the loan statistics.

**Part-Time Canada Student Loan**

	Number of Awards	Total \$ Awarded	# Loans to Released	Total \$ Loans Released
06/07	15	19,201	14	18,034
05/06	25	37,012	20	31,191
04/05	28	43,946	24	38,389
03/04	22	24,240	19	21,244
02/03	18	18,239	16	16,286
01/02	7	6,526	5	3,669
00/01	13	10,700	8	6,778
99/00	45	24,480	2	2,679
98/99	36	26,103	Not recorded	Not recorded
97/98	45	45,550	Not Recorded	Not Recorded



**Canada Student Grant for High Need Part-time Students**

	Number of Awards	Total \$ Awarded
06/07	42	43,790
05/06	57	63,256
04/05	41	44,446
03/04	42	43,513
02/03	47	45,450
01/02	54	50,739
00/01	54	51,014
99/00	83	73,072
98/99	108	112,407
97/98	70	65,365

**Canada Study Grant for Female Doctoral Students (CSG-FD)**

The federal government offers a grant program to support female doctoral students in specific programs. The goal of the program is to encourage female students with financial need to continue studies to the doctoral level in fields that have an under representation of females based on national statistics.

Commencing 2001/02 these grants were assessed as part of the B.C. Student Assistance Program application and a separate application is not required. For those students who meet the criteria for a CSG-FD, the grants are automatically calculated and the award replaces federal loan funding. In other words, students do not receive additional funding but have a portion of their debt (loan) converted to grant.

	Number of Awards	Total \$ Awarded
06/07	8	19,595
05/06	3	9,000
04/05	1	3,000
03/04	7	18,327
02/03	3	8,749
01/02	5	14,569
00/01	7	17,781
99/00	6	13,966
98/99	3	8,876
97/98	1	1,769

### Canada Access Grant for Students with Permanent Disabilities

The Canada Access Grant for Students with Permanent Disabilities was introduced in Fall 2005. The purpose of the grant is to support students with permanent disabilities whose course load is between 3 and 8 credits.

	Number of Awards	Total \$ of Awards	Number of Grants Released	Total \$ Grants Released
06/07	17	17,139	17	17,139
05/06	13	13,652	10	11,845

Submitted by C. French, October 2007



**Report to the**

**Senate Policy Committee on Scholarships, Awards and Bursaries**

**British Columbia Government Student Assistance (Full-time) 2006-2007**

Domestic Canadian students, graduate and undergraduate, may apply through their home province to receive funding assistance from the federal, provincial and territorial governments. Government assistance is a primary source of funding for approximately 30% of Canadian post-secondary students. The goal of these programs is to promote accessibility of post-secondary education among academically qualified students who do not have the personal or family resources to meet the costs of education. The B.C. Student Assistance Program was renamed by the government starting in 2007 to Student Aid B.C.

At Simon Fraser University approximately 22% of all undergraduate students received their primary funding through StudentAid BC government student assistance.

The tables below report the number of BC Government assistance awards and the total dollars of assistance received by Simon Fraser students from 1994/95 to the 2006/07 award year. The 6% decrease in the number and value of awards for SFU students is consistent with a 6% drop in applications from SFU students received by the Student Aid BC (8,389 in 2005-06 to 7,918 in 2006-07) and reflects an overall 4% decrease in applications received by Student Aid BC last year. According to the government's statistics Simon Fraser remained the second largest user of the assistance programs for the fifth year in a row. In 2004/05 BCSAP increased the living allowances for all students and increased the living allowances for the parents of students, changing the expected parental contributions and allowing more students to be eligible for funding. The expected contribution from students has also decreased.

In 2004/05 the BC Grant and Canada Millennium Scholarship Foundation Bursary was eliminated from the BCSAP program. This change affected undergraduate students and is reflected in the BC/Federal Grant column in the table below. Students who would have previously been eligible for these grants received BC loans instead. However, to offset the increase in loan values, the BC Government, in partnership with the Canada Millennium Scholarship Foundation, introduced the BC Loan Reduction Program. Under the new program eligible students who successfully complete each year's studies will have their BC Student Loan reduced. The loan reduction grants are not reported to the post-secondary institutions so we are unable to report them below. The amount of reduction will vary according to the BC Loan awarded. The grant programs that remained in effect were the Canada Study Grant for Students with Dependents, Canada Access Grant for Students with Permanent Disabilities, and Canada Study Grant for Female Doctoral Students. (see report on Part-Time Assistance and Canada Study Grants)



BC Residence – Federal and Provincial Assistance

Undergraduate

	Canada Student Loan		British Columbia Loan		BC/Federal Grant		Totals	
	# of Awards	Total \$	# of Awards	Total \$	# of Awards	Total \$	# of Awards	Total \$
06/07	6,840	25,791,102	6,493	15,072,909	723	994,039	14,056	41,858,050
05/06	7,273	27,019,880	7,068	16,338,244	794	1,107,848	15,135	44,465,972
04/05	7,635	25,348,913	6816	15,569,562	1,135	1,713,581	15,586	42,632,056
03/04	8,119	24,912,956	5,588	11,080,185	3,300	6,438,162	17,007	42,431,303
02/03	7,629	23,413,881	5,709	10,622,832	3,323	6,357,657	16,661	40,394,370
01/02	7,206	20,745,360	5,581	8,982,386	3,432	6,277,543	16,219	36,005,289
00/01	6,700	19,422,436	5,139	8,435,234	3,238	5,913,349	15,077	33,771,019
99/00	6,220	18,016,408	4,774	8,437,478	2,707	4,725,887	13,701	31,179,773
98/99	5,742	17,543,548	5,121	10,456,783	1,304	2,244,399	12,167	30,244,730
97/98	5,344	16,728,873	4,833	10,187,803	881	1,633,952	11,058	28,550,628
96/97	5,296	16,458,488	4,765	9,532,871	892	1,566,540	10,953	27,557,899
95/96	5,148	16,135,660	4,202	7,051,162	879	1,282,322	10,229	24,469,144
94/95	4,885	14,473,670	3,898	7,243,664	697	998,482	9,480	22,715,816

Graduate

	Canada Student Loan		British Columbia Loan		BC/Federal Grant		Totals	
	# of Awards	Total \$	# of Awards	Total \$	# of Awards	Total \$	# of Awards	Total \$
06/07	318	1,273,369	305	788,254	74	72,469	697	2,134,092
05/06	313	1,237,180	319	815,194	84	77,237	716	2,129,611
04/05	319	1,093,410	327	855,978	80	77,394	726	2,026,782
03/04	392	1,311,373	370	906,428	77	77,935	839	2,295,736
02/03	325	1,047,601	316	767,646	72	62,399	713	1,877,646
01/02	268	877,137	266	639,037	53	47,788	587	1,563,902
00/01	250	731,401	256	567,458	35	32,810	541	1,331,669
99/00	263	835,532	271	633,071	54	53,252	588	1,521,855
98/99	261	832,306	265	649,411	41	43,184	567	1,524,901
97/98*	240	790,574	254	634,665	N/A	N/A	494	1,425,239
96/97*	235	723,913	226	472,144	N/A	N/A	462	1,198,443
95/96*	204	652,199	196	386,703	N/A	N/A	401	1,040,099
94/95*	224	697,892	199	411,163	N/A	N/A	425	1,112,235



**Report to the  
Senate Policy Committee on Scholarships, Awards and Bursaries**

**Out of Province and United States Government Student Assistance 2006-2007**

**Out of Province and United States Student Loans**

The tables below report students who are receiving funding through other Canadian provinces or territories and from the United States. Not all provinces advise the institutions of assistance granted to students, particularly grant awards. The increases in awards for out of province student assistance reflect the 7.7% increase in out of province student enrollment at the University 2006/07 and, in particular, the increase of student who may be eligible for more funding due to their age. Students who have been out of high school for four years are considered independent of their parents and parental income is not considered in the needs assessment. In 2006/07 the number of out of province students in all years of registration who were originally admitted based on previous post-secondary work was up by 14% over 2005/06.

The funding received by U.S. students includes subsidized and unsubsidized government loans, private loans, and parental loans. Subsidized loans do not have to be repaid until students cease attending school or drop below ½ studies. Students must begin repaying unsubsidized loans while they are still in school. U.S. students receive separate disbursements in each semester of their loan period and an increasing number of students are accessing private loans to supplement their government loans.

Out of Province and US Students  
Undergraduate

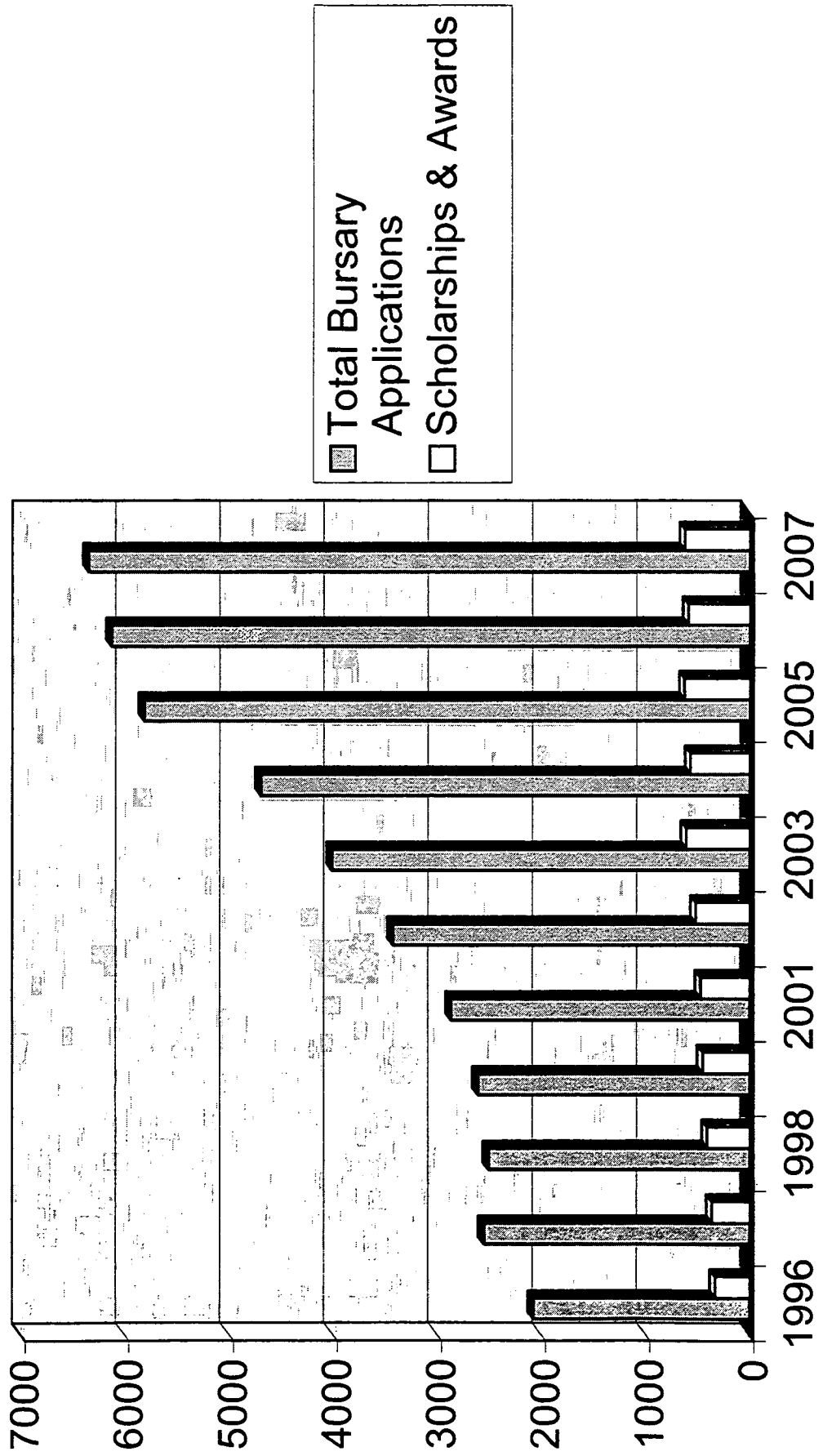
	Federal Student Loan		Provincial Loan		Provincial/ Federal Grant		US Student Loans	
	# of Awards	Total \$	# of Awards	Total \$	# of Awards	Total \$	# of Awards	Total \$US
06/07	237	1,197,020	303	543,759	126	293,376	26	81,548
05/06	189	872,354	218	409,474	71	160,649	30	120,258
04/05	195	775,505	286	434,569	67	184,080	51	195,983
03/04	169	704,420	169	370,665	91	217,666	21	187,451
02/03	221	917,707	231	456,882	98	265,602	34	128,811
01/02	249	900,177	209	403,709	72	182,303	18	108,983
00/01	251	894,323	212	422,693	84	230,272	20	108,145
99/00	333	1,149,868	249	589,344	60	165,636	9	59,392
98/99	380	1,323,501	270	697,485	38	81,113	8	35,465
97/98	378	1,424,821	317	868,898	42	74,076	9	33,458
96/97	429	1,609,830	514	977,181	20	26,104	12	37,389
95/96	436	1,629,038	547	1,017,365	13	26,980	14	69,636
94/95	394	1,415,716	535	1,000,396	17	24,231	5	16,120

Graduate

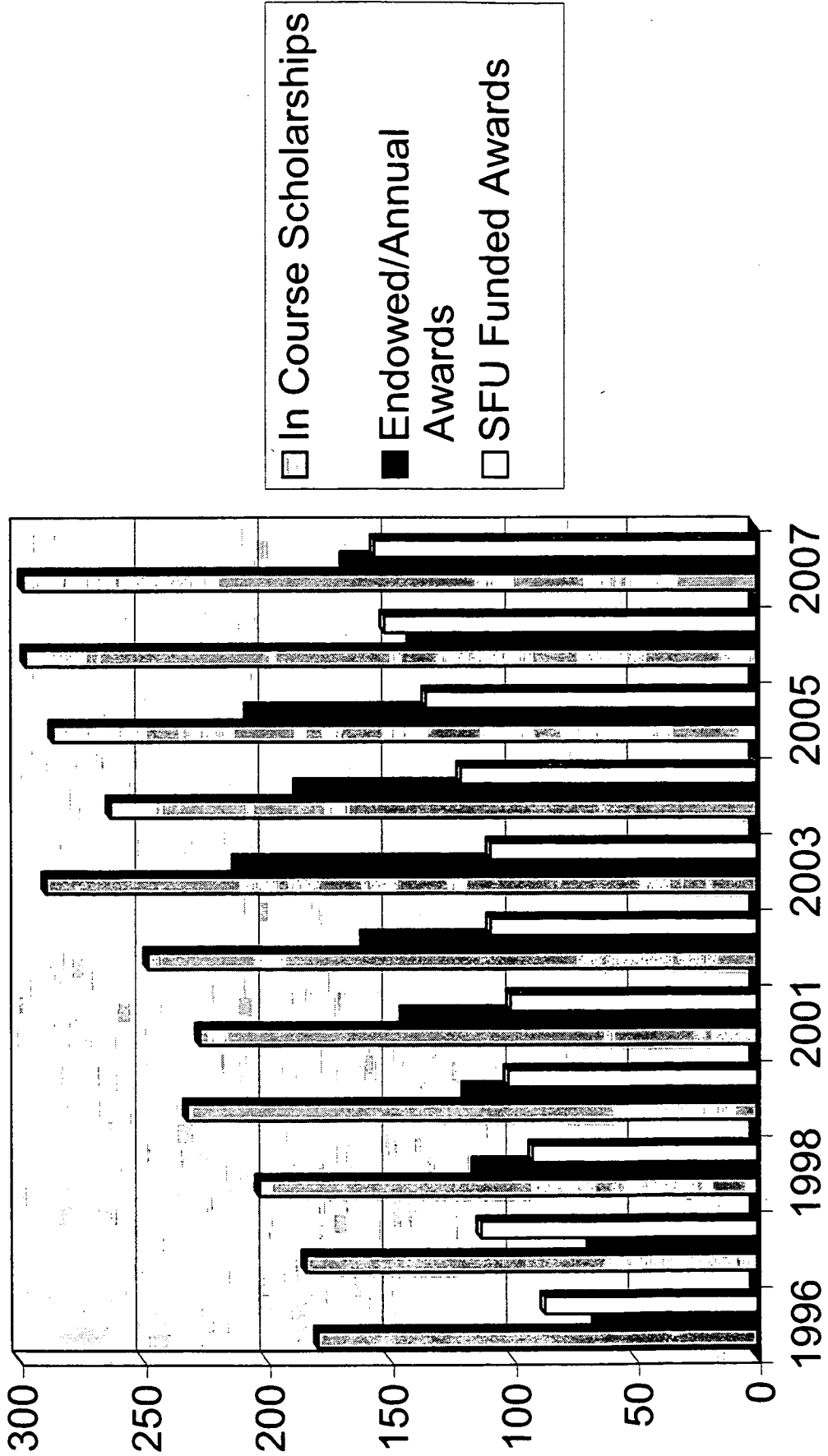
	Federal Student Loan		Provincial Loan		Provincial/Federal Grant		US Student Loans	
	# of Awards	Total \$	# of Awards	Total \$	# of Awards	Total \$	# of Awards	Total \$US
06/07	83	465,948	78	297,758	9	17,026	93	309,536
05/06	68	409,047	71	246,984	8	14,837	69	245,855
04/05	76	376,873	103	249,858	3	5,980	73	230,440
03/04	56	252,998	76	203,922	10	26,851	68	227,686
02/03	57	276,274	76	202,438	10	21,129	24	102,904
01/02	49	206,584	60	165,695	1	834	10	94,915
00/01	60	215,651	62	142,727	4	2,194	14	125,933
99/00	64	264,926	73	193,164	4	9,435	13	75,190
98/99	80	293,106	83	181,735	4	7,217	21	96,653
97/98	86	373,940	106	309,576	3	5,840	20	79,989
96/97	78	304,785	119	229,914	5	4,955	16	59,996
95/96	88	362,150	157	340,064	5	5,560	10	43,143
94/95	96	359,216	144	271,116	1	1,000	5	21,182

Submitted by: C. French, October 2007

# Award Comparison

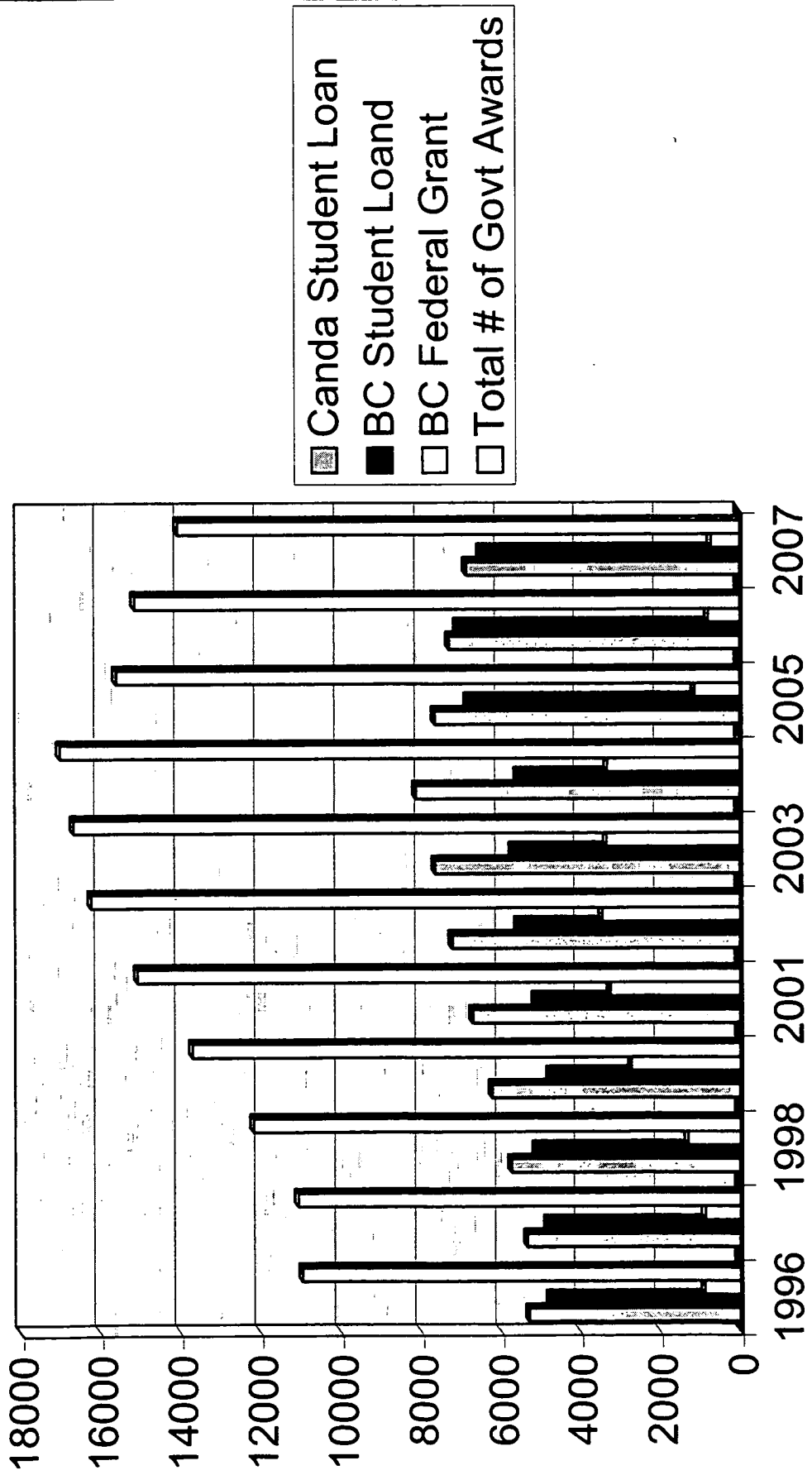


# In-Course Scholarship & Award Comparison

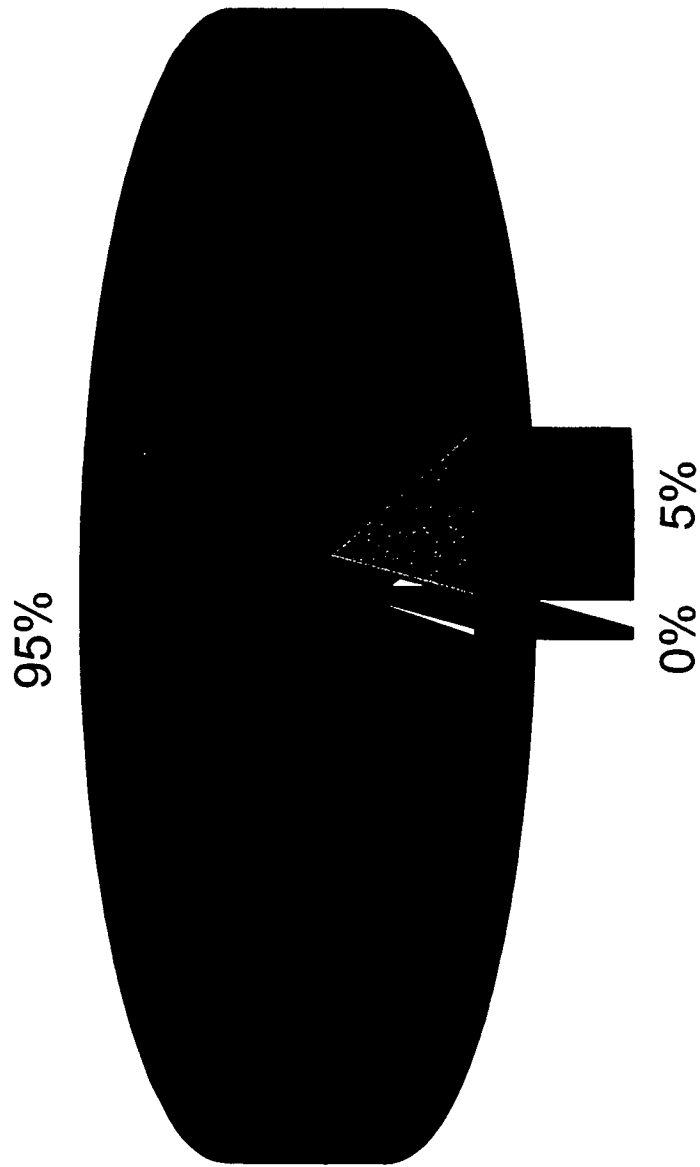




# Government Awards

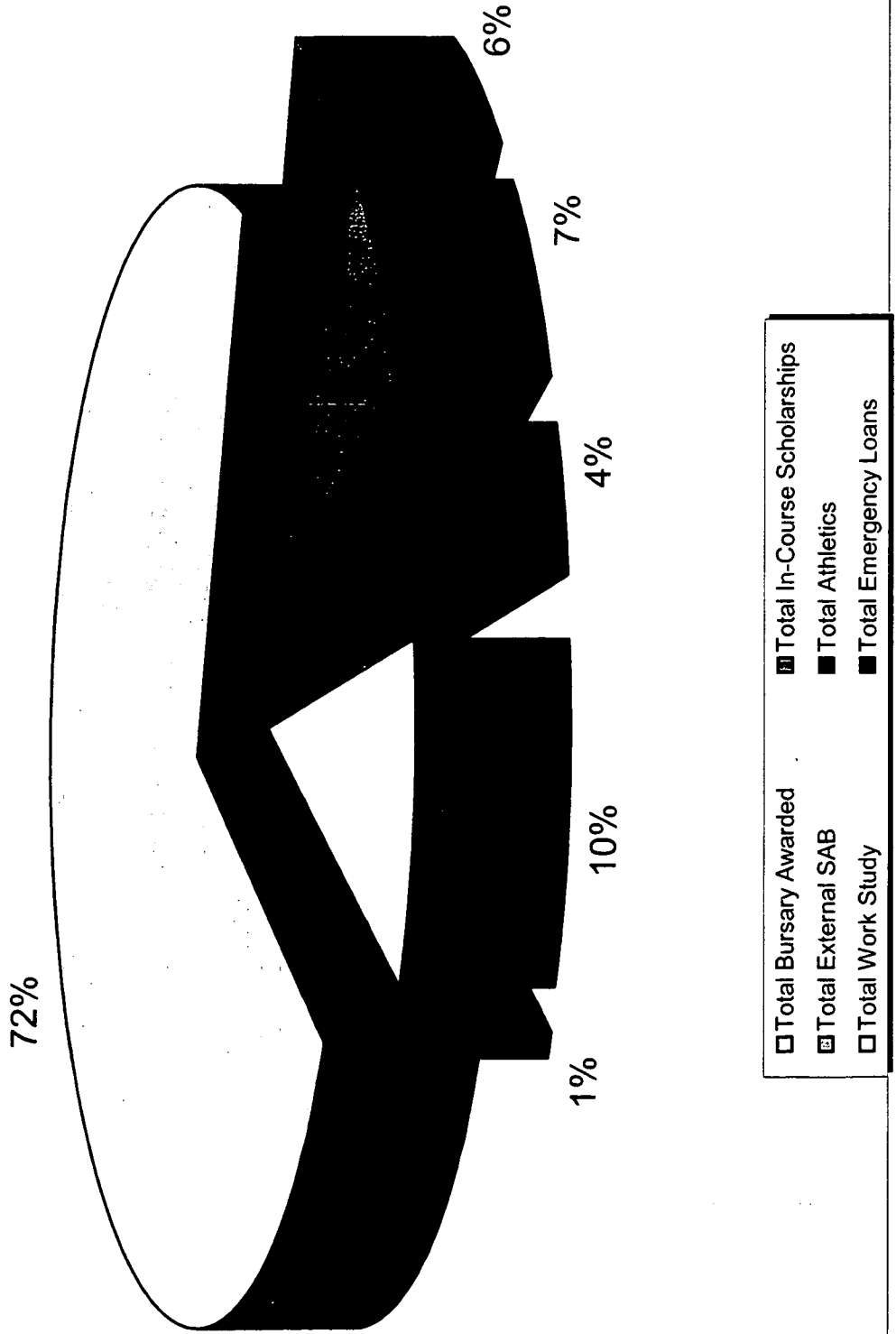


# Total Undergraduate Government Funded Aid 2006/07



- Total Student Aid BC
- ▣ Total Out of Province/US
- Canada Study Grant/PT/High Need

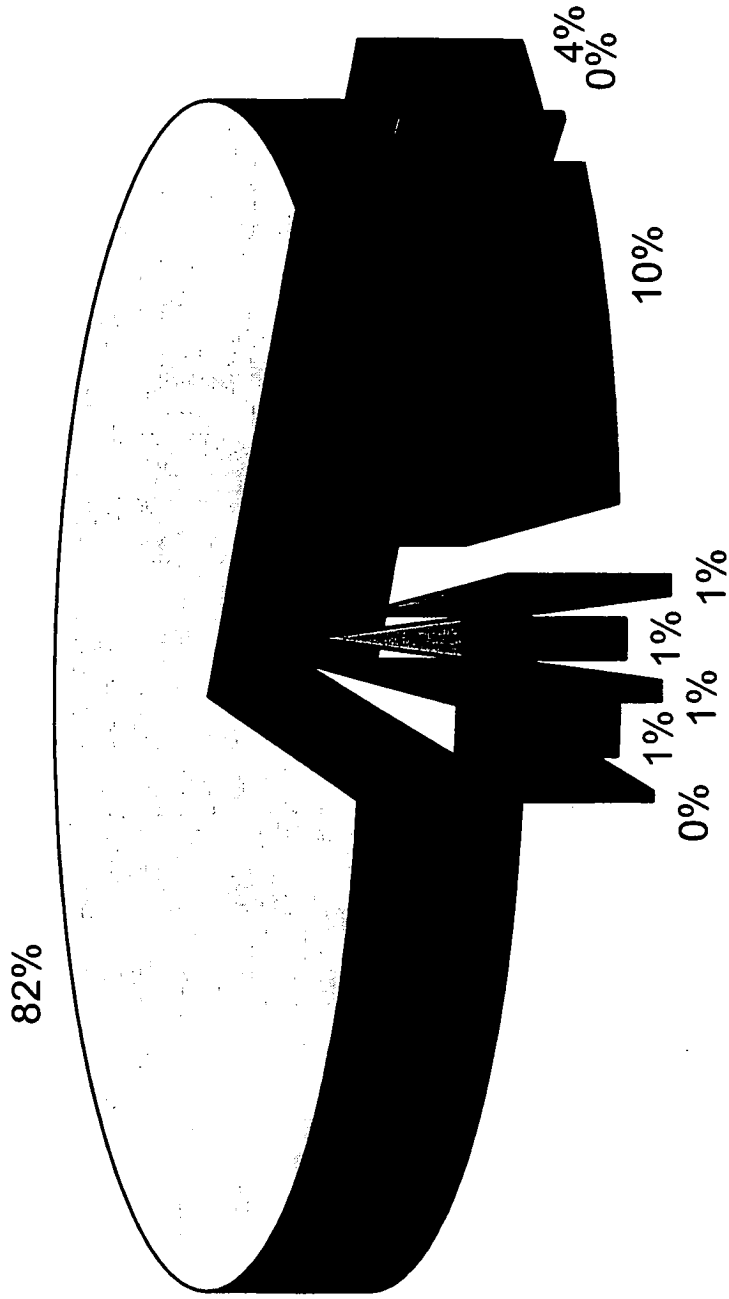
# Total Undergraduate SFU Funded Aid 2006/07



- Total Bursary Awarded
- Total External SAB
- Total Work Study
- Total In-Course Scholarships
- Total Athletics
- Total Emergency Loans

\*Does not include Entrance or Open Scholarships

# Total Undergraduate Funded Aid Combined 2006/07



- Total Bursary Awarded
- Total External SAB
- Total Work Study
- Total Student Aid BC
- Canada Study Grant/PT/High Need
- Total In-Course Scholarships
- Total Athletics
- Total Emergency Loans
- Total Out of Province/US

\*Does not include Entrance or Open Scholarships

Summary Bursary Totals

