


SIMON FRASER UNIVERSITY

MEMORANDUM

To: Senate

From: Stephen T. Easton, Chair
Senate Policy Committee on Scholarships, Awards and Bursaries



Re: Annual Report (SPCSAB 08-10)

Date: 15 December 2008

I am pleased to submit the Annual Report of the Senate Policy Committee on Scholarships, Awards and Bursaries (SPCSAB) for the fiscal year 2007-2008.

Overview

SPCSAB is the committee charged by Senate with setting policy for the administration of awards, student scholarships, bursaries and other forms of financial aid at SFU. It should be noted that this is primarily for internal awards. Three other Senate committees, namely SUAAC (Senate Undergraduate Awards Adjudication Committee), SGAAC (Senate Graduate Awards Adjudication Committee) and SCUH (Senate Committee on University Honors) adjudicate awards to students where adjudication is needed. Financial Aid and Awards, a unit within Student Services, processes bursary applications.

For the 2007-08 fiscal year, base undergraduate entrance scholarship funding rose 6.6 percent to \$3.76 from \$3.5 million in 2006-07 as the number of awards increased from 774 to 809. However, total entrance scholarship funding fell by 2.4 percent since \$326,000 in special 40th Anniversary award funding ended. Some 1,359 Open Undergraduate Scholarships were awarded, an increase of 5.1 percent. These scholarships totaled \$1.58 million which constitutes a 9.1 percent increase from the previous year. In the Spring of 2008, Open Undergraduate Scholarship payment per credit hour was increased from \$100 to \$110 and the cumulative GPA cutoff was lowered from 3.70 to 3.67 to be consistent with a grade of A-.

The total value of graduate scholarships and awards funded by the Dean of Graduate Studies increased to \$5.65 million in 2007-08 an increase of more than 25% primarily due to the increase in graduate fellowships. Both the value of the Graduate Fellowship and the President's Research Stipend were increased by 4 percent to \$6,250. There were 665 GF's and 135 PRS awarded. The value of the C.D. Nelson Graduate Entrance Scholarship was increased by 5.5 percent to \$19,000. There were 29 recipients. Of the graduate scholarships and awards funded by GS, 73 percent was awarded through Graduate Fellowships, 15 percent for the President's Ph.D. Research Stipends, 5 percent for the C.D. Nelson Entrance Scholarships, and the remainder for Special Graduate Entrance Scholarships. The total support a graduate student is permitted to receive from University sources was increased from \$42,000 to \$50,000.

In addition to the \$5.65 million from Graduate Studies budget, scholarships and fellowships funded by the Schools and Faculties added another \$371,000. In addition, \$711,000 was awarded to SFU graduate students from other internal sources of funding. Thus the total value of internal scholarships and awards for the period 2007-2008 is \$6.73 million. To put this in context, external funding from national, provincial and other scholarships and awards added an additional \$6.33 million in support. Thus total graduate student fellowship, scholarship, grants and other support to SFU students during 2006-07 was \$13.06 million.

In the 2007-08 reporting year, Financial Aid and Awards saw a fall of 6% in the number of applications for bursaries to 5,884 applications with a total calculated financial need of \$5.96 million. This represents a decrease in student financial need of \$181,000, or 2.9%, from the previous year.

Individual undergraduate student bursaries for domestic and grandfathered international students received bursaries at an average of 95% of assessed need in 2007-08, an increase of 2 percentage points over the previous year. Including fee schedule A international students and all other students meant that the average share of assessed need awarded was 78 percent, a 3.5 percentage point fall from the previous year. The total value of University funded undergraduate bursaries awarded fell from \$4.33 million to \$3.94 million. Graduate bursaries awarded increased by 6 percent to \$724,000.

The number of SFU students applying to StudentAid BC increased by less than one percent in 2007-08. This was accompanied by a similar increase in the total value of awards received. The total number of undergraduates receiving British Columbia Government and Federal Student Assistance student loans and grants remained unchanged at 14,058. These totaled \$41.9 million unchanged from 2006-07. The number of student loans and grants received by graduate students increased by 11 percent while the total amount received remained increased by 9.6 percent to \$2.3 million.

Simon Fraser University continued to fund the Work-Study Program with 409 Undergraduate awards costing \$447,000 and 39 graduate awards costing \$48,700. This is the fifth year in which the University has funded these awards since the Province discontinued them.

Other notes of interest:

- The Province has developed the Pacific Century Graduate scholarship each worth \$10,000 in a program that will run for four years. SFU will receive 202 of these scholarships during this period. Forty-six awards have been made during 2007-2008.
- 13 national, 9 provincial and 14 local winners of the Canada Millennium Scholarship Merit Awards attended Simon Fraser.
- SFU undergraduate students received over \$681,000 in external scholarships, awards and bursaries up 25% from a year earlier.
- Total disbursements of Athletic awards increased by 20 percent to \$600,000 primarily as a result of increases in endowed awards and a doubling of recreation leadership awards.

- The SPCSAB has begun the process of trying to identify what measurable effects financial assistance has on outcomes. A first pass at this question may be found at: http://www.sfu.ca/irp/special_reports/documents/financial.aid.2006.pdf
- A pilot program encouraging graduate students' travel to undertake their research or to attend conferences to present their results has supported 449 recipients.
- The Graduate International Scholarship initiative supporting master's and doctoral research abroad made 25 awards of \$6,250.

SFU

SIMON FRASER UNIVERSITY
THINKING OF THE WORLD

Office of the Dean of Graduate Studies

Report to the

Senate Policy Committee on Scholarships, Awards and Bursaries

2007-2008

REPORT

Graduate Scholarships, Bursaries and Awards Budget

Financial Summary of Graduate SBA Budget Fiscal Year 2007-2008

Office of the Dean of Graduate Studies

Annual Report

Graduate Scholarships, Bursaries and Awards Budget

2007-08 fiscal year

At the October meeting of the SPCSAB last Fall, the structure of the annual report to Senate was discussed. As a result of that discussion the former Dean (Jon Driver) recommended adding the following information to the graduate portion of the SPCSAB's annual report.

1. The total amount of scholarship funding administered through Graduate Studies that derives from the University operating budget, but is not part of the Graduate SBA budget. For example, this would include scholarship programs funded out of departmental or faculty operating budgets.
2. The total amount of scholarship funding administered by Graduate Studies on behalf of external agencies such as the federal Tri-Councils, the BC Ministry of Advanced Education, and private foundations such as the Michael Smith Foundation for Health Research.
3. The total amount of scholarship funding that derives from endowments managed by Graduate Studies.

This data has been compiled and is detailed in the document "Expense Summary of Graduate Award Funds Administered by DGS: Fiscal Year 2007/2008". As well, our annual "Financial Summary of Graduate SBA Budget" Report has been expanded to include the total number of award recipients and corresponding expenses by award category, by academic term, and for the fiscal year. Lastly, a breakdown of GF allocations for the past five years has been included in this report for information purposes.

Also in Spring 2007, the Province announced funding for 2,500 new graduate student spaces in B.C. over the next four years. A portion of this new funding was targeted to the **Pacific Century Graduate Scholarships (PCGS) Program** over four academic years (2007 to 2011). The total number of scholarships SFU received for the four-year period is 202. **Forty-six** PCGS awards of \$10,000 each were disbursed to new graduate students in Fall 2007 and Spring 2008, for a total of \$425,000.

To make improvements to graduate student funding, the following new initiatives and changes were implemented in academic year 2007-08.

Travel and Minor Research Awards Program: Approved by SPCSAB and introduced as a pilot program in May 2007 to encourage graduate students to attend conferences to present their research or to travel to undertake their research. Students can also incur non-travel costs directly associated with their research or conference presentations. A total of \$250,000 was allocated from the Graduate SBA. There were 449 recipients who received awards ranging in value from \$40 (for conference registration only) to \$2,300 to travel to present a paper at a conference. Actual disbursements totalled \$204,177 for FY 2007-08. The SPCAB approved a second year of funding (\$250,000) for the GIS program for FY 2008-09.

Graduate International Scholarships initiative implemented in Spring 2007. These awards, each valued at \$6,250, provide support to master's and doctoral students who must travel abroad in order to undertake research for their degree requirements. Twenty-five awards were allocated during FY 2007-08 for a total of \$150,000.

Award Values: The value of the **Graduate Fellowship** was increased marginally by \$250 to \$6,250 for both masters' and doctoral students to reflect increased costs of living and tuition. In FY 2007-08, 665 GFs were disbursed for a total of \$4,116,250.

The value of the **President's Research Stipend (PRS)** was also increased to \$6,250 to maintain its parity with the GF. The number of PRS stipends is strictly dependent on demand. There were 135 applicants during FY 2007-08 for a total of \$829,250 – an increase of \$133,250 over the 2006-07 FY. The PRS uptake will continue to increase annually due to mandated increases in doctoral enrollments.

The value of the **C. D. Nelson Graduate Entrance Scholarships** was increased by \$1,000 to a total of \$19,000 per annum.

Scholarship Income: The total funds per annum that a graduate student could receive from scholarship/fellowship/awards support was increased from \$42,000 to \$50,000 per annum in AY 2007-2008.

GF Budget Allocations and Expenditures by fiscal year (5 year period)

2003-2004	2004-2005	2005-2006	2006-2007	2007-2008
MA/MSc 332	MA/MSc 395	MA/MSc 295	MA/MSc 293	MA/MSc 330
PhD 164	PhD 216	PhD 240	PhD 224	PhD 335
Total GFs 469	Total GFs 611	Total GFs 535	Total GFs 517	Total GFs 665
@ \$4,800 - \$6,000	@ \$6,000	@ \$6,000	@ \$6,000	@ \$6,250
Cost: \$2,802,000	Cost: \$3,666,000	Cost: \$3,204,000	Cost: 3,102,000	Cost: \$ 4,156,250

Graduate SBA Budget:

The appended Table "**Summary of graduate SBA Base Budget Allocations – Fiscal Years 2004/2005 through 2008/2009**", outlines the annual base budget allocations and corresponding base cuts during the past five fiscal years. While the Graduate SBA Budget has grown in spite of several base cuts, it is not keeping pace with funding needs as a consequence of provincially mandated graduate enrollment targets.

I will be pleased to provide further clarification or explanation at the next meeting of the Senate Policy Committee for Scholarships Awards and Bursaries.

Wade Parkhouse, Dean of Graduate Studies

October 17, 2008



DEAN OF GRADUATE STUDIES
SIMON FRASER UNIVERSITY

SPCSAB (08-101)

**Financial Summary of Graduate SBA Budget
Fiscal Year 2007/2008**

BUDGET

Budget Allocation for FY2007/2008	5,635,723
Carryforward Balance from FY2006/2007	368,200
Total SBA Budget for FY2007/2008	<u>6,003,923</u>

EXPENSES

Award Name	Value per Award	Summer 2007		Fall 2007		Spring 2008		Total for FY2007/2008	
		Number of Award Recipients	Expensed in Summer 2007	Number of Award Recipients	Expensed in Fall 2007	Number of Award Recipients	Expensed in Spring 2008	Number of Award Recipients	Expensed in FY2007/2008
C.D. Nelson Scholarships ^{(1) (2) (3)}	18,000-19,000	11	62,083	19	116,327	18	109,995	29	288,405
Graduate Fellowships ⁽⁴⁾	6,000-6,250	160	960,000	302	1,887,500	203	1,268,750	665	4,116,250
President's PhD Research Stipends ⁽⁵⁾	6,000-6,250	58	348,000	35	218,750	42	262,500	135	829,250
Special Graduate Entrance Scholarships	2,000-10,000	0	0	43	199,250	1	10,000	44	209,250
Travel & Minor Research Awards ⁽⁶⁾	40-2,300	0	0	0	0	449	204,177	449	204,177
Totals		229	1,370,083	399	2,421,827	713	1,855,422	1,322	5,647,332

Total Expenses in FY2007/2008 **5,647,332**

BALANCE

Net Balance at Fiscal Year End (March 31, 2008) **356,591**

Notes:

- (1) Eighteen C.D. Nelson Scholarships are normally awarded each academic year and paid over three terms starting in the Fall term. The figures reported include academic year 2006/2007 award winners (receiving their last award installment corresponding to Summer 2007) and academic year 2007/2008 award winners (receiving their first two installments corresponding to Fall 2007 and Spring 2008).
- (2) One C.D. Nelson scholarship was prorated to 1/3 of the value of one full scholarship, in order to keep within the \$42,000 maximum scholarship funds allowed per student.
- (3) The award value of C.D. Nelson Scholarships was increased from \$18,000 to \$19,000 effective September 2007.
- (4) The award value of Graduate Fellowships was increased from \$6,000 to \$6,250 effective September 2007.
- (5) The award value of President's PhD Research Stipends was increased from \$6,000 to \$6,250 effective September 2007.
- (6) Funds for the new Travel & Minor Research Awards program were assigned to graduate programs for allocation to students at the discretion of each individual program. The number of award recipients is an approximate figure, and is based on documentation submitted by graduate programs to support funding requests made to the Dean of Graduate Studies.



DEAN OF GRADUATE STUDIES
SIMON FRASER UNIVERSITY

**Expense Summary of Graduate Award Funds Administered by DGS
Fiscal Year 2007/2008**

Name and Type of Award	Value per Award	Number of Award Recipients	Total Expenses
INTERNALLY FUNDED GRADUATE AWARDS			
Graduate scholarships/fellowships/awards funded by Graduate SBA budget			
C.D. Nelson Scholarships ^{(1) (2) (3)}	18,000-19,000	29	288,405.00
Graduate Fellowships ⁽⁴⁾	6,000-6,250	665	4,116,250.00
President's PhD Research Stipends ⁽⁵⁾	6,000-6,250	135	829,250.00
Special Graduate Entrance Scholarships	2,000-10,000	44	209,250.00
Travel & Minor Research Awards ⁽⁶⁾	40-2,300	449	204,177.16
Graduate scholarships/fellowships/awards funded by Graduate SBA budget		1,322	5,647,332.16
Graduate scholarships/fellowships funded by Faculties/Schools			
Faculty of Applied Sciences Graduate Fellowships	3,000-3,250	36	115,000.00
Faculty of Business Administration Graduate Scholarships	5,000	19	95,000.00
Faculty of Education Graduate Scholarships	6,000	3	18,000.00
Faculty of Health Sciences Graduate Scholarships	4,000-4,600	11	44,600.00
School of Computing Science Graduate Fellowships	3,000	33	99,000.00
Graduate scholarships/fellowships funded by Faculties/Schools		102	371,600.00
Other internally funded awards			
Graduate International Scholarships	6,000	25	150,000.00
Private Awards (supported by endowments)	400-16,000	174	560,859.67
Other internally funded awards		199	710,859.67
TOTAL INTERNALLY FUNDED GRADUATE AWARDS		1,623	6,729,791.83
EXTERNALLY FUNDED GRADUATE AWARDS			
National scholarships funded by Federal funding agencies			
NSERC Graduate Scholarships	17,300-35,000	152	2,012,997.45
NSERC Industrial Post-Graduate Scholarships (excludes industrial portion)	15,000	15	185,000.00
SSHRC Graduate Scholarships	17,500-35,000	160	2,324,612.12
CIHR Graduate Scholarships	17,500-50,000	21	265,071.00
NSERC Undergraduate Student Research Assistantships	4,500	91	388,012.27
National scholarships funded by Federal funding agencies		439	5,175,692.84
Scholarships funded by Provincial funding agencies			
MSFHR Graduate Trainee Awards	7,000-20,000	36	451,919.00
Pacific Century Graduate Scholarships	10,000	46	425,000.00
Pacific Leaders Graduate Student Fellowships	20,000	3	39,999.00
Scholarships funded by Provincial funding agencies		85	916,918.00
Other externally funded awards and grants			
NSERC IPGS Industrial Sponsorships (contributed by industrial partners)	6,000	15	76,105.87
Private Awards (supported by annual donations)	500-6,000	23	65,020.00
Donor-Designated Awards	2,500-27,000	8	63,566.74
Northern Scientific Training Program Grants	600-4,000	9	26,828.76
SSHRC Travel Awards	Up to 700	14	7,633.38
Other externally funded awards		69	239,154.75
TOTAL EXTERNALLY FUNDED GRADUATE AWARDS		593	6,331,765.59
TOTAL GRADUATE AWARD FUNDS EXPENSED IN FY2007/2008		2,216	13,061,557.42

Notes:

- (1) Eighteen C.D. Nelson Scholarships are normally awarded each academic year and paid over three terms starting in the Fall term. The figures reported include academic year 2006/2007 award winners (receiving their last award installment corresponding to Summer 2007) and academic year 2007/2008 award winners (receiving their first two installments corresponding to Fall 2007 and Spring 2008).
- (2) One C.D. Nelson scholarship was prorated to 1/3 of the value of one full scholarship, in order to keep within the \$42,000 maximum scholarship funds allowed per student.
- (3) The award value of C.D. Nelson Scholarships was increased from \$18,000 to \$19,000 effective September 2007.
- (4) The award value of Graduate Fellowships was increased from \$6,000 to \$6,250 effective September 2007.
- (5) The award value of President's PhD Research Stipends was increased from \$6,000 to \$6,250 effective September 2007.
- (6) Funds for the new Travel & Minor Research Awards program were assigned to graduate programs for allocation to students at the discretion of each individual program. The number of award recipients is an approximate figure, and is based on documentation submitted by graduate programs to support funding requests made to the Dean of Graduate Studies.

Enrollment Services

Report to the

Senate Policy Committee on Scholarships, Awards and Bursaries

2007-2008

PAGE	REPORT
1-11	Entrance Scholarship (Undergraduate)
12-14	Open Scholarship (Undergraduate)
15-17	Scholarship Programs (Undergraduate)
18-23	Bursary Program (Undergraduate and Graduate)
24-25	Athletics and Recreation (Undergraduate)
26-27	Work-Study Program (Undergraduate and Graduate)
28	Emergency Loan Program (Undergraduate)
29-30	BC Government Student Assistance Program (StudentAid BC) (Undergraduate and Graduate)
31-32	Government Part-Time Assistance and Canada Study Grants (Undergraduate and Graduate)
33-34	Out of Province Awards (Undergraduate and Graduate)
35-36	External Scholarships Awards and Bursaries (Undergraduate)
37	Summary of Disbursements for Fiscal Year 2007-2008

ENTRANCE SCHOLARSHIPS
Report to the Senate Policy Committee on Scholarships, Awards and Bursaries
2007-2008 (Summer 2007 to Spring 2008)

This report provides entrance scholarship data specific to intake and retention. Entrance scholarships are available to new applicants to SFU, who, at the time of admission to the University, demonstrate academic excellence or a combination of extraordinary personal achievement and academic excellence.

1. New admits

The table below is a summary of all the entrance scholarships and awards that SFU offers to new students.

TABLE 1: AWARD AND SCHOLARSHIP AMOUNTS

Award	Amount
W. Ronald Heath International Entrance Scholarship	\$40,000
BC Secondary Simon Fraser Entrance Scholarship	\$34,000
Simon Fraser Alumni Leadership BC Secondary Entrance Scholarship	\$29,000
Gordon M. Shrum National Entrance Scholarship	\$25,000
Gordon M. Shrum BC Secondary School Entrance Scholarship	\$24,000
Shrum Shad Valley Entrance Scholarships	\$24,000
Lloyd Carr-Harris Scholarship	\$20,000
William M. Hamilton College Transfer Entrance Scholarship	\$10,000
Dean's Scholarships (Applied Sciences, Arts and Social Sciences, Business Administration, Education, Health Sciences, Science)	\$7,000
BC Secondary School Academic Excellence Entrance Scholarship	\$5,000
H. Y. Louie Entrance Award	\$5,000
Lohn Foundation Entrance Award	\$5,000
Jack Diamond National Entrance Award	\$4,500
Kenneth Strand National Entrance Scholarship	\$4,500
BC Secondary School Jack Diamond Entrance Award	\$3,500
BC Secondary School Summit Entrance Scholarship	\$3,500
International Summit Scholarship	\$3,500
Ken Caple College Transfer Entrance Scholarship	\$3,500
Tadeusz Specht Memorial Scholarship In Applied Science	\$3,500
Tadeusz Specht Memorial Scholarship In Science	\$3,500
Aboriginal Student Entrance Award	\$2,500
Community Entrance Awards	\$2,000
SFU Surrey Entrance Awards	\$2,000
TV5 Entrance Scholarships For French Cohort Program Students	\$1,000
Columbia College Entrance Scholarship	varies
Mona F. East Memorial Scholarship	varies

TABLE 1: AWARD AND SCHOLARSHIP AMOUNTS

Award	Amount
Rotary Club of Vancouver Sunrise Entrance Scholarship	varies

Intake for the Fall 2007 (Fall 2007) scholarship cycle

Admission to the Fall term is our largest intake of entrance scholarship and award students. The majority of the students still come from secondary schools in BC, although there has been a slight increase in students who received a scholarship (the Kenneth Strand scholarship) and are studying outside of BC. We have an acceptance rate of approximately 33% of all offers made for Fall 2007.

Starting in Fall 2007, there was a new award (Academic Excellence scholarship) offered automatically to all high school students with an admission average of 95% or higher. This means that students who would have normally received a \$3,500 Summit scholarship (awarded automatically to students with a 90% average) were upgraded to the \$5,000 Academic Excellence scholarship provided their admission average was at least 95%. This accounts for the decrease in Summit scholarships awarded in Fall 2007 compared to Fall 2006 (since students were awarded the Academic Excellence scholarship instead). Other new awards that were launched in Fall 2007 included the \$2,500 Aboriginal Student Entrance Award (for First Nations students), and the \$7,000 Dean's Scholarship in the Faculty of Health Sciences.

TABLE 2: SCHOLARSHIP OFFERS VS FINAL REGISTRANTS (DISBURSED) FOR FALL 2006 VS FALL 2007

Award	Fall 2006		Fall 2007	
	Offered	Disbursed	Offered	Disbursed
Aboriginal Student Entrance Award	n/a	n/a	2	2
BC Secondary School Academic Excellence Entrance Scholarship	n/a	n/a	335	54
BC Secondary School Jack Diamond Entrance Award	14	14	14	14
BC Secondary School Summit Entrance Scholarship	1,838	594	1,673	543
BC Secondary Simon Fraser Entrance Scholarship	2	2	2	1
Columbia College Entrance Scholarship	0	0	1	1
Community Entrance Awards	1	1	6	4
Dean's Scholarship Faculty Of Applied Science	5	4	7	4
Dean's Scholarship Faculty Of Arts	11	9	15	7
Dean's Scholarship Faculty Of Business Administration	5	3	5	3
Dean's Scholarship Faculty Of Health Sciences	n/a	n/a	1	1
Dean's Scholarship Faculty Of Science	8	3	7	5
Dean's Scholarship in the Faculty Of Education	1	1	3	1
Gordon M. Shrum BC Secondary School Entrance Scholarship	47	34	53	36
Gordon M. Shrum National Entrance Scholarship	12	7	4	3
H. Y. Louie Entrance Award	0	0	2	2
International Summit Scholarship	90	19	164	21
Jack Diamond National Entrance Award	2	2	2	2
Ken Caple College Transfer Entrance Scholarship	20	14	20	13

TABLE 2: SCHOLARSHIP OFFERS VS FINAL REGISTRANTS (DISBURSED) FOR FALL 2006 VS FALL 2007

Award	Fall 2006		Fall 2007	
	Offered	Disbursed	Offered	Disbursed
Kenneth Strand National Entrance Scholarship	75	18	79	32
Lloyd Carr-Harris Scholarship	4	1	1	1
Lohn Foundation Entrance Award	0	0	1	1
Mona F. East Memorial Scholarship	0	0	1	1
Rotary Club Of Vancouver Sunrise Entrance Scholarship	0	0	2	2
SFU Surrey Entrance Awards	23	20	36	35
Shrum Shad Valley Entrance Scholarships	2	1	3	1
Simon Fraser Alumni Leadership BC Secondary Entrance Scholarship	2	0	2	0
Tadeusz Specht Memorial Scholarship In Applied Science ¹	13	5	0	0
Tadeusz Specht Memorial Scholarship In Science	60	3	3	3
TV5 Entrance Scholarships For French Cohort	10	10	15	10
W. Ronald Heath International Entrance Scholarship	9	5	15	4
William M. Hamilton College Transfer Entrance Scholarship	4	4	2	2
Total	2,258	774	2,476	809

The next two tables (Table 3 and 4) show the number of new scholarships and awards offered to students in the Summer and Spring terms. The acceptance rate for Summer 2007 increased from Summer 2006 (45% uptake rate in Summer 2007 compared to a 24% uptake rate in Summer 2006).

TABLE 3: NEW AWARDS DISBURSED FOR SUMMER 2006 VS SUMMER 2007

Award	Summer 2006		Summer 2007	
	Offered	Disbursed	Offered	Disbursed
40th Anniversary Award	8	0	1	1
BC Secondary School Summit Entrance Scholarship	17	3	14	3
International Summit Scholarship	9	5	5	2
Ken Caple College Transfer Entrance Scholarship	11	4	8	6
Kenneth Strand National Entrance Scholarship	3	0	1	1
Phi Theta Kappa International Summit Scholarship	0	0	1	1
William Hamilton College Transfer Entrance Scholarship	2	0	0	0
Total	50	12	31	14

¹ There are fewer recipients for the Tadeusz Specht scholarship for Fall 2007 because the terms of reference for this award, including the amount (from \$3,500 to \$10,000) was being revised and was not approved in time for the Fall 2007 intake.

The acceptance rate for Spring 2008 decreased slightly from Spring 2007 (51% uptake rate in Spring 2008 compared to a 64% uptake rate in Spring 2007). But the total number of awards accepted for Spring 2008 was slightly higher compared to Spring 2007.

TABLE 4: NEW AWARDS DISBURSED FOR SPRING 2007 VS. SPRING 2008

Award	Spring 2007		Spring 2008	
	Offered	Disbursed	Offered	Disbursed
International Summit Scholarship	5	2	13	7
National Tadeusz Specht Memorial Scholarship in Science	0	0	1	1
National Tadeusz Specht Memorial Scholarship in Applied Science	1	0	0	0
BC Secondary School Summit Entrance Scholarship	21	18	31	16
BC Secondary School Academic Excellence Entrance Scholarship	n/a	n/a	2	2
Ken Caple College Transfer Entrance Scholarship	5	1	9	4
Kenneth Strand National Entrance Scholarship	1		3	0
Total	33	21	59	30

For comparative purposes, Table 5 below provides entrance scholarship registration numbers over the past five Fall intakes. A higher number of entrance scholarships were awarded in Fall 2007 as compared to Fall 2006.

TABLE 5: FALL ENTRANCE SCHOLARSHIP COMPARISON ON FIRST INSTALLMENT

Award	Fall 2003	Fall 2004	Fall 2005	Fall 2006	Fall 2007
Aboriginal Student Entrance Award	n/a	n/a	n/a	n/a	2
BC Secondary School Academic Excellence Scholarship	n/a	n/a	n/a	n/a	54
Columbia College Entrance Scholarship	0	0	0	0	1
Community Entrance Awards	n/a	n/a	1	1	4
Dean's Applied Science	5	4	5	4	4
Dean's Business Administration	4	3	4	3	3
Dean's Faculty of Arts & Social Sciences	6	8	3	9	7
Dean's Faculty of Education	0	1	1	1	1
Dean's Faculty of Health Sciences	n/a	n/a	n/a	n/a	1
Dean's Faculty of Science	4	2	4	3	5
General Entrance Scholarship		2	n/a	n/a	n/a
Gordon M. Shrum (BC) Scholarship	34	28	38	34	36
Gordon M. Shrum (National) Scholarship	5	1	5	7	3
Hy Louie Entrance Award	0	5	3	0	2
International Summit Scholarship	5	14	15	19	21
Jack Diamond (National) Entrance Award	2	1	3	2	2

TABLE 5: FALL ENTRANCE SCHOLARSHIP COMPARISON ON FIRST INSTALLMENT

Award	Fall 2003	Fall 2004	Fall 2005	Fall 2006	Fall 2007
Jack Diamond Entrance (BC) Award	14	14	13	14	14
Ken Caple College Transfer Scholarship	8	5	9	14	13
Kenneth Strand Scholarship	23	19	19	18	32
Lloyd Carr-Harris Scholarship (Business)	n/a	1	1	1	1
Lohn Foundation Award	0	3	2		1
Mona East Memorial Scholarship	0	0	0	0	1
Phi Theta Kappa International Scholarship	0	1	0	0	0
Rotary Club Of Vancouver	0	0	2	0	2
SFU Surrey Entrance Awards	n/a	n/a	19	20	35
Shrum Shad Valley Scholarships	n/a	n/a	5	1	1
Simon Fraser Alumni Leadership	2	2	2	0	0
Simon Fraser Entrance Scholarship	1	2	1	2	1
Summit Entrance Scholarship	540	412	455	594	543
Tadeusz Specht Applied Science	5	0	3	5	0
Tadeusz Specht Science	7	8	7	3	3
Tadeusz Specht Science (National)	0	1	2	0	0
Tech One Summit Scholarship	8	8	n/a	n/a	n/a
TV5 (French Cohort Program)	n/a	n/a	5	10	10
W. Ronald Heath International Scholarship	8	7	4	5	4
William Hamilton College Transfer	3	3	2	4	2
Total	684	555	633	774	809

2. Scholarship retention

The success rate for scholarship students getting their second installment (normally requires a 3.0 or higher CGPA except for certain awards) is approximately 75%.

TABLE 6: SUCCESS RATES ON SECOND DISBURSEMENT (SPRING 2008) FOR FALL 2007 ENTRY COHORT

Award	Disbursements less deferrals	Second disbursement	Retention rate
Aboriginal Student Entrance Award ²	2	1	50%
BC Secondary School Academic Excellence Entrance Scholarship	52	49	94.23%

² Must attain 2.0 CGPA to receive the 2nd disbursement.

TABLE 6: SUCCESS RATES ON SECOND DISBURSEMENT (SPRING 2008) FOR FALL 2007 ENTRY COHORT

Award	Disbursements less deferrals	Second disbursement	Retention rate
BC Secondary School Summit Entrance Scholarship ³	540	383	71%
Gordon M. Shrum BC Secondary School Entrance Scholarship	35	34	97%
SFU Surrey Entrance Awards ⁴	35	28	80%
Kenneth Strand National Entrance Scholarship ⁵	30	14	47%
International Summit Scholarship	22	15	68%
BC Secondary School Jack Diamond Entrance Award	14	11	79%
Ken Caple College Transfer Entrance Scholarship	13	13	100%
Dean's Scholarship Faculty of Arts	8	7	88%
Dean's Scholarship Faculty of Science	5	5	100%
Community Entrance Awards	4	3	75%
Dean's Scholarship Faculty of Applied Science	4	4	100%
W. Ronald Heath International Entrance Scholarship	4	4	100%
Dean's Scholarship Faculty of Business Administration	3	3	100%
Gordon M. Shrum National Entrance Scholarship	3	3	100%
Tadeusz Specht Memorial Scholarship in Science	3	2	67%
H. Y. Louie Entrance Award	2	2	100%
Jack Diamond National Entrance Award	2	2	100%
William M. Hamilton College Transfer Entrance Scholarship	2	2	100%
BC Secondary Simon Fraser Entrance Scholarship	1	1	100%
Dean's Scholarship Faculty Of Health Sciences	1	1	100%
Dean's Scholarship Faculty of Education	1	1	100%
Lloyd Carr-Harris Scholarship	1	1	100%
Lohn Foundation Entrance Award	1	0	0%
Shrum Shad Valley Entrance Scholarships	1	0	0%
Total	789	589	75%⁶

³ For Fall 2006, there were approximately 27 students who were offered a Summit scholarship, but had a final average of 95% and above. Majority of the Summit scholarship students do not get their 2nd disbursement due to their CGPA falling below the 3.0 minimum requirement.

⁴ Must attain 2.5 CGPA to receive the 2nd disbursement.

⁵ This scholarship is only awarded to high school students studying out side of BC (i.e. out-of-province students). The retention rate may be lower for these students because it may be more difficult for them to adjust to living in another province.

⁶ According to a recent study by SFU's Institutional Research & Planning (published October 2007) regarding Student Retention at SFU; the students' perceptions of the learning environment and academic experience tend to be lower at SFU than at comparable Canadian universities.

The success rates for students to receive their second disbursements are higher in Fall 2007 (75%), as compared to Fall 2006 (70%). This is attributed to the higher success rate for students receiving the International Summit scholarship, as well as the introduction of new awards such as the Academic Excellence scholarship.

**TABLE 7: SCHOLARSHIP RETENTION SUCCESS RATES ON SECOND DISBURSEMENT
(COMPARISON WITH PREVIOUS COHORTS)**

Award	Entry cohort			
	Fall 2004	Fall 2005	Fall 2006	Fall 2007
BC Secondary School Academic Excellence Entrance Scholarship	n/a	n/a	n/a	94.23%
BC Summit Entrance Scholarship	66%	78%	66%	71%
Community Entrance Awards	n/a	0%	100%	75%
Dean's Applied Science	75%	100%	100%	100%
Dean's Arts & Social Sciences	100%	100%	88%	88%
Dean's Business Administration	33%	67%	100%	100%
Dean's Faculty of Education	100%	100%	100%	100%
Dean's Faculty of Health Science	n/a	n/a	n/a	100%
Dean's Faculty of Science	100%	100%	100%	100%
General Entrance Scholarship	100%	n/a	n/a	n/a
Gordon M. Shrum (BC) Scholarship	100%	95%	100%	97%
Gordon M. Shrum (National) Scholarship	100%	100%	100%	100%
H.Y. Louie Entrance Award	75%	100%	n/a	100%
International Summit Scholarship	43%	67%	58%	68%
Jack Diamond (National) Entrance Award	0%	100%	100%	100%
Jack Diamond Entrance (BC) Award	7%	100%	93%	79%
Ken Caple College Transfer Scholarship	100%	78%	92%	100%
Kenneth Strand Scholarship	44%	79%	67%	47%
Lloyd Carr-Harris Scholarship (Business)	100%	100%	100%	100%
Lohn Entrance Award	33%	100%	n/a	100%
National Tadeusz Specht in Science	0%	100%	n/a	n/a
SFU Surrey Entrance Awards	n/a	67%	70%	80%
Shrum Shad Valley Scholarships	n/a	100%	100%	0%
Simon Fraser Alumni Leadership Scholarship	100%	100%	n/a	n/a
Simon Fraser Entrance Scholarship	100%	100%	100%	50%
Tadeusz Specht In Applied Science	100%	100%	80%	n/a
Tadeusz Specht Memorial in Science	75%	100%	67%	n/a
Tech One Summit Scholarship	83%	n/a	n/a	n/a
The Aboriginal Student Entrance Award	n/a	n/a	n/a	50%

**TABLE 7: SCHOLARSHIP RETENTION SUCCESS RATES ON SECOND DISBURSEMENT
(COMPARISON WITH PREVIOUS COHORTS)**

Award	Entry cohort			
	Fall 2004	Fall 2005	Fall 2006	Fall 2007
W. Ronald Heath International Scholarship	100%	100%	80%	100%
William Hamilton College Transfer Scholarship	100%	50%	100%	100%
Total	67%	80%	70%	75%

Major Award Renewal Data in Spring 2008

The chart below provides a snapshot of the retention rate of major entrance scholarship winners receiving their third installment onwards in Spring 2008 (after their first year). The average renewal rate for these students remains high at 90%. These students need to achieve a 3.5 or higher CGPA and be registered in 12 units; they typically have very high admission averages coming from high school or from a BC College.

Legend

LEGEND	
DEF	Deferred
DEN	Denied one installment
DIS	Disbursed
DRP	Dropped (did not meet previous semester conditions)
TRM	Terminated (loses scholarship)
Renewal Numbers	"0" (first installment based on entering grade), "1" (second installment based on first semester performance of 3.0 or higher CGPA, "2" through "7" (third and successive installments based on achieving a 3.5 or higher CGPA for major awards
Success rate	Total in good standing (Dis & Def)/Total possible disbursements

TABLE 8: RENEWAL DATA FOR THE THIRD AND SUCCEEDING DISBURSEMENTS

Award	Renewal number	Def	Den	Dis	Trm	Possible Dis	Success rate
Dean's Scholarship Faculty of Applied Science	2	1	1			2	50%
	3		1			1	0%
Dean's Scholarship Faculty of Arts	2			2		2	100%
	3			6		6	100%
Dean's Scholarship Faculty of Business Administration	2			1		1	100%
	3		1	1		2	50%

TABLE 8: RENEWAL DATA FOR THE THIRD AND SUCCEEDING DISBURSEMENTS

Award	Renewal number	Def	Den	Dis	Trm	Possible Dis	Success rate
Dean's Scholarship Faculty of Science	3	1	1	1		3	67%
Dean's Scholarship Faculty of Education	3		1			1	0%
BC Secondary Simon Fraser Entrance Scholarship	3			2		2	100%
	5			1		1	100%
	7			1		1	100%
Gordon M. Shrum BC Secondary School Entrance Scholarship	2			1		1	100%
	3			25		25	100%
	4	2	1	14	1	18	89%
	5	1	2	18		21	90%
	6	2		12	1	15	93%
Gordon M. Shrum National Entrance Scholarship	7	3		14	1	18	94%
	3		1	6		7	86%
	4			1		1	100%
	5			3		3	100%
Lloyd Carr-Harris Scholarship	7			1		1	100%
	3			1		1	100%
Shrum Shad Valley Entrance Scholarships	6			1		1	100%
	3				1	1	0%
	4			2	1	3	67%
	6	1				1	100%
Simon Fraser Alumni Leadership BC Secondary Entrance Scholarship	7			1		1	100%
	5			2		2	100%
	6			1		1	100%
W. Ronald Heath International Entrance Scholarship	3			2		2	100%
	4	1		2		3	100%
	7	1	1	4		6	83%
William M. Hamilton College Transfer Entrance Scholarship	3		1	3		4	75%
Total		13	11	129	5	158	90%

3. Expenditures

This section is a summary of all the scholarship expenditures (endowed and SFU funded awards) for the Summer 2007, Fall 2007 and Spring 2008 terms.

**TABLE 9: ENTRANCE SCHOLARSHIP EXPENDITURES (ENDOWED AWARDS)
FOR FISCAL YEAR 2007-2008**

Award	Summer 2007	Fall 2007	Spring 2008	Total
Columbia College Entr Scholarship	0	\$1,100	0	\$1,100
H. Y. Louie Entrance Award	0	\$5,000	\$5,000	\$10,000
Lloyd Carr-Harris Scholarship	0	\$7,500	\$7,500	\$15,000
Lohn Foundation Entrance Award	0	\$2,500	0	\$2,500
Mona F. East Memorial Scholarship	0	\$500	0	\$500
Rotary Club Van Sunrise Scholarship	0	\$1,900	0	\$1,900
TV5 Entrance Scholarship French Cohort	0	\$10,000	0	\$10,000
Total	0	\$28,500	\$12,500	\$41,000

**TABLE 10: ENTRANCE SCHOLARSHIP EXPENDITURES (SFU FUNDED)
FOR FISCAL YEAR 2007-2008**

Award	Summer 2007	Fall 2007	Spring 2008	Total
40th Anniversary Award	\$500	\$500	\$0	\$1,000
Aboriginal Student Entrance Award	\$0	\$2,500	\$1,250	\$3,750
Alumni Leadership Scholarship	\$3,625	\$7,250	\$10,875	\$21,750
BC Academic Excellence Scholarship	\$0	\$141,000	\$127,500	\$268,500
Dean's Applied Science	\$3,500	\$9,250	\$7,000	\$19,750
Dean's Business Administration	\$0	\$9,250	\$8,750	\$18,000
Dean's Faculty of Arts	\$0	\$25,500	\$26,250	\$51,750
Dean's Faculty Of Science	\$0	\$12,750	\$10,500	\$23,250
Dean's In Education	\$0	\$1,750	\$1,750	\$3,500
Dean's In Health Sciences	\$0	\$1,750	\$1,750	\$3,500
Gordon M Shrum Scholarship	\$69,000	\$361,500	\$354,000	\$784,500
Hamilton College Transfer Scholarship	\$5,000	\$15,000	\$12,500	\$32,500
Jack Diamond Entrance Award	\$0	\$26,500	\$19,250	\$45,750
Jack Diamond National Award	\$0	\$5,500	\$3,365	\$8,865
Ken Caple College Scholarship	\$12,250	\$31,250	\$29,750	\$73,250
Kenneth Strand National Scholarship	\$2,750	\$88,750	\$24,500	\$116,000
National Shrum Entrance Scholarship	\$0	\$39,000	\$42,000	\$81,000

TABLE 10: ENTRANCE SCHOLARSHIP EXPENDITURES (SFU FUNDED) FOR FISCAL YEAR 2007-2008

Award	Summer 2007	Fall 2007	Spring 2008	Total
National Specht Science	\$0	\$0	\$1,750	\$1,750
Shrum Shad Valley Scholarship	\$3,000	\$15,500	\$9,000	\$27,500
Simon Fraser Scholarship	\$0	\$17,000	\$21,250	\$38,250
Tadeusz Specht in Science	\$0	\$5,250	\$3,500	\$8,750
The Community Entrance Awards	\$0	\$4,000	\$3,000	\$7,000
The International Summit Scholarship	\$4,500	\$59,250	\$43,500	\$107,250
The SFU Surrey Entrance Awards	\$0	\$35,000	\$28,000	\$63,000
The Summit Entrance Scholarship	\$19,750	\$987,500	\$699,250	\$1,706,500
W Ronald Heath International Entrance Scholarship	\$50,000	\$99,000	\$60,000	\$209,000
Total	\$173,875	\$2,001,500	\$1,550,240	\$3,725,615

TABLE 11: TOTAL ENDOWED AND SFU-FUNDED ENTRANCE AWARDS FOR FISCAL YEAR 2007-2008

Summer 2007	Fall 2007	Spring 2008	Total
\$173,875	\$2,030,000	\$1,562,740	\$3,766,615

The table below shows the total scholarship expenditures over several years.

TABLE 12: COMPARISON OF TOTAL EXPENDITURES ON ENTRANCE SCHOLARSHIP DISBURSEMENTS 2001-2008

2001-2002	2002-2003	2003-2004	2004-2005	2005-2006	2006-2007	2007-2008
\$1,352,290	\$1,520,810	\$2,812,397	\$2,550,630	\$3,511,999	\$3,858,757	\$3,766,615

The table below shows the total number of students receiving entrance awards and the size of the undergraduate population at SFU

TABLE 13: ENTRANCE AWARD RECIPIENTS AND SIZE OF UNDERGRADUATE POPULATION AT SFU

	2001-2002	2002-2003	2003-2004	2004-2005	2005-2006	2006-2007	2007-2008
Number of new students receiving entrance awards	284	306	750	582	1,479 ⁸	1415 ⁷	871
Size of first year undergrads	4,936	5,560	5,369	6,742	6,435	6,382	7,504
Size of undergraduate population	20,974	21,968	22,095	23,480	24,368	25,009	26,332

⁷ Figures include the 40th Anniversary award disbursements totaling \$326,000. This was a special award that was discontinued after Summer 2007.

⁸ Figures include 40th anniversary awards that were discontinued in Summer 2007 (includes 804 awards given out in 2005-2006 and 620 awards given out in 2006-2007)

OPEN SCHOLARSHIPS

**Report to the Senate Policy Committee on Scholarships, Awards and Bursaries
2007-2008 (Summer 2007 to Spring 2008)**

The Undergraduate Open Scholarship recognizes and supports undergraduate students who are highly qualified academically and provides scholarships to students on a term by term basis. No application is required and all undergraduate students are considered for eligibility each term. Students with an Entrance Scholarship are not eligible for this opportunity until all funding for that scholarship is disbursed.

The value of the scholarship is set each year by the University as a portion of the actual tuition costs accrued by those eligible.

Information of interest for 2007-2008:

- Total disbursement over 3 terms was \$1,577,660. Annual budget remained the same at \$1.6 million.
- Cumulative grade point average (CGPA) was changed by SPCSAB in Spring 2008 from 3.70 (same CGPA since 1996) to 3.67
- Value given per unit hour was increased by SPCSAB in Spring 2008 from \$100 to \$110
- Spring 2007 to Spring 2008 comparison in terms of the number of awards given to support students increased by 17.7% due to change in CGPA
- Average Open scholarship disbursement increased by 3.8% from previous year. This was due to the increase in value given per unit hour.
- New for this year's report is a table that breaks down Open scholarships awarded for domestic versus international undergraduate students. There has been a slight decrease in the percentage (less than 1%) of international students receiving the Open scholarship since 2006-07.

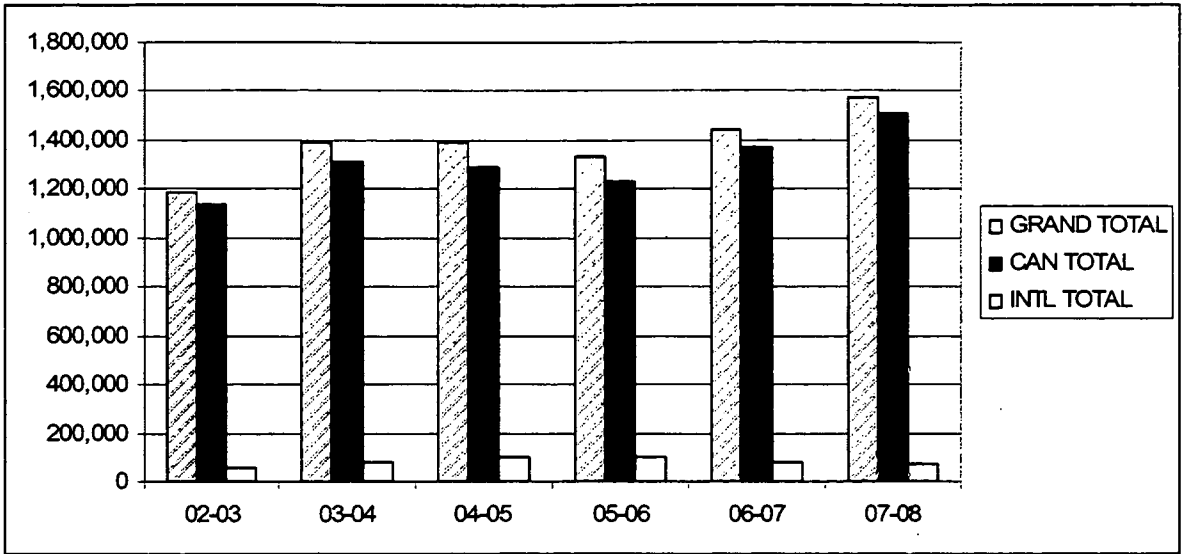
YEAR/TERM	CGPA REQ.	VALUE PER UNIT	# OF AWARD	TOTAL \$	AVERAGE AWD
2007 Summer	3.70	\$100	313	\$263,400	\$842
2007 Fall	3.70	\$100	482	\$578,800	\$1,201
2008 Spring	3.67	\$110	564	\$735,460	\$1,304
TOTAL			1359	\$1,577,660	\$1,161
2006 Summer	3.70	\$100	328	\$301,500	\$919
2006 Fall	3.70	\$100	486	\$585,800	\$1,205
2007 Spring	3.70	\$100	479	\$558,800	\$1,167
TOTAL			1293	\$1,446,100	\$1,118
2005 Summer	3.70	\$100	320	\$287,300	\$898
2005 Fall	3.70	\$100	462	\$558,000	\$1,208
2006 Spring	3.70	\$100	421	\$491,400	\$1,167
TOTAL			1203	\$1,336,700	\$1,111
2004 Summer	3.70	\$100	330	\$299,200	\$907
2004 Fall	3.70	\$100	473	\$574,700	\$1,215
2005 Spring	3.70	\$100	433	\$517,800	\$1,196
TOTAL			1236	\$1,391,700	\$1,126

2003 Summer	3.70	\$85	336	\$272,265	\$810
2003 Fall	3.70	\$100	472	\$589,200	\$1,248
2004 Spring	3.70	\$100	460	\$533,400	\$1,160
TOTAL			1268	\$1,394,865	\$1,100
2002 Summer	3.70	\$73	306	\$220,752	\$721
2002 Fall	3.70	\$85	493	\$508,470	\$1,031
2003 Spring	3.70	\$85	457	\$461,600	\$1,010
TOTAL			1256	\$1,190,822	\$948

The table below compares open scholarships awarded to Canadian and International students. International students are eligible on the same basis as other students.

YR/TERM	CANADIAN STUDENT						INTERNATIONAL STUDENT		
	TOTAL#	#	S	#	S	%	#	S	%
	STD/TM	AWARD	TOTAL	AWARD	TOTAL	AWARD	AWARD	TOTAL	AWARD
07 Summer	12,702	313	\$263,400	295	\$249,400	95%	18	\$14,000	5%
07 Fall	21,796	482	\$578,800	464	\$560,900	97%	18	\$17,900	3%
08 Spring	21,214	564 ¹	\$735,460	534	\$696,300	95%	30	\$39,160	5%
	55,712	1359	\$1,577,660	1293	\$1,506,600	96%	66	\$71,060	4%
06 Summer	13,008	328	\$301,500	303	\$277,200	92%	25	\$24,300	8%
06 Fall	20,753	486	\$585,800	463	\$561,500	96%	23	\$24,300	3%
07 Spring	19,831	479	\$558,800	452	\$528,400	95%	27	\$30,400	3%
	53,592	1293	\$1,446,100	1218	\$1,367,100	95%	75	\$79,000	5%
05 Summer	12,589	320	\$287,300	291	\$258,900	90%	29	\$28,400	10%
05 Fall	19,979	462	\$558,000	428	\$516,900	93%	34	\$41,100	7%
06 Spring	19,570	421	\$491,400	388	\$457,300	93%	33	\$34,100	7%
	52,138	1203	\$1,336,700	1107	\$1,233,100	92%	96	\$103,600	8%
04 Summer	11,920	330	\$299,200	301	\$268,600	90%	29	\$30,600	10%
04 Fall	19,304	473	\$574,700	441	\$538,500	94%	32	\$36,200	6%
05 Spring	18,903	433	\$517,800	399	\$480,900	93%	34	\$36,900	7%
	50,127	1236	\$1,391,700	1,141	\$1,288,000	93%	95	\$103,700	7%
03 Summer	11,524	336	\$272,265	315	\$253,140	93%	21	\$19,125	7%
03 Fall	18,416	472	\$589,200	450	\$562,100	95%	22	\$27,100	5%
04 Spring	17,402	460	\$533,400	428	\$498,400	93%	32	\$35,000	7%
	47,432	1268	\$1,394,865	1,193	\$1,313,640	94%	75	\$81,225	6%
02 Summer	11,519	306	\$220,752	290	\$207,174	94%	16	\$13,578	6%
02 Fall	18,188	493	\$508,470	471	\$485,605	95%	22	\$22,865	5%
03 Spring	17,390	457	\$461,600	436	\$440,690	95%	21	\$20,910	5%
	47,097	1256	\$1,190,822	1197	\$1,133,469	95%	59	\$57,353	5%

¹ In Spring 2008, the CGPA was changed to 3.67 from 3.70. Forty-eight more students became eligible with this change.



SCHOLARSHIP PROGRAMS
Report to the Senate Policy Committee on Scholarships, Awards and Bursaries
2007-2008 (Summer 2007 to Spring 2008)

Endowed/Annual Scholarships for In-Course Undergraduate Students

Scholarships funded through endowments and annual gifts from donors are available to continuing, full-time undergraduate students who meet specified criteria and have a minimum cumulative grade point average of 3.50. To be considered students must submit applications to Financial Aid and Awards by the end of the second week of classes of the term the scholarship is offered. Most endowed and Annual Scholarships are adjudicated directly by the Senate Undergraduate Awards Adjudication Committee (SUAAC). Some of these scholarships are selected by nomination of the academic department and confirmed by the SUAAC. Information about all of these scholarships is published in the University Calendar and listed on the web site.

Academic & Service Awards for the University Community

Academic and Service Awards are given to students, faculty or staff for outstanding performance in an academic area or outstanding service to the University or the community at large. These awards include the Terry Fox Gold Medal, the BC Sugar Achievement Award, the C.D. Nelson Award, Contemporary Arts Awards, History Book prizes and many others. Academic and Service Awards reported in the table below are funded through donor based endowments, annual gifts or by University operating dollars.

Information of interest for 2007-2008:

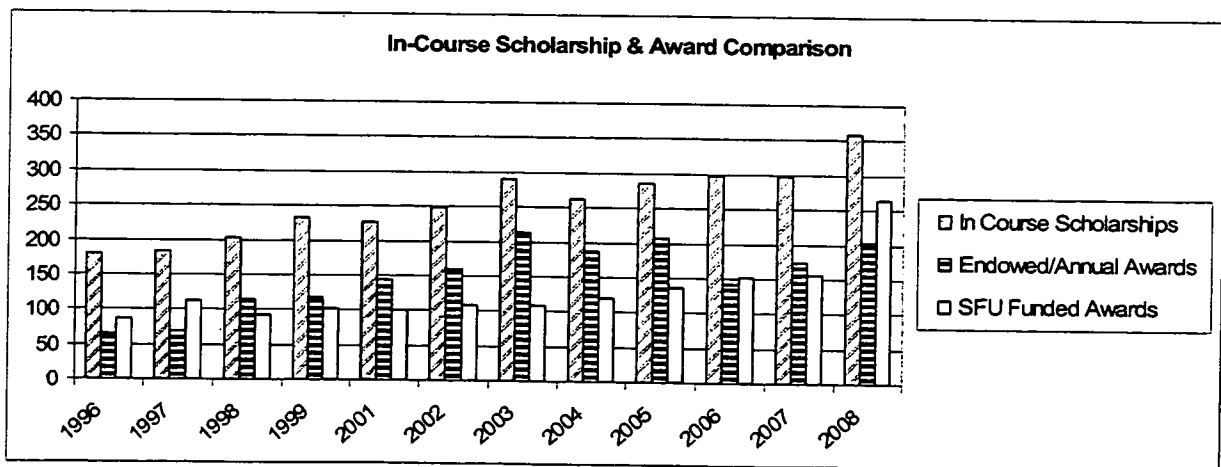
- Six annual and one endowed in-course scholarships established this year.
- Ten new awards, two annual donation, six endowments and two University funded were established in the in-course endowed/annual awards category.
- Two in-course University funded awards were established this year.
- Approximately 26% increase in the amount of in-course endowed/annual scholarships disbursed over previous year. Increase of over \$60,000 in in-course scholarship awards this year. Examples include - Methanex Robert Findlay Scholarship is valued at \$3500, April Allen Memorial Scholarship \$3000, KPMG Annual Award in Accounting \$2500, VSTA Scholarship in Finance \$2000.
- Several endowed alumni scholarships have accumulated sufficient funding to provide scholarships this year. Examples include - School of Criminology Scholarship, School of Kinesiology Alumni Scholarship, Faculty of Science Alumni Scholarship and School for the Contemporary Arts Alumni Scholarship.
- Irving K. Barber British Columbia Scholarship Society provided \$23,000 for the One World Scholarships and Pacific Horizons Scholarships to support students in Mobility programs.
- Approximately 33% increase in the amount of in-course endowed/annual awards disbursed over the previous year.
- Approximately 116% increase in the amount of in-course SFU funded awards disbursed over the previous year. This was in large part due to the establishment of International Mobility and

International Co-operative Education Awards to encourage students to participate in international experience opportunities.¹

- Undergraduate In-course scholarships and awards are available to International students, unless otherwise specified in the terms of reference. In 2007/08, International students were awarded endowed/annual scholarships of \$41,400, Endowed/annual awards of \$7,820 and University funded awards of \$14,300.

In-Course Scholarships, Academic and Service Awards

YEAR	IN-COURSE ENDOWED/ANNUAL SCHOLARSHIPS		IN-COURSE ENDOWED/ANNUAL AWARDS		IN-COURSE SFU FUNDED AWARDS	
	# OF AWARDS	TOTAL \$	# OF AWARDS	TOTAL \$	# OF AWARDS	TOTAL \$
	07/08	359	318,135	202	104,210	264
06/07	298	253,125	173	78,393	156	86,900
05/06	297	258,050	141	84,155	152	90,362
04/05	286	243,659	207	73,841	135	68,906
03/04	263	213,560	187	77,908	121	67,310
02/03	289	228,091	212	62,717	109	58,178
01/02	248	195,950	160	57,981	109	57,779
00/01	227	171,825	144	51,934	101	50,287
99/00	232	194,705	119	44,430	102	49,757
98/99	203	147,690	115	41,435	92	43,907
97/98	184	138,503	68	30,670	113	45,009
96/97	179	131,125	66	27,161	87	45,900
95/96	169	114,870	59	24,720	87	46,307
94/95	165	117,290	52	12,330	84	44,250



¹ Increase attributed to \$100,000 commitment to International Co-op Education and International Mobility Awards

International Students – Access to In-Course Scholarships and Awards

YEAR	INTERNATIONAL STUDENTS					
	ENDOWED/ANNUAL SCHOLARSHIPS		ENDOWED/ANNUAL AWARDS		SFU FUNDED AWARDS	
	TOTAL \$	% OF TOTAL \$	TOTAL \$	% OF TOTAL \$	# OF AWARDS	% OF TOTAL \$
07/08	41,400	13.01 %	7,820	7.50 %	14,300	7.63 %
06/07	40,250	15.90 %	4630	6.29 %	11,500	13.23 %

BURSARY PROGRAM
Report to the Senate Policy Committee on Scholarships, Awards and Bursaries
2007-2008 (Summer 2007 to Spring 2008)

Bursaries are awarded on the basis of financial need and satisfactory academic performance to full-time undergraduate (9 units or more per term in normally graded courses) and graduate students (in approved full-time programs). Bursaries are funded through endowments and annual gifts from donors as well as through university operating funds. The SFU Open Bursaries and the SFU Daycare Bursaries are funded by University operating funds and are disbursed from one umbrella allocation. SFU Open Bursaries for international undergraduate students includes funding for two groups of students, those entering the university prior to September 2003 and those entering on or after September 2003 (fee schedule A). Bursaries for International students entering on or after September 2003 (fee schedule A) are funded through their own tuition revenue. The Annual and Endowed Bursaries are funded through annual or long-term gifts from donors. Bursaries are adjudicated by Financial Aid and Awards on behalf of the Senate Undergraduate Awards Adjudication Committee. Information about the bursary program is published in the University Calendar and on the Financial Aid and Awards website.

Information of interest for 2007-2008:

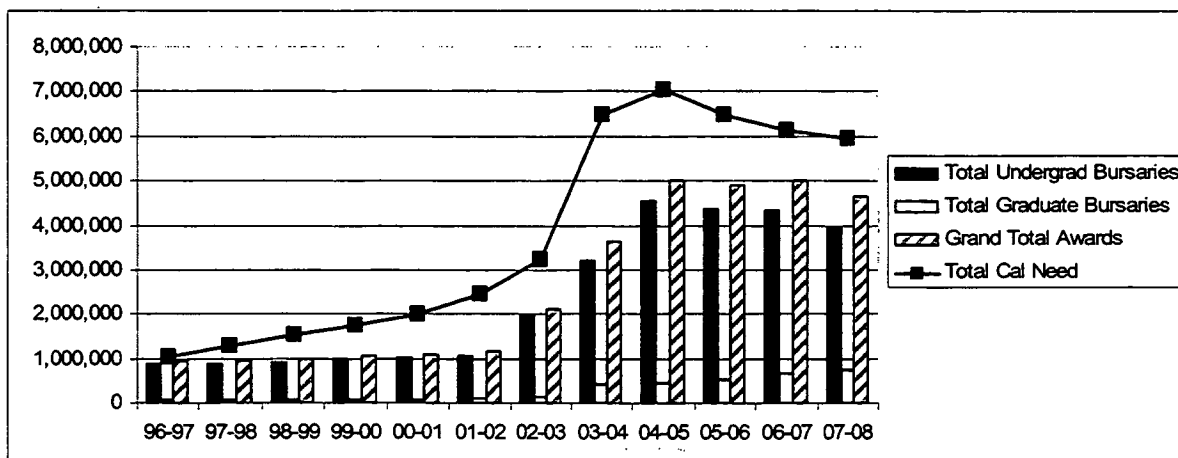
- The number of applications received by Financial Aid and Awards for bursary funding decreased by 387 or 6% from the previous year.
- The total calculated financial need decreased by \$181,365 or 2.95% from the previous year.
- Individual student bursaries for domestic and grandfathered international students were awarded at an annual average of 95% of assessed need, which was 2% higher than the previous year.
- The budget for international fee schedule A students was \$746,750. Fee schedule A international students were awarded at an annual average of approximately 49%, which was 6% lower than the previous year.
- Included in the SFU Open Undergraduate (domestic) data reported below is funding for two World University Services of Canada (WUSC) refugee students for three terms. Simon Fraser University has an agreement with the Simon Fraser Student Society to assist in the support of two students a year identified and immigrated to Canada by WUSC. The University pays for tuition up to 12 credit hours each term, the athletic and recreation fee, the student services fee, residence fees (dorms only), and a \$500 start-up bursary.
- University designated bursaries to encourage internationalization for undergraduate students showed a 25% decrease in bursary funding awarded, over the previous year.
- University designated bursaries to support aboriginal students (both graduate and undergraduate) in high financial need showed a 61% decrease in bursary funding awarded, over the previous year. Aboriginal students also received bursaries from donors and these numbers were included under the undergraduate student Annual/Endowed bursaries portion of the table below. It is a priority to use donor funded bursaries before accessing funds through University funded bursaries.
- There was approximately a 33% decrease in bursary funding awarded, for domestic graduate students from the SFU Open Graduate Bursary compared to the previous year. There was a 21% increase in bursary funding awarded, for international graduate students from the SFU Open Graduate Bursary, over the previous year.
- The SFU Open Graduate Bursary figures reported in the table below include the TSSU Child Care Bursary. This was the seventh year of this bursary program that is included in the TSSU employment contract with the University. This year, 20 bursaries were disbursed which was double the number from 2006-07, totaling \$31,005. This amount was a 52% increase over the previous year. Thirteen bursaries were awarded to domestic students (\$19,145) and seven were awarded to international students (\$11,860).
- In 2007-08, program funded bursaries totaling \$49,364 were disbursed to students in these programs. Four bursaries totaling \$6,860 were given to international students and 29 bursaries totaling \$42,504 to domestic students. In 2007-08, students in these programs have also received bursaries funded by donors. These bursaries were reported under Annual and Endowed Bursaries in the table below.

- Seven new donor funded bursaries were established, four by annual donation and three by endowments.

It must be noted that many of the decreases noted above may be associated with changes made to the bursary eligibility requirements. As of Fall 2007, domestic students must be approved for government student assistance to qualify for bursaries. Domestic students who did not qualify for student loans would not be eligible for bursary funding. In exceptional circumstances, students may appeal for exemption. International student eligibility was not impacted by these changes. Decreases in bursary awarded may also be attributed to increased support through the establishment of donor or University funded awards, where demonstrating financial need is not a requirement to be eligible for funding (i.e. International Mobility Awards, International Co-op Education Awards, and One World Scholarships).

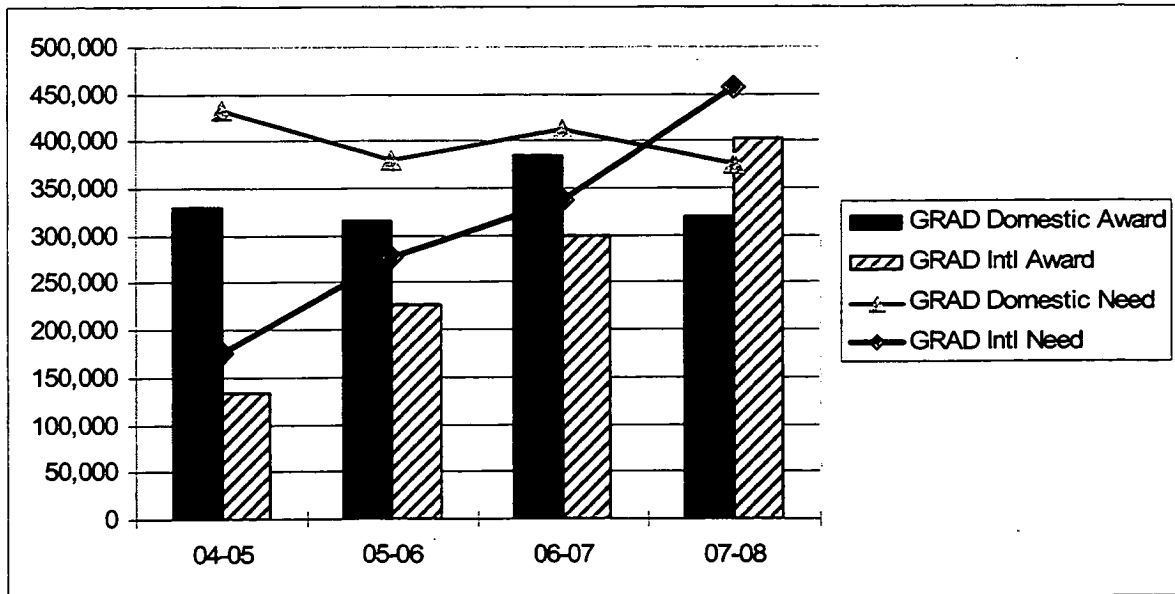
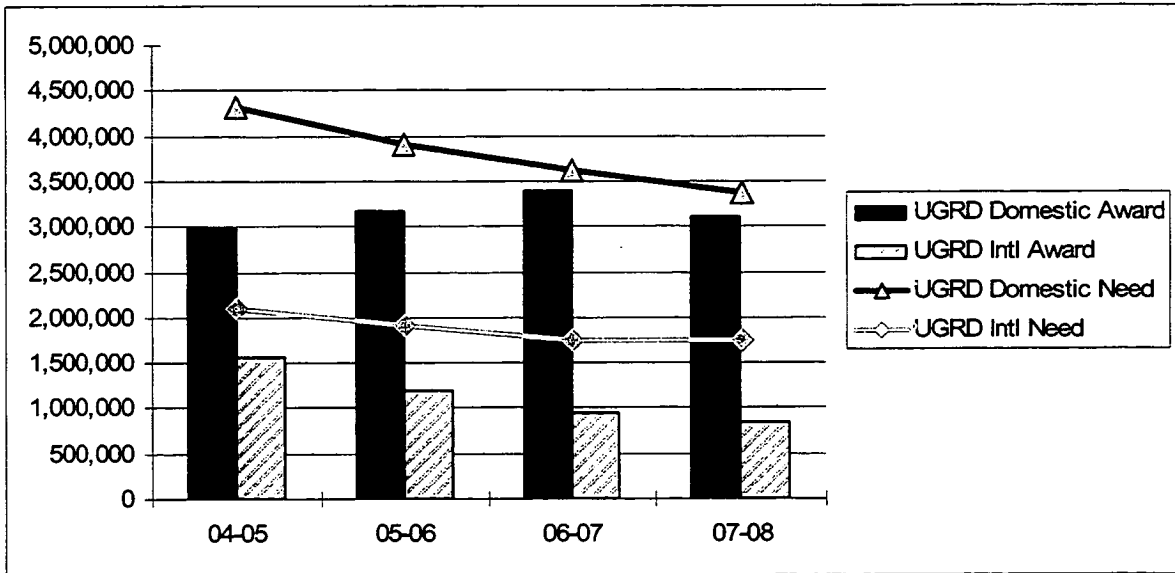
Bursary Totals Summary

YEAR	TOTAL NUMBER APPLICATIONS	TOTAL CALCULATED NEED	TOTAL UNDERGRADUATE BURSARIES AWD \$	TOTAL GRADUATE BURSARIES AWD \$	GRAND TOTAL BURSARIES AWD \$
07/08	5,884	5,957,200	3,936,464	723,857	4,660,321
06/07	6,271	6,138,565	4,333,674	684,076	5,017,750
05/06	6,112	6,490,951	4,362,185	543,827	4,906,012
04/05	5,763	7,033,080	4,544,201	462,963	5,007,164
03/04	4,697	6,468,740	3,222,505	415,713	3,638,218
02/03	4,012	3,237,696	1,964,929	141,942	2,106,871
01/02	3,429	2,476,765	1,070,295	91,530	1,161,825
00/01	2,870	2,013,725	1,008,105	79,146	1,087,251
99/00	2,615	1,751,834	972,375	68,012	1,040,387
98/99	2,514	1,565,785	931,361	71,553	1,002,914
97/98	2,558	1,296,738	895,826	70,639	966,465
96/97	2,078	1,068,339	875,412	80,904	956,316



Summary by Career

YEAR	UNDERGRADUATE				GRADUATE			
	DOMESTIC		INTERNATIONAL		DOMESTIC		INTERNATIONAL	
	NEED	\$ AWARD	NEED	\$ AWARD	NEED	\$ AWARD	NEED	\$ AWARD
07/08	3,382,619	3,099,499	1,739,801	835,465	376,498	320,078	458,282	403,779
06/07	3,630,239	3,385,094	1,758,324	948,580	412,482	384,351	337,520	299,725
05/06	3,912,767	3,168,925	1,919,494	1,193,260	380,946	316,122	277,744	227,705
04/05	4,316,898	2,987,491	2,106,006	1,556,710	433,418	329,688	176,758	133,275



Undergraduate Bursaries - General

YEAR	SFU OPEN (DOMESTIC)		SFU OPEN (INTERNATIONAL)		SFU DAYCARE		ANNUAL AND ENDOWED	
	# OF AWARDS	TOTAL \$	# OF AWARDS	TOTAL \$	# OF AWARDS	TOTAL \$	# OF AWARDS	TOTAL \$
07/08	1,629	2,354,681	512	708,285	0	0	770	700,368
06/07	1,980	2,782,947	693	865,120	2	251	596	443,450
05/06	1,814	2,517,054	774	1,141,190	1	165	545	471,465
04/05	1,885	2,439,222	765	1,428,385	13	5,931	497	404,453
03/04	2,320	1,502,092	735	1,014,020	18	5,451	600	522,662
02/03	1,461	1,047,642	330	400,950	10	2,628	595	513,709
01/02	1,166	457,100	186	111,243	10	2,670	656	499,282
00/01	1,023	470,892	136	93,100	5	2,116	517	441,997
99/00	891	415,511	163	127,540	10	4,263	538	425,061
98/99	818	414,171	158	122,258	5	1,107	514	393,825
97/98	777	420,692	116	116,833	12	3,142	436	355,159
96/97	623	411,120	112	115,015	12	1,935	417	347,342
95/96	608	381,443	176	145,325	30	6,540	429	316,235
94/95	535	289,518	152	117,014	65	12,695	477	329,135

University Funded Designated Bursaries

YEAR	FIELD SCHOOL			EXCHANGE			INTERNATIONAL CO-OP			ABORIGINAL (UGRD/GRAD)		
	APPL	AWD	TOTAL \$	APPL	AWD	TOTAL \$	APPL	AWD	TOTAL \$	APPL	AWD	TOTAL \$
07/08	78	45	103,995	77	23	47,850	30	10	13,230	53	6	8,055
06/07	205	57	108,845	147	57	92,525	56	19	19,645	56	14	20,891
05/06	92	52	83,405	96	47	85,575	33	21	27,205	49	25	36,126
04/05	59	47	94,980	90	67	99,210	53	23	26,840	57	25	45,180
03/04	10	9	18,120	70	62	124,955	9	6	10,015	74	22	28,095

Graduate Bursaries – General

YEAR	SFU OPEN (DOMESTIC)		SFU OPEN (INTERNATIONAL)		SFU DAYCARE		ANNUAL AND ENDOWED	
	# OF AWARDS	TOTAL \$	# AWARDS	TOTAL \$	# AWARDS	TOTAL \$	# AWARDS	TOTAL \$
07/08	181	252,445	229	364,324	4	1,015	53	56,709
06/07	252	374,705	187	300,555	5	716	9	8,100
05/06	233	296,045	150	223,965	6	2,732	16	21,085
04/05	255	309,240	115	130,670	13	5,923	15	17,130
03/04	184	197,880	63	60,854	13	7,019	30	26,055
02/03	42	25,310	28	23,160	4	1,137	17	16,345
01/02	87	47,765	31	14,775	3	570	35	28,420
00/01	90	54,870	27	13,405	1	406	10	10,465
99/00	79	46,110	27	16,665	2	1,087	6	4,150
98/99	59	43,453	36	21,945	0	0	7	6,155
97/98	61	45,590	25	17,494	2	553	8	7,002
96/97	43	48,018	29	24,985	10	3,267	5	4,634
95/96	37	36,825	54	44,700	19	4,727	6	9,400
94/95	58	41,225	53	43,600	23	6,005	9	4,650

Program Funded Bursaries for Credit Based Graduate Programs

Beginning in the 2004-05 academic year, credit based graduate programs were required to contribute funds toward bursaries for their students from their tuition revenue. These programs are reported below.

YEAR	EXECUTIVE MBA			GLOBAL ASSET WEALTH MANAGEMENT			MANAGEMENT OF TECHNOLOGY			GRADUATE DIPLOMA IN BUSINESS ADMINISTRATION		
	APPL	AWD	TOTAL \$	APPL	AWD	TOTAL \$	APPL	AWD	TOTAL \$	APPL	AWD	TOTAL \$
07/08	0	0	0	0	0	0	3	2	1,125	10	2	1,600
06/07	1	0	0	10	2	6,230	12	1	450	5	2	4,715
05/06	9	1	0	8	4	0	7	0	0	9	4	2,420
04/05	12	7	9,250	13	0	0	17	0	0	18	7	6,950
03/04	15	9	16,400	3	2	2,605	30	15	22,305	18	5	7,655
02/03	13	3	7,635	2	1	2,205	12	5	10,360	17	9	16,685

YEAR	MBA (DAY)			MED/EDD (OFF-CAMPUS)			MASTER OF PUBLIC POLICY		
	APPL	AWD	TOTAL \$	APPL	AWD	TOTAL \$	APPL	AWD	TOTAL \$
07/08	17	7	12,925	12	2	1,390	38	13	16,150
06/07	4	0	0	18	3	1,815	45	18	19,930
05/06	16	1	680	16	4	1,930	41	17	20,360
04/05	47	19	17,315	1	0	0	35	21	15,280
03/04	74	38	46,570	6	3	3,805	27	21	24,265
02/03	28	21	34,470	5	3	4,635	N/A	N/A	N/A

YEAR	GRADUATE URBAN STUDIES			MASTER IN PUBLISHING			MASTER OF FINANCIAL RISK MANAGEMENT			GRADUATE HEALTH SCIENCE		
	APPL	AWD	TOTAL \$	APPL	AWD	TOTALS	APPL	AWD	TOTALS	APPL	AWD	TOTAL \$
07/08	15	1	677	30	3	9,637	7	4	5,860	62	0	0
06/07	10	3	1,700	34	9	20,985	20	12	20,265	25	4	4,225
05/06	8	5	2,163	35	13	10,002	N/A	N/A	N/A	N/A	N/A	N/A

Note:

- 1) In 2004/2005, GAWM and MOT students have received bursaries funded by donors. These bursaries were reported under annual & endowed bursaries
- 2) The MBA (Day) program tuition had increased significantly in 2002/2003 and 2003/ 2004, the impact resulted in higher demand of bursary funding during the period.
- 3) The 2005/06 EMBA bursary was awarded from the Executive MBA Alumni Bursary Fund.
- 4) Bursaries for Health Science students are funded through an endowed bursary fund.

ATHLETIC AND RECREATION AWARDS

**Report to the Senate Policy Committee on Scholarships, Awards and Bursaries
2007-2008 (Summer 2007 to Spring 2008)**

Athletic Awards

Athletic awards are available to students who are members of varsity teams at Simon Fraser University and are awarded primarily on the basis of Athletic merit, though some awards have an academic achievement component. There are three categories of Athletic Awards: (1) those funded through endowed and annual donations, (2) those funded by University operating funds, and (3) those funded by money raised by the individual teams to support their own athletes (Athletic Tuition Awards).

Information of Interest for 2007-2008:

- B.C. Athletic Assistance Program funding of \$40,000 provided for a second year in a row. This reduced the amount of money required to be used through the Athletic Tuition Awards this year.

YEAR	ENDOWED/ANNUAL ATHLETICS		SFU FUNDED ATHLETICS		ATHLETIC TUITION AWARDS	
	# OF AWARDS	TOTAL \$	# OF AWARDS	TOTAL \$	# OF AWARDS	TOTAL \$
07/08	345	324,209	56	41,000	2	3,573
06/07	383	270,665	56	41,700	0	0 ¹
05/06	458	322,541	68	54,120	47	31,637
04/05	374	312,883	49	36,100	42	51,240
03/04	349	276,098	58	40,900	47	54,137
02/03	352	265,243	55	38,600	62	54,450
01/02	385	291,679	54	38,500	25	14,822
00/01	297	222,859	55	39,000	112	88,100
99/00	289	223,750	57	40,500	130	86,768
98/99	265	180,930	52	36,600	141	89,189
97/98	303	188,851	55	39,000	103	77,696
96/97	205	109,802	50	38,800	134	90,038
95/96	153	90,895	50	39,000	63	60,209
94/95	171	79,645	56	41,000	67	57,333

Recreation Awards

Simon Fraser University supports a number of awards for students who actively support the University's Recreation Program. The Recreational Leadership Awards are given in recognition of individual participation, leadership and volunteerism in various aspects of Recreation Services. The Recreation Promotion Award, was created in 2004 to further support and promote the University's recreation programs.

Information of interest for 2007-2008:

- Athletics has provided additional support to the Recreational Promotion Awards opportunity. There was an 81% increase in award dollars given over the previous year.

¹ B.C. Athletic Assistance Program funding of \$40,000 given in 2006/07 displaced the use of the Athletic Tuition Awards in that year.

YEAR	RECREATIONAL LEADERSHIP AWARD		RECREATIONAL PROMO AWARD	
	# OF AWARDS	TOTAL \$	# OF AWARDS	TOTAL \$
07/08	32	19,200	124	115,135
06/07	31	18,600	65	63,500
05/06	31	18,600	57	58,000
04/05	33	19,800	45	61,238
03/04	33	19,800	21	25,625
02/03	32	19,200	n/a	n/a
01/02	30	18,000	n/a	n/a
00/01	29	17,400	n/a	n/a
99/00	31	18,600	n/a	n/a
98/99	31	18,600	n/a	n/a
97/98	32	19,200	n/a	n/a
96/97	32	19,200	n/a	n/a
95/96	35	21,000	n/a	n/a
94/95	31	15,600	n/a	n/a
93/94	54	45,425	n/a	n/a

B.C. Athletic Assistance Program

The B.C. Athletic Assistance Program (BCAAP) is funded by the provincial government to support top athletes in pursuing their education while maintaining their sport training.

Information of interest for 2007-2008:

- In 2006/07 SFU received an increase in allocation for the BCAAP awards of \$40,000. This was repeated in the 2007-2008 fiscal year.

BC ATHLETIC ASSISTANCE PROGRAM*

YEAR	# OF AWARD	TOTAL \$ AWARDED
07/08	89	101,155
06/07	112	103,871
05/06	58	61,237
04/05	58	60,403
03/04	65	65,679
02/03	65	53,710
01/02	63	61,250
00/01	90	66,916
99/00	85	62,926
98/99	142	90,979
97/98	138	90,112
96/97	212	136,156

**WORK-STUDY PROGRAM
Report to the Senate Policy Committee on Scholarships, Awards and Bursaries
2007-2008 (Summer 2007 to Spring 2008)**

Like the SFU bursary program, the Work-Study program is intended to be supplemental funding for Simon Fraser students with demonstrated financial need. The program is not restricted to BC residents or to those receiving funding from StudentAid BC only. Most participants are identified through the bursary application process though some are also identified from StudentAid BC data.

Information of interest for 2007-2008:

- Of the \$447,087 in salary (includes benefits) paid to SFU undergraduate students this year, \$71,586 was awarded to international undergraduate students in fee schedule A (entered SFU in Fall 2003 or later) whose work study funding was paid by the international bursary fund budget. These international undergraduate students are included in the chart below.
- Of the number of awards listed, 69 work-study positions awarded to Fee Schedule A international students totaling \$98,070.
- From Spring 2008 onwards, an increase in hourly wage was approved from \$8.75 to \$11.50 (includes approximately 12% in lieu of benefits and vacation)
- Until August 2002 the Work-Study program was part of the BC Student Assistance Program limiting the program to those BC residents who were receiving maximum government student assistance. In Fall 2003 the government program was discontinued and Simon Fraser University funded the Work-Study program. The budget continued to be valued at \$610,000 for this year.

WORK-STUDY- Undergraduate

	NUMBER OF AWARDS	TOTAL \$ AWARDED	TOTAL \$ DISBURSED
07/08	409	589,200	447,087
06/07	525	714,000	526,331
05/06	507	687,800	536,678
04/05	541	734,400	607,721
03/04	573	760,200	633,425
02/03 ¹	427	510,800	431,640
01/02	363	417,900	329,208
00/01	346	385,120	310,655
99/00	498	481,140	343,689
98/99	344	301,300	246,503
97/98	612	668,121	542,932
96/97	481	420,211	353,804
95/96	561	501,661	438,850
94/95	499	429,672	361,879

¹ These numbers include expenditures for the Students Aiding Students program until August 2005.

WORK-STUDY – Graduate

	NUMBER OF AWARDS	TOTAL \$ AWARDED	TOTAL \$ DISBURSED
07/08	39	55,755	48,696
06/07	32	42,300	33,327
05/06	24	30,100	24,345
04/05	38	41,200	34,227
03/04	40	51,000	45,528
02/03 ²	11	13,900	11,717
01/02	5	7,000	5,362
00/01	7	8,300	7,503
99/00	19	19,830	18,130
98/99	4	2,910	2,507
97/98	12	15,740	11,350
96/97	4	3,537	3,436
95/96	12	14,296	13,001
94/95	16	21,205	19,911

² The summer term of 2002/03 completed the B.C. Government funded Work-Study program. For the Fall and Spring terms of 2002/03 the Simon Fraser University funded Work-Study program was implemented.

**EMERGENCY LOAN PROGRAM
Report to the Senate Policy Committee on Scholarships, Awards and Bursaries
2007-2008 (Summer 2007 to Spring 2008)**

Short term (60 day), interest-free loans are available to students who require interim emergency funding while awaiting funds from other sources. To receive an emergency loan a student must demonstrate a guaranteed source of repayment, for example an assessed government student loan awaiting documents or confirmation of part-time employment. Emergency loan values are usually no more than \$500 but individual award values depend on the specific circumstances of the student. Some students may receive more than one Emergency Loan during a term. Students must meet with a Financial Aid Advisor as part of the assessment process. Since the transition to SIMS (2003-2004) bad debt lists from Student Financials have not been available and so are not recorded below.

Information of interest for 2007-2008:

- There was a 15% increase in the number of users of the Emergency Loan Program compared to the previous year but is still quite low compared to years prior to 06/07.

EMERGENCY LOANS (Undergraduate/Graduate)

YEAR	NUMBER OF LOANS	TOTAL \$ AWARDED	# LOANS TO COLLECTION	TOTAL \$ TO COLLECTION
07/08	90	57,098	N/A	N/A
06/07	78	55,125	N/A	N/A
05/06	152	101,100	N/A	N/A
04/05	197	123,707	N/A	N/A
03/04	239	137,712	4	1,798
02/03	244	142,092	N/A	N/A
01/02	256	152,354	7	4,590
00/01	359	217,139	7	4,650
99/00	433	246,828	10	6,248
98/99	345	157,825	7	4,500
97/98	352	160,716	N/A	N/A
96/97	527	265,472	11	3,763
95/96	674	317,329	7	5,363
94/95	251	157,741	N/A	N/A

**BC GOVERNMENT STUDENT ASSISTANCE PROGRAM
(STUDENT AID BC)**

**Report to the Senate Policy Committee on Scholarships, Awards and Bursaries
2007-2008 (Summer 2007 to Spring 2008)**

Domestic Canadian students, graduate and undergraduate, may apply through their home province to receive funding assistance from the federal, provincial and territorial governments. The goal of these programs is to promote accessibility of post-secondary education among academically qualified students who do not have the personal or family resources to meet the costs of education. The B.C. Student Assistance Program was renamed by the government starting in 2007 to Student Aid B.C.

Information of Interest for 2007-2008:

- At Simon Fraser University approximately 25% of all undergraduate students received their primary funding through StudentAid BC government student assistance.
- The tables below report the number of BC Government assistance awards and the total dollars of assistance received by Simon Fraser students from 1995/96 to the 2007/08 award year. The less than 1% increase in the overall number and value of awards for SFU students is consistent with a less than 1% increase in applications from SFU students received by the Student Aid BC (7,918 in 2006-07 to 7,973 in 2007-08).
- There was an overall 8.1% decrease in combined B.C. institutional applications received by Student Aid BC when compared to the previous year.
- According to the government's statistics Simon Fraser remained the second largest user of the assistance programs for the sixth year in a row.
- The BC Loan Reduction Program is still in effect (started in 2004). Under this program eligible students who successfully complete each year's studies will have their BC Student Loan reduced. The loan reduction grants are not reported to the post-secondary institutions so we are unable to report them below. The amount of reduction will vary according to the BC Loan awarded. The grant programs that are still in effect in 2007/2008 are the Canada Study Grant for Students with Dependents, Canada Access Grant for Students with Permanent Disabilities, and Canada Study Grant for Female Doctoral Students. (see report on Part-Time Assistance and Canada Study Grants).

BC Residence – Federal and Provincial Assistance

Undergraduate

YEAR	# OF STDNT PER YEAR	CANADA STUDENT LOAN		BRITISH COLUMBIA LOAN		BC/FEDERAL GRANT		TOTALS	
		# AWARDS	TOTAL \$	# AWARDS	TOTAL \$	# AWARDS	TOTAL \$	# AWARDS	TOTAL \$
07/08	26,332	6,832	25,848,941	6,503	15,066,759	723	1,069,484	14,058	41,985,184
06/07	25,009	6,840	25,791,102	6,493	15,072,909	723	994,039	14,056	41,858,050
05/06	24,368	7,273	27,019,880	7,068	16,338,244	794	1,107,848	15,135	44,465,972
04/05	23,480	7,635	25,348,913	6816	15,569,562	1,135	1,713,581	15,586	42,632,056
03/04	22,098	8,119	24,912,956	5,588	11,080,185	3,300	6,438,162	17,007	42,431,303
02/03	21,967	7,629	23,413,881	5,709	10,622,832	3,323	6,357,657	16,661	40,394,370
01/02	20,957	7,206	20,745,360	5,581	8,982,386	3,432	6,277,543	16,219	36,005,289
00/01	20,328	6,700	19,422,436	5,139	8,435,234	3,238	5,913,349	15,077	33,771,019
99/00	20,356	6,220	18,016,408	4,774	8,437,478	2,707	4,725,887	13,701	31,179,773
98/99	20,264	5,742	17,543,548	5,121	10,456,783	1,304	2,244,399	12,167	30,244,730
97/98	20,072	5,344	16,728,873	4,833	10,187,803	881	1,633,952	11,058	28,550,628
96/97	20,082	5,296	16,458,488	4,765	9,532,871	892	1,566,540	10,953	27,557,899
95/96	20,359	5,148	16,135,660	4,202	7,051,162	879	1,282,322	10,229	24,469,144

Graduate

YEAR	# OF STDNTS PER YEAR	CANADA STUDENT LOAN		BRITISH COLUMBIA LOAN		BC/FEDERAL GRANT		TOTALS	
		# AWARDS	TOTAL \$	# AWARDS	TOTAL \$	# AWARDS	TOTAL \$	# AWARDS	TOTAL \$
07/08	5,241	359	1,413,190	340	827,824	76	98,555	775	2,339,569
06/07	5,044	318	1,273,369	305	788,254	74	72,469	697	2,134,092
05/06	4,637	313	1,237,180	319	815,194	84	77,237	716	2,129,611
04/05	4,363	319	1,093,410	327	855,978	80	77,394	726	2,026,782
03/04	4,516	392	1,311,373	370	906,428	77	77,935	839	2,295,736
02/03	4,432	325	1,047,601	316	767,646	72	62,399	713	1,877,646
01/02	3,910	268	877,137	266	639,037	53	47,788	587	1,563,902
00/01	3,233	250	731,401	256	567,458	35	32,810	541	1,331,669
99/00	2,863	263	835,532	271	633,071	54	53,252	588	1,521,855
98/99	2,836	261	832,306	265	649,411	41	43,184	567	1,524,901
97/98	2,892	240	790,574	254	634,665	N/A	N/A	494	1,425,239
96/97	2,894	235	723,913	226	472,144	N/A	N/A	462	1,198,443
95/96	2,773	204	652,199	196	386,703	N/A	N/A	401	1,040,099

**GOVERNMENT PART-TIME ASSISTANCE AND CANADA STUDY GRANTS
Report to the Senate Policy Committee on Scholarships, Awards and Bursaries
2007-2008 (Summer 2007 to Spring 2008)**

To be eligible for the federal government Part-time Canada Student Loans (PT-CSL), Canada Study Grant for High-Need Part-Time Students (CSG-HNPT), and Canada Access Grant for Students with Permanent Disabilities (CAG-PD) students must be registered between 3 and 8 credit hours and have a demonstrated financial need. These programs assist with educational cost only and do not include support for living expenses.

In order to be eligible for grant funding, students must not only demonstrate financial need but also meet specific criteria for not studying full-time. The list of acceptable conditions for maintaining part-time studies includes: permanent disability, medical issues, being a single parent, being parent from a low income family, caring for an elderly dependent, taking prerequisites to enter a full-time program and requiring less than nine credit hours to fulfill graduation requirements. The CSG-HNPT program has a maximum award value of \$1,200 per program year and is well used by Simon Fraser students.

The federal government offers a grant program to support female doctoral students in specific programs. The goal of the program is to encourage female students with financial need to continue studies to the doctoral level in fields that have an under representation of females based on national statistics. From 2001/02 onwards, these grants were assessed as part of the B.C. Student Assistance Program application and a separate application is not required. For those students who meet the criteria for a CSG-FD, the grants are automatically calculated and the award replaces federal loan funding. In other words, students do not receive additional funding but have a portion of their debt (loan) converted to grant.

Information of interest for 2007-2008:

- Eighty six part-time studies funding applications were received. Of those students, sixty-one qualified for grant only, loan only, or a combination of grant and loan with a total assessed need of \$105,388.
- Twenty-eight students were awarded part-time loans totaling \$35,154 and twenty-five students accepted the funding totaling \$30,728, which was a 70% increase over previous year. Part-time loans require that you begin to make payments on the loans while you are still in school.
- Thirty-seven students received grant awards totaling \$41,690, which as a 4.8% decrease from the previous year.
- In terms of the Canada Study Grants for female doctoral students, there was a 98% increase over the previous year in terms of debt (loan) converted to grant.

Part-Time Canada Student Loan

YEAR	NUMBER OF AWARDS	TOTAL \$ AWARDED	NUMBER LOANS TO RELEASED	TOTAL \$ LOANS RELEASED
07/08	28	35,154	25	30,728
06/07	15	19,201	14	18,034
05/06	25	37,012	20	31,191
04/05	28	43,946	24	38,389
03/04	22	24,240	19	21,244
02/03	18	18,239	16	16,286
01/02	7	6,526	5	3,669
00/01	13	10,700	8	6,778
99/00	45	24,480	2	2,679
98/99	36	26,103	Not recorded	Not recorded

Canada Student Grant for High Need Part-time Students

YEAR	NUMBER OF AWARDS	TOTAL \$ AWARDED
07/08	37	41,690
06/07	42	43,790
05/06	57	63,256
04/05	41	44,446
03/04	42	43,513
02/03	47	45,450
01/02	54	50,739
00/01	54	51,014
99/00	83	73,072
98/99	108	112,407

Canada Study Grant for Female Doctoral Students (CSG-FD)

YEAR	NUMBER OF AWARDS	TOTAL \$ AWARDED
07/08	14	38,790
06/07	8	19,595
05/06	3	9,000
04/05	1	3,000
03/04	7	18,327
02/03	3	8,749
01/02	5	14,569
00/01	7	17,781
99/00	6	13,966
98/99	3	8,876

Canada Access Grant for Students with Permanent Disabilities

The Canada Access Grant for Students with Permanent Disabilities was introduced in Fall 2005. The purpose of the grant is to support students with permanent disabilities whose course load is between 3 and 8 credits.

YEAR	# AWARDS	TOTAL \$ AWARDS	# GRANTS RELEASED	TOTAL \$ GRANTS RELEASED
07/08	18	14,549	17	13,541
06/07	17	17,139	17	17,139
05/06	13	13,652	10	11,845

OUT OF PROVINCE AWARDS
Report to the Senate Policy Committee on Scholarships, Awards and Bursaries
2007-2008 (Summer 2007 to Spring 2008)

Out of Province and United States Student Loans

The tables below report students who are receiving funding through other Canadian provinces or territories and from the United States. Not all provinces advise the institutions of assistance granted to students, particularly grant awards.

The funding received by U.S. students includes subsidized and unsubsidized government loans, private loans, and parental loans. Subsidized loans do not have to be repaid until students cease attending school or drop below ½ studies. Students must begin repaying unsubsidized loans while they are still in school. U.S. students receive separate disbursements in each term of their loan period and an increasing number of students are accessing private loans to supplement their government loans.

Information of Interest for 2007-2008:

- The increases in awards for out of province undergraduate student assistance can be attributed to the 2.7% increase in out of province undergraduate student enrollment at the University in 2007/08 over the previous year.
- There were increases in the number of loans awarded for undergraduate (96%) and graduate (28%) from the U.S., over the previous year.

Out of Province and US Students

Undergraduate

YEAR	FEDERAL STUDENT LOAN		PROVINCIAL LOAN		PROVINCIAL/ FEDERAL GRANT		US STUDENT LOANS	
	# AWARDS	\$ TOTAL	# AWARDS	\$ TOTAL	# AWARDS	\$ TOTAL	# AWARDS	\$ US TOTAL
07/08	299	1,435,926	339	624,010	148	357,870	51	205,130
06/07	237	1,197,020	303	543,759	126	293,376	26	81,548
05/06	189	872,354	218	409,474	71	160,649	30	120,258
04/05	195	775,505	286	434,569	67	184,080	51	195,983
03/04	169	704,420	169	370,665	91	217,666	21	187,451
02/03	221	917,707	231	456,882	98	265,602	34	128,811
01/02	249	900,177	209	403,709	72	182,303	18	108,983
00/01	251	894,323	212	422,693	84	230,272	20	108,145
99/00	333	1,149,868	249	589,344	60	165,636	9	59,392
98/99	380	1,323,501	270	697,485	38	81,113	8	35,465
97/98	378	1,424,821	317	868,898	42	74,076	9	33,458
96/97	429	1,609,830	514	977,181	20	26,104	12	37,389
95/96	436	1,629,038	547	1,017,365	13	26,980	14	69,636

Graduate

YEAR	FEDERAL STUDENT LOAN		PROVINCIAL LOAN		PROVINCIAL/FEDERAL GRANT		US STUDENT LOANS	
	# AWARDS	\$ TOTAL	# AWARDS	\$ TOTAL	# AWARDS	\$ TOTAL	# AWARDS	TOTAL \$ US
07/08	123	613,188	98	379,769	14	17,517	119	363,139
06/07	83	465,948	78	297,758	9	17,026	93	309,536
05/06	68	409,047	71	246,984	8	14,837	69	245,855
04/05	76	376,873	103	249,858	3	5,980	73	230,440
03/04	56	252,998	76	203,922	10	26,851	68	227,686
02/03	57	276,274	76	202,438	10	21,129	24	102,904
01/02	49	206,584	60	165,695	1	834	10	94,915
00/01	60	215,651	62	142,727	4	2,194	14	125,933
99/00	64	264,926	73	193,164	4	9,435	13	75,190
98/99	80	293,106	83	181,735	4	7,217	21	96,653
97/98	86	373,940	106	309,576	3	5,840	20	79,989
96/97	78	304,785	119	229,914	5	4,955	16	59,996
95/96	88	362,150	157	340,064	5	5,560	10	43,143

EXTERNAL SCHOLARSHIPS AWARDS AND BURSARIES
Report to the Senate Policy Committee on Scholarships, Awards and Bursaries
2007-2008 (Summer 2007 to Spring 2008)

Each year Simon Fraser University students receive scholarships, awards and bursaries that are administered and adjudicated by organizations and corporations external to the University. Scholarships, awards and bursaries in this category include: Canadian Merit Scholarship Foundation Awards, Canadian Millennium Scholarship Foundation Merit Awards, Terry Fox Humanitarian Awards, Canada Trust Scholarships, awards administered by the Association of Universities and Colleges of Canada, and many others. The awards have been categorized by the definitions used for our internal programs: scholarships are based primarily on academic performance; bursaries are based primarily on financial need; and awards are based on community service, excellence in a specific endeavor or a combination of criteria.

Financial Aid and Awards also actively promotes the availability of and assists students with the application process for numerous external awards that are not reported in the table below. These awards support students' educational goals during and after studies at Simon Fraser University but are not disbursed through the University. Awards programs in this category include the Rhodes Scholarship, the Queen Elizabeth II BC Centennial Scholarship, and many others.

Graduate students receive a variety of external awards that are administered through the Dean of Graduate Studies Office and are included in the Graduate Awards report. The external scholarships, awards and bursaries for graduate students listed below are those that have been received by the University for disbursement to students who are currently registered as graduate students. These awards are adjudicated by community groups and foundations without University nominations and may have been awarded on the basis of undergraduate accomplishments.

Information of interest for 2007-2008:

- SFU students received 388 external scholarships, awards and bursaries totaling \$681,770 which was approximately a 25.4 % increase in the amount awarded, over the previous year.
- Canada Millennium Scholarship Merit Awards - 13 National Award winners attending Simon Fraser University, 9 Provincial/Territorial Award winners, and 14 local award winners
- World Petroleum Congress and Canadian Millennium Foundation offered an award to recognize students enrolling in studies related to the petroleum industry who demonstrate academic merit and financial need. Four SFU students received these awards, totaling \$12,000.
- Canadian Millennium Foundation National In-Course Scholarship recognizes upper level post secondary students who demonstrate academic merit and leadership. Nineteen SFU students received a total of \$73,000 from the National In-Course Scholarship program
- Canadian Merit Scholarship Foundation provides awards to graduating high school students on the basis of academic excellence, community service and leadership. Two Loran winners (under CMSF), finalist and provincial, are in attendance and receive a total of \$5,000.

YEAR	EXTERNAL SCHOLARSHIPS		EXTERNAL AWARDS		EXTERNAL BURSARIES	
	TOTAL # SCHOLARSHIPS	TOTAL \$	TOTAL # AWARDS	TOTAL \$	TOTAL # BURSARIES	TOTAL \$
07/08	324	613,707	4	3,350	41	36,261
06/07	276	483,341	16	14,500	38	32,829
05/06	270	471,745	7	15,500	51	35,550
04/05	261	487,823	11	17,700	62	39,725
03/04	247	437,854	0	0	31	20,900
02/03	236	381,781	5	6,715	60	35,394
01/02	216	294,590	14	15,840	72	44,775
00/01	204	226,270	7	10,500	56	38,061
99/00	181	176,827	10	16,283	61	39,034
98/99	130	117,382	56	54,913	35	23,374
97/98	118	109,562	36	37,008	71	48,369

GRADUATE EXTERNAL

YEAR	EXTERNAL SCHOLARSHIPS		EXTERNAL AWARDS		EXTERNAL BURSARIES	
	TOTAL # SCHOLARSHIPS	TOTAL \$	TOTAL # AWARDS	TOTAL \$	TOTAL # BURSARIES	TOTAL \$
07/08	14	22,952	1	2,000	4	3,500
06/07	8	9,056	2	3,000	2	1,000
05/06	7	12,298	0	0	3	3,066
04/05	1	625	0	0	1	2,000
03/04	9	13,650	0	0	1	500
02/03	3	3,600	0	0	3	3,000
01/02	6	7,200	0	0	1	2,000
00/01	5	6,300	0	0	3	1,400
99/00	8	6,550	0	0	2	980
98/99	8	8,500	0	0	2	1,076
97/98	4	4,900	0	0	9	21,768

**Disbursement Summary of Funding Administered or Supported through Financial Aid and Awards
Fiscal Year 2007/2008**

Type of Financial Aid Support	Number of Awards Disbursed	Total Disbursements
INTERNALLY MANAGED FINANCIAL AID AND AWARDS		
Entrance Scholarships (Undergraduate - Domestic - University funded)	818	\$ 3,409,365.00
Entrance Scholarships (Undergraduate - International - University funded)	35	\$ 316,250.00
Entrance Scholarships (Annual/Endowed)	18	\$ 41,000.00
Open Scholarship (Undergraduate)	1,359	\$ 1,577,660.00
In-Course Awards (University funded)	264	\$ 187,400.00
In-Course Awards (Annual/Endowed)	202	\$ 104,210.00
In-Course Scholarships (Annual/Endowed)	359	\$ 318,135.00
Bursary (Open - Undergraduate - Domestic - University funded)	1,629	\$ 2,354,681.00
Bursary (Open - Undergraduate - International - University funded)	512	\$ 708,285.00
Bursary (Open - Graduate - Domestic - University funded)	181	\$ 252,445.00
Bursary (Open - Graduate - International - University funded)	229	\$ 364,324.00
Bursary (Designated)	84	\$ 173,130.00
Bursary (Credit Based Graduate Programs)	34	\$ 49,364.00
Bursary (Annual/Endowed - Undergraduate)	770	\$ 700,368.00
Bursary (Annual/Endowed - Graduate)	53	\$ 56,709.00
Athletics Awards (University funded)	56	\$ 41,000.00
Athletics Awards (Annual/Endowed)	345	\$ 324,209.00
Athletics Awards (Fund-Raised)	2	\$ 3,573.00
Recreation Awards (Leadership Awards and Promotion Awards)	156	\$ 134,335.00
Work-Study Program (Undergraduate)	409	\$ 447,087.00
Work-Study Program (Graduate)	39	\$ 48,696.00
Emergency Loans (Undergraduate/Graduate)	90	\$ 57,098.00
TOTAL INTERNALLY MANAGED FINANCIAL AID AND AWARDS	7,644	\$ 11,669,324.00
EXTERNALLY MANAGED OR SUPPORTED FINANCIAL AID AND AWARDS		
Athletics Awards (B.C. Athletic Assistance Program)	89	\$ 101,155.00
StudentAid BC (Undergraduate - Full-time)	14,058	\$ 41,985,184.00
StudentAid BC (Graduate - Full-time)	775	\$ 2,339,569.00
StudentAid BC (Undergraduate-Part-Time Studies)	25	\$ 30,728.00
StudentAid BC (Canada Study Grants for High Need Part-Time Students)	37	\$ 41,690.00
StudentAid BC (Canada Study Grants for Female Doctoral Students)	14	\$ 38,790.00
StudentAid BC (Canada Access Grants for Students with Permanent Disabilities)	17	\$ 13,541.00
Out of Province Student Loan Awards (Undergraduate)	786	\$ 2,417,806.00
Out of Province Student Loan Awards (Graduate)	235	\$ 1,010,474.00
U.S. Loan Awards (Undergraduate)	51	\$ 205,130.00
U.S. Loan Awards (Graduate)	119	\$ 363,139.00
Non-SFU Administered Scholarships (Undergraduate)	324	\$ 613,707.00
Non-SFU Administered Scholarships (Graduate)	14	\$ 22,952.00
Non-SFU Administered Awards (Undergraduate)	4	\$ 3,350.00
Non-SFU Administered Awards (Graduate)	1	\$ 2,000.00
Non-SFU Administered Bursaries (Undergraduate)	41	\$ 36,261.00
Non-SFU Administered Bursaries (Graduate)	4	\$ 3,500.00
TOTAL EXTERNALLY MANAGED OR SUPPORTED FINANCIAL AID AND AWARDS	31,029	\$ 68,842,009.00

Notes:

- (a) Number of awards disbursed for entrance scholarships only includes new awards offered in fiscal year 2007/2008.
- (b) Total entrance scholarship disbursement figures include new scholarship offers as well as scholarship renewals for continuing students
- (c) Bursary - Designated - includes Field School, Exchange, International Co-op, and Aboriginal (Ugrad/Grad)
- (d) Emergency Loans - temporary funding that the student must pay back within 60 days
- (e) StudentAid BC funding for full-time students include both federal and provincial loans along with possible grant funding
- (f) Non-SFU administered financial aid and awards normally just requires proof of enrollment from institution. Funds are then pushed to student's account.